

How to cancel Telegram Premium subscription

Telegram Premium package has many more upgraded features than the regular Telegram version on phones and computers. The article below will guide you to cancel Telegram Premium on phones and computers.

Telegram Premium package has many more upgraded features than the regular Telegram version on phones and computers. Accordingly, when registering for Telegram Premium , you will be able to use more features than the regular version, such as increased download capacity of 4GB, voice to text conversion,. So what if you do not want to use Telegram Premium? The following article will guide you to cancel Telegram Premium on phones and computers.

How to cancel Telegram Premium Android





Step 1:

On the phone interface, we click **on Play Store** and then click on our account **avatar** .







For you Top charts Kids Categories

Recommended for you →

			
Spotify: Music and Podcasts 4.3 ★	Amazon Alexa 4.4 ★	Adobe Acrobat Reader 4.4 ★	WhatsApp 4.4 ★

Ads · Suggested for you

			
Country Delight: Milk ... 4.3 ★	bigbasket & bbnow: Groc... 4.5 ★	Licious - Chicken, Fis... 4.6 ★	bbnow: Groc... 4.4 ★

Sound your best with Audio FX

Games **Apps** Offers Books

Step 2:

Switch to the new interface, users will see the settings for your account, we click on **Payments and Subscriptions** . You will click on **Subscriptions** .



Google



Shailendra Chaudhary
[redacted]@gmail.com



Google Account

- Manage apps & device
- Notifications & offers 2
- Payments & subscriptions
- Play Protect
- Library
- Play Pass
- Settings
- Help & feedback



← Payments & subscriptions

[card icon] Payment methods

[refresh icon] Subscriptions

[list icon] Budget & history

[message icon] Redeem code



Step 3:

At this time, users will see the application packages that we have registered for, including the Telegram Premium package. Click on this **Telegram Premium package** to proceed to cancel the registration.

← Subscriptions

Google may share subscription data that doesn't personally identify you with developers to help them offer subscriptions. [Learn more about subscriptions](#)

Active

Telegram



Telegram Premium

Next payment: ₹179.00 on Sep 25, 2022



Step 4:

At this interface, users click on **the Cancel Subscription setting** to cancel the Telegram Premium subscription. Then you will be asked **the reason for canceling the Telegram Premium package** . Users click on a reason and then **click Continue** below.

← Manage subscription

Telegram



Telegram Premium

Next payment: ₹179.00 on Sep 25, 2022

Upcoming charges

Starting Sep 25, 2022 ₹179.00/month

Primary payment method

[Update](#)

Backup payment method

None

[Set up](#)



[Cancel subscription](#)

← What's making you cancel?

Before canceling, let us know why you're leaving. Your response may be shared with the developer.

- I found a better app
- I don't use this service enough
- Technical issues
- Cost-related reasons
- Other
- Decline to answer



Continue

Finally, **click Cancel Subscription** to complete the Telegram Premium cancellation process.

Immediately after that, the Telegram application will send a notification about your successful cancellation of the Premium subscription.

← Manage subscription

Telegram



Telegram Premium

Next payment: ₹179.00 on Sep 25, 2022

Upcoming charges

Starting Sep 25, 2022 ₹179.00/month

Primary payment method

Update

Backup payment method

Set up

Cancel subscription?

Your subscription will be canceled at the end of your billing period on Sep 25, 2022, and you won't be charged anymore. You can change your mind any time before this date.

Keep subscription

Cancel subscription

How to cancel Telegram Premium iPhone subscription

Step 1:

On the iPhone interface, **click on App Store** . Next, the user also clicks on **the person icon** in the interface as shown below.

Search



🔍 Games, Apps, Stories and More

Discover

music player


mobile cleaner


offline games

ludo

Suggested

 **Chamet - Live Video Ch...**
Go Streaming & Enjoy Party
Ad **GET**
In-App Purchases

 **Bubble Shooter - Pop Bubbles**
Aim & pop to blast the balls
GET
In-App Purchases

 **Traffic Rider**
Racing
GET
In-App Purchases

Step 2:

In this new interface, we continue to click on **Subscriptions** to track which paid application packages you are using. Users will click on **the Telegram Messenger application** .

9:44

36+

< Account

Subscriptions

ACTIVE

Sort ↑↓



Apple One

Individual

₹ 195.00 >

Renews 24 September



Telegram Messenger

Telegram Premium

₹ 179.00 >

Renews 19 September



9:44

36+

< Subscriptions



Telegram Messenger

Telegram Premium

₹ 179.00 Monthly

Renews 19 September

[Cancel Subscription](#)

If you cancel now, you can still access your subscription until 19 September.

[About Subscriptions and Privacy](#)

Step 3:

In this new interface, users click on **the Cancel Subscription option** to cancel the Telegram Premium package subscription.

Finally, you just need to **click Confirm** to confirm the cancellation of the Telegram Premium package.

9:44

36+

< Subscriptions



Telegram Messenger

Telegram Premium

₹ 179.00 Monthly

Renews 19 September

[Cancel Subscription](#)

If you cancel now, you can still access your subscription until 19 September.

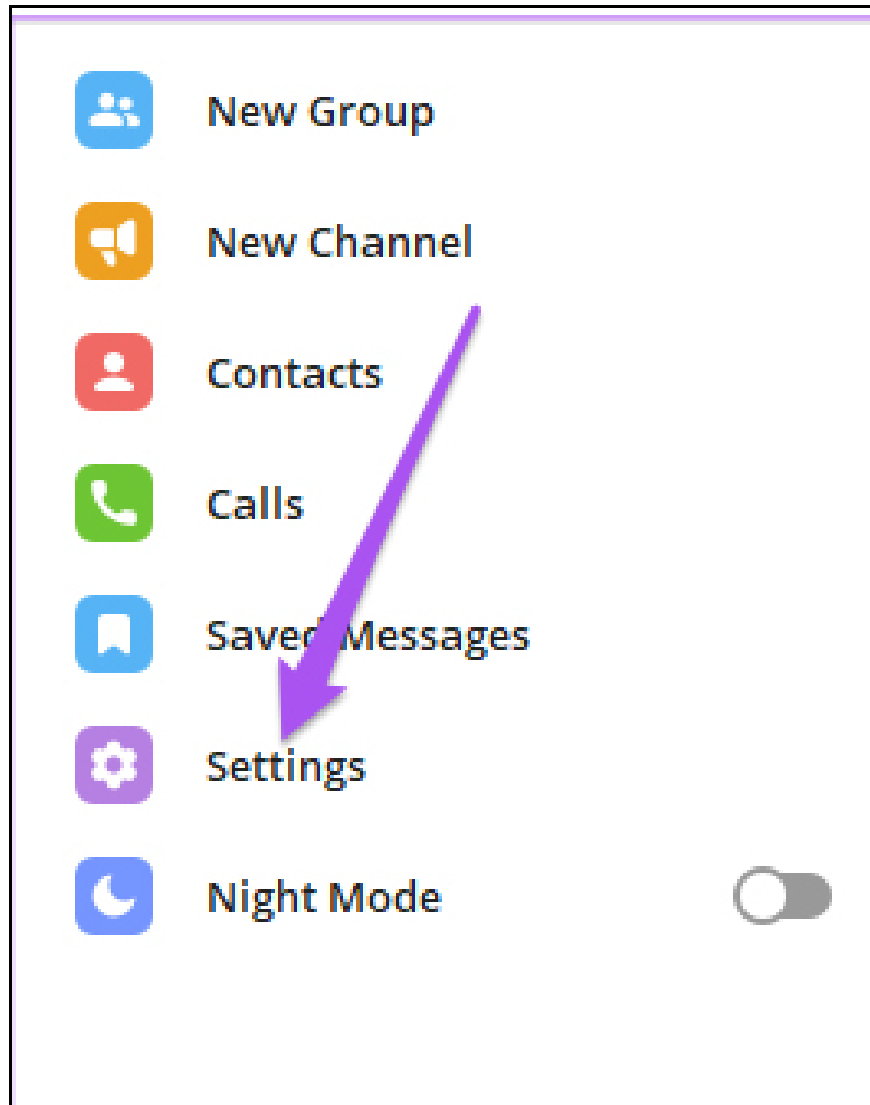
[About Subscriptions and Privacy](#)

Instructions to cancel Telegram Premium on computer

Note, you will need to install iTunes on Windows before you can cancel your subscription.

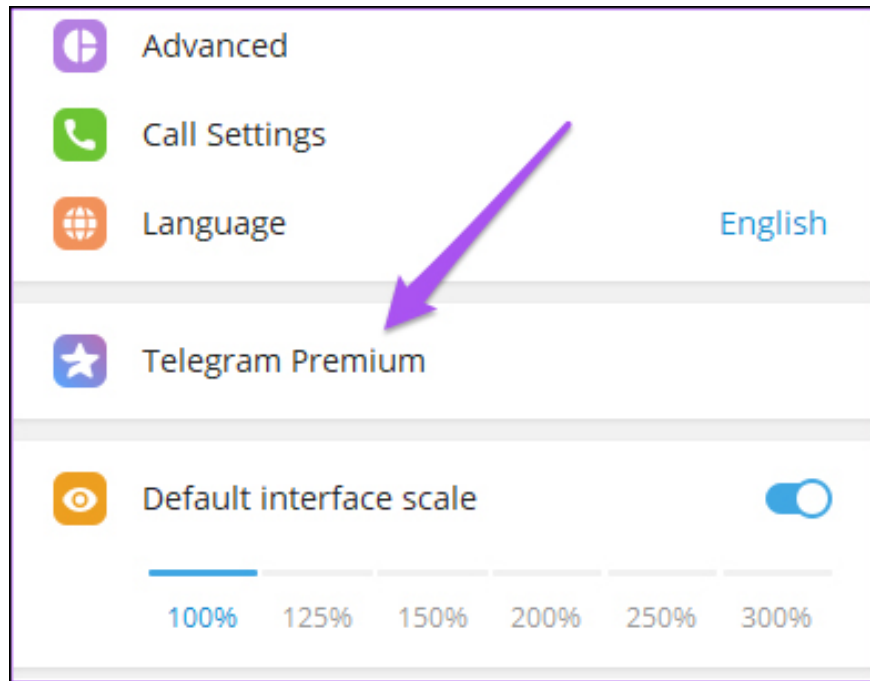
Step 1:

At the Telegram interface on the computer, we click on **the 3-dash icon** and **select Settings** in the next displayed list.




Step 2:

In this interface, you continue to click on **Telegram Premium** to see the package you have registered for.

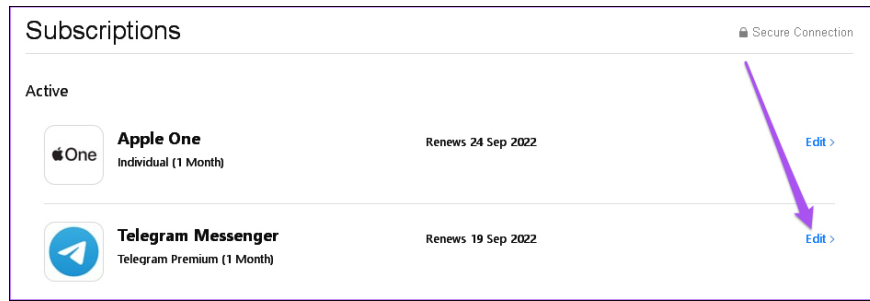


Step 3:

Now the pop-up interface appears on the right side of the interface, you **click on App Store** in this interface.

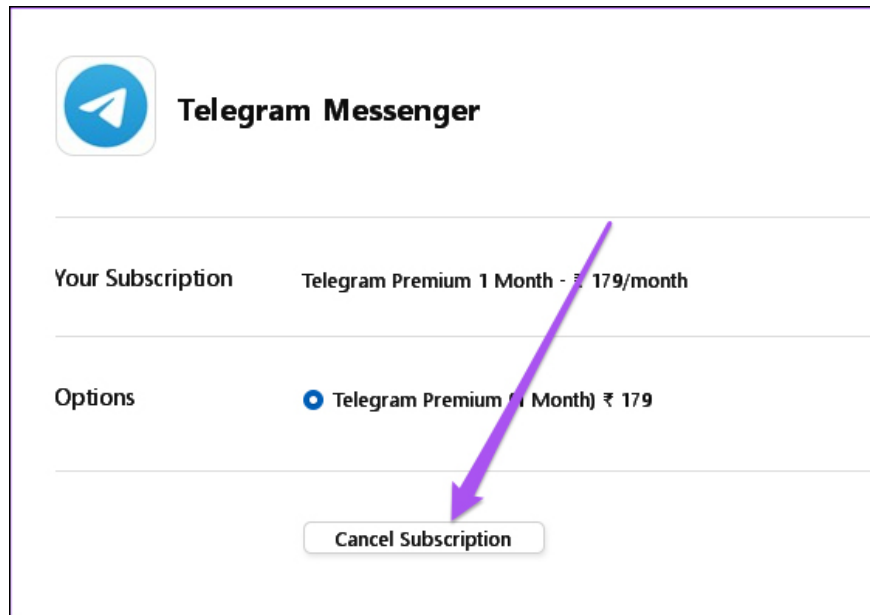


Immediately the iTunes interface on the computer will appear. Here the user **clicks on Edit** to proceed to edit the Telegram Premium subscription package.



Step 4:

At this point, you also need **to click Cancel Subscription** to deactivate the Telegram Premium package.



You finished reading the article "**How to cancel Telegram Premium subscription**" edited by the [TipsMake](#) team. We hope this article has provided you with many useful tech tips and tricks. You can search for similar articles on tips and guides. Thank you for reading and for following us regularly.