

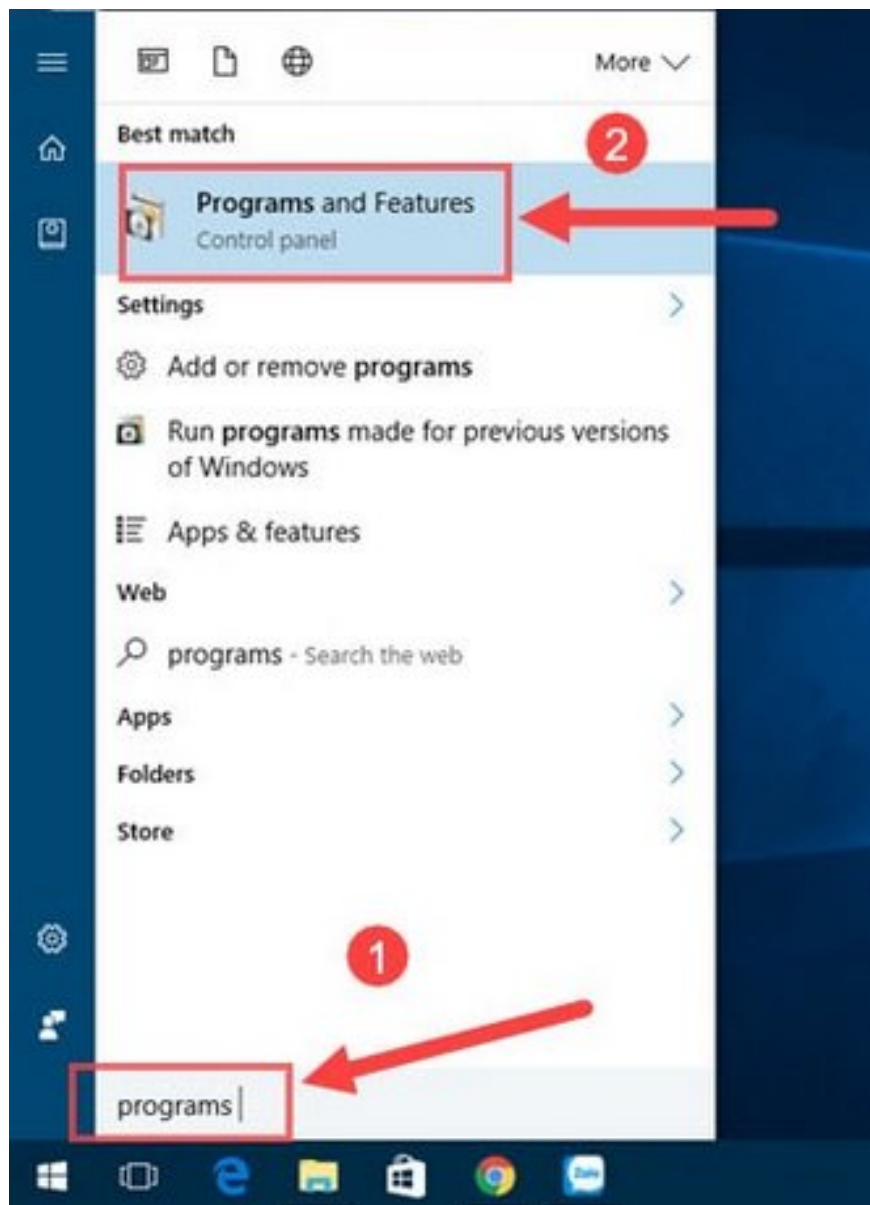
How to uninstall Opera from your computer.

After using Opera for a long time, if you find it unsatisfactory and want to try another browser like Google Chrome, Firefox, or download C?c C?c, then uninstall Opera from your computer.

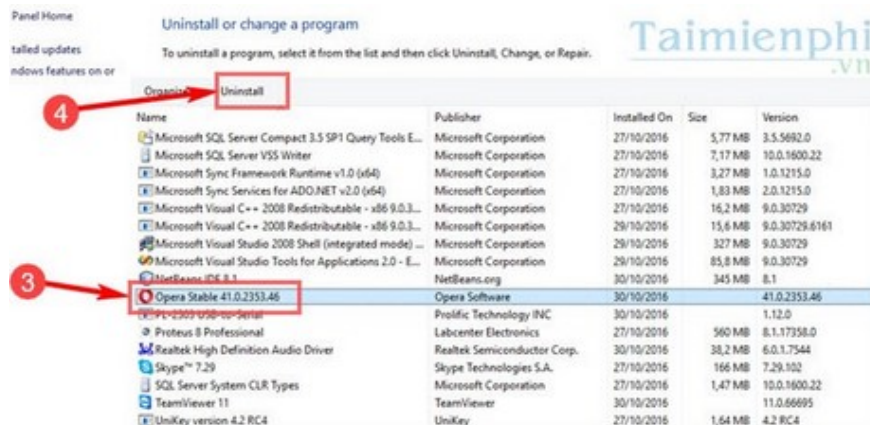
Opera isn't your only choice, although it does have some excellent advantages, such as the ability to block YouTube ads while watching videos. **This ad-blocking** feature allows you to watch YouTube without interruption, and it also has other very useful features. However, Opera also has weaknesses, and if browsers like Firefox or Google Chrome are superior to Opera, you should uninstall Opera if you wish. This article will guide you on how to uninstall Opera on your computer.

How to uninstall Opera from your computer.

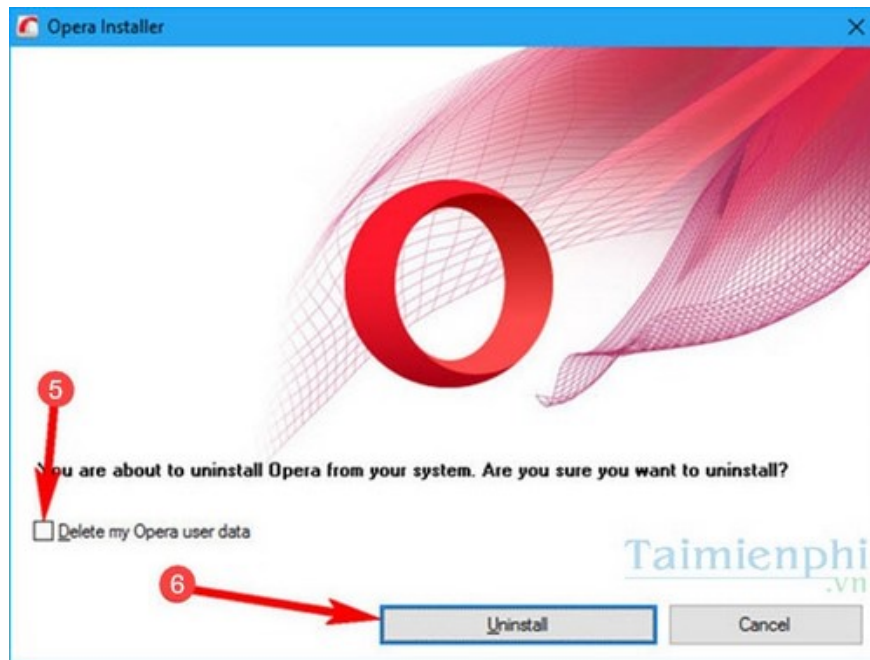
Step 1: Press the **Windows** key or click the Windows icon in the bottom left corner, type 'Programs' and select **Programs and Features**.



Step 2: Find Opera and click **Uninstall**.



Step 3: The Opera Uninstall window will appear. Next, select **Uninstall** to begin the browser uninstallation process. You can also check the "**Delete my Opera user data**" option to delete your previous installation data.



Then you just need to wait; the Opera uninstallation process will happen automatically, and you only need to wait a few seconds for it to be done.

TipsMake recently guided you on how to uninstall Opera, a web browser, from your computer. This uninstallation method applies not only to other browsers but also to all software on your computer. After uninstalling Opera, you'll likely need an alternative. You might want to use Google Chrome, the most widely used browser today with many attractive features. For example, managing extensions on and off in Google Chrome is quite useful and helps users better manage the extensions they install. Or, disabling Facebook notifications on Google Chrome helps you avoid being spammed with messages and chats on Facebook. Refer to our article on how to disable Facebook notifications on Chrome and follow the instructions.

Furthermore, there are Firefox, Microsoft Edge, and other top web browsers of 2016, which **will** also be helpful in finding and using a suitable browser.

If you want to uninstall IE from your computer, you can follow the instructions that Taimienphi has shared on how to uninstall IE.

You finished reading the article "**How to uninstall Opera from your computer.**" edited by the [TipsMake](#) team. We hope this article has provided you with many useful tech tips and tricks. You can search for similar articles on tips and guides. Thank you for reading and for following us regularly.