

How to uninstall CocCoc, remove the CocCoc browser from your computer or laptop.

For some reason, you want to uninstall C?c C?c from your computer to use a different web browser, but you don't know how? Follow the steps below to remove C?c C?c from your computer.

C?c C?c is a browser developed using the Chromium engine. It was developed by Vietnamese programmers, so it integrates many interesting and useful features. However, if you're tired of C?c C?c and want to go back to Chrome or Firefox, you can refer to the method below to completely remove C?c C?c from your computer.

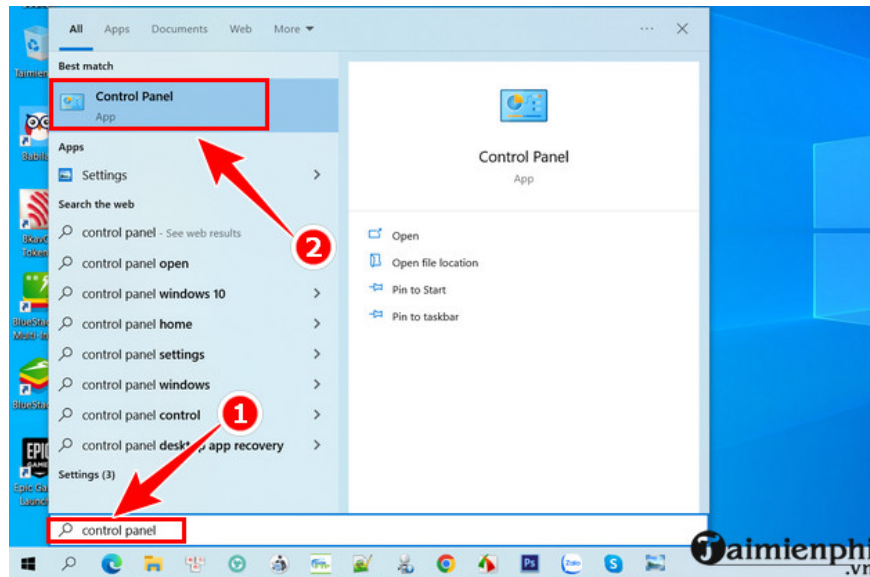


Instructions on how to uninstall C?c C?c on your computer.

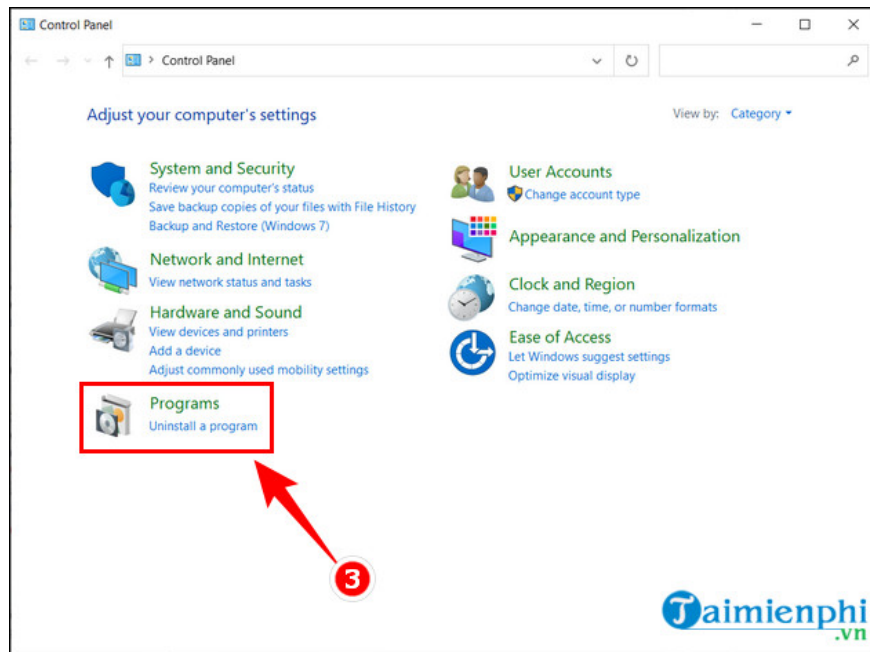
How to completely remove C?c C?c from your computer

Method 1: Uninstall C?c C?c using the System Application Manager.

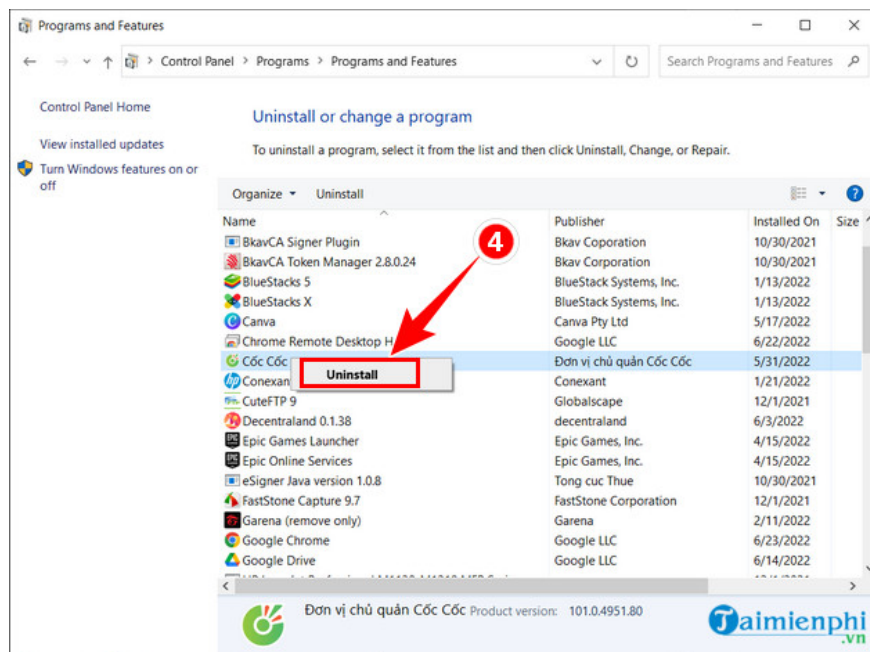
Step 1 : First, open **the Start Menu** and type "**Control Panel**" to search, then click on the application to **open the Control Panel**.



Step 2: Click on the **Programs** section to open the **Programs and Features** window .

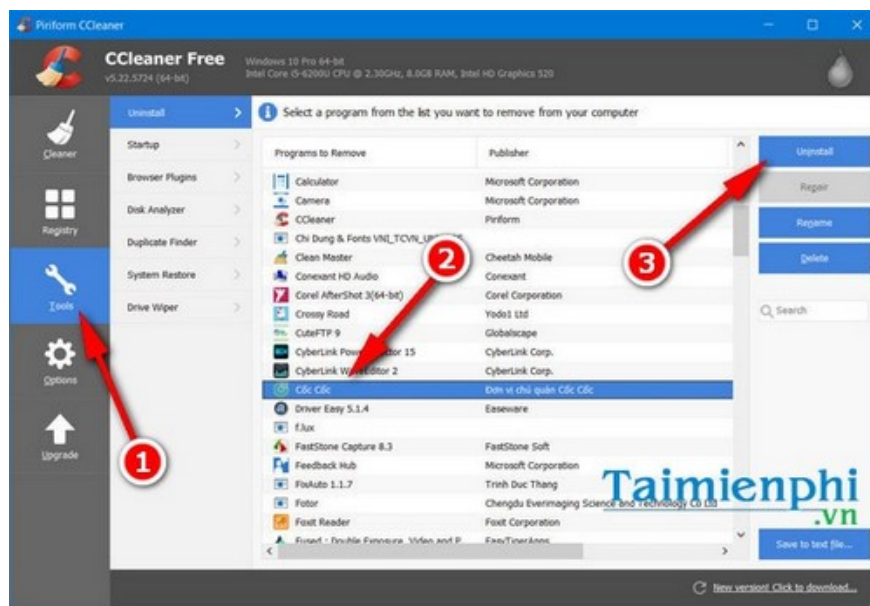


Step 3 : Finally, find the **C?c C?c** browser and select **Uninstall** to completely remove it.

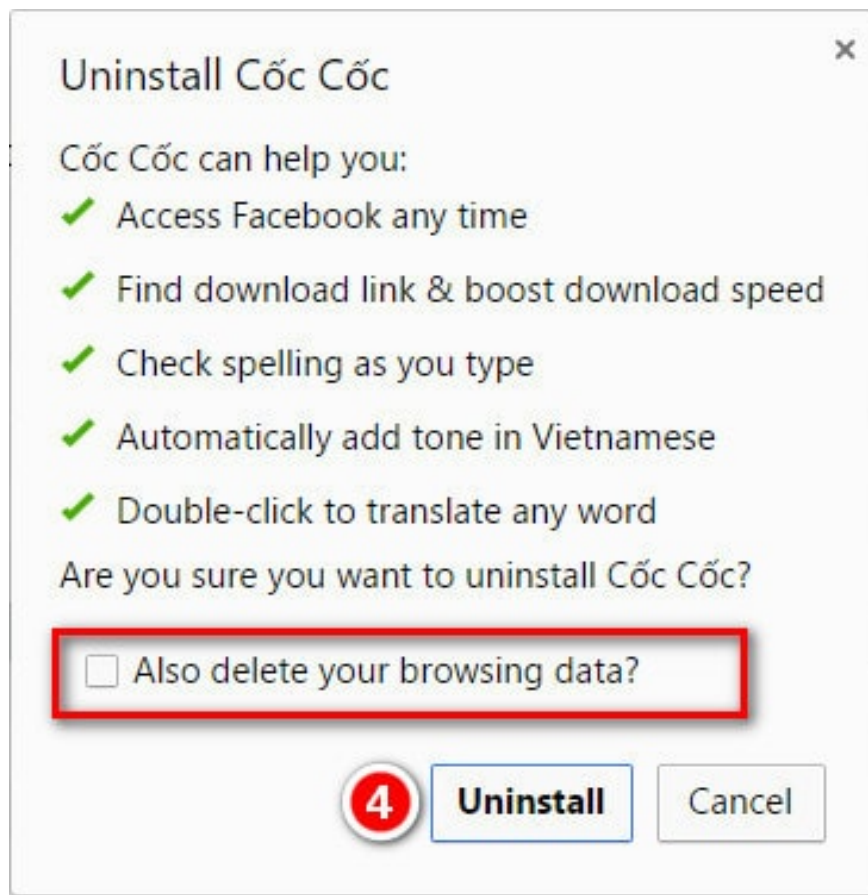


Method 2: Uninstall C?c C?c using CCleaner, a junk file cleaning and uninstallation software.

Step 1 : Access CCleaner on your computer. On the CCleaner homepage, click the **Tools** tab > **Uninstall** > search for the C?c C?c web browser application in your computer's app store. If you don't have CCleaner installed, you can download and install it here:

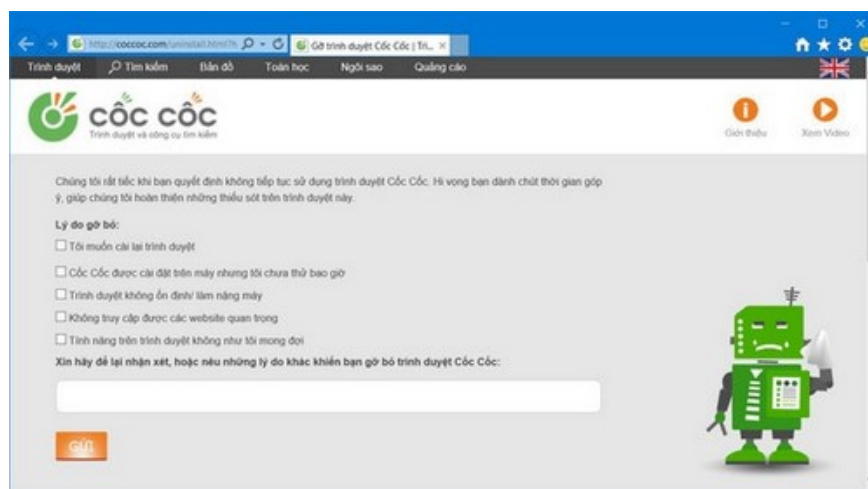


Step 2 : Click **Uninstall** to remove C?c C?c from your computer.



By default, a notification will appear asking if you want to uninstall Cốc Cốc and delete all browsing data. If you want to delete your personal browsing data, please check the box next to "Also delete your browsing data?".

Click on the Uninstall option to quickly remove Cốc Cốc from your computer.



You will receive a notification that Cốc Cốc has been successfully uninstalled, and you may be asked to provide a reason for uninstalling it from your computer. Of course, you can skip this step if you don't want to respond.

Those are all the steps to completely remove Cốc Cốc from your computer. If you want a "cleaner" system, you

can use CCleaner to scan for any remaining C?c C?c junk files. Refer to **How to install CCleaner** to clean your system for more details.

You finished reading the article "**How to uninstall CocCoc, remove the CocCoc browser from your computer or laptop.**" edited by the [TipsMake](#) team. We hope this article has provided you with many useful tech tips and tricks. You can search for similar articles on tips and guides. Thank you for reading and for following us regularly.
