

How to unfollow on Facebook?

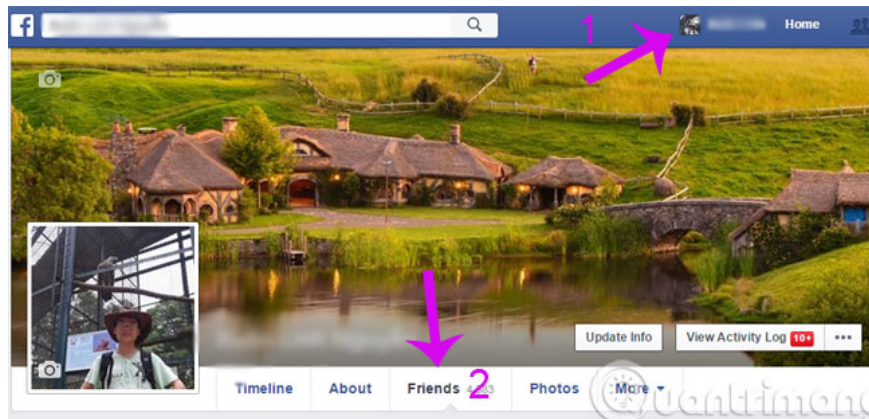
Facebook has an interesting feature that many people choose to use, it is Follow. This is a feature that allows users to know other people's activities without making friends.

Facebook has an interesting feature that many people choose to use, it is Follow. This is a feature that allows users to know other people's activities without making friends.

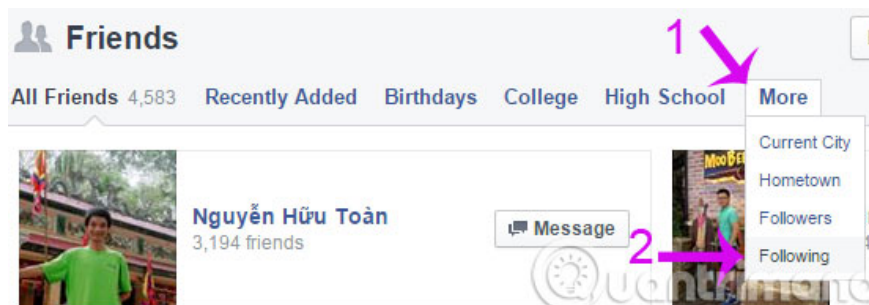
1. How to change information on my News Feed on iOS?
2. Instructions for temporarily blocking Facebook
3. Instructions on how to create groups on Facebook

However, for some reason, you don't want to Follow someone anymore but don't know how to do it? Therefore, TipsMake.com will guide you how to unfollow on Facebook in the article below.

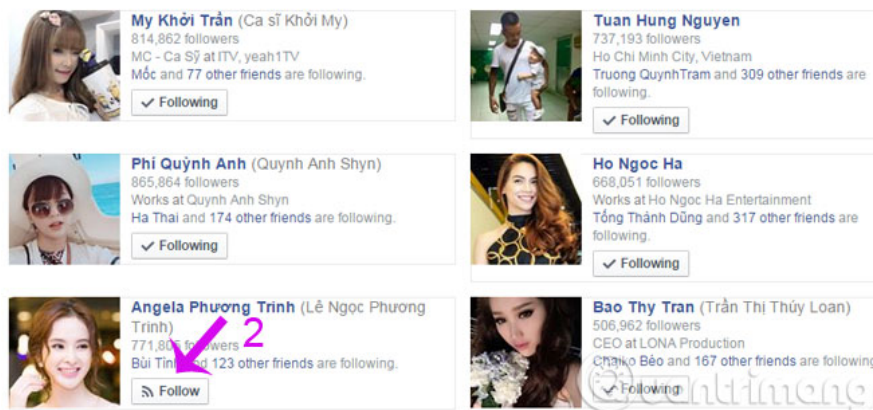
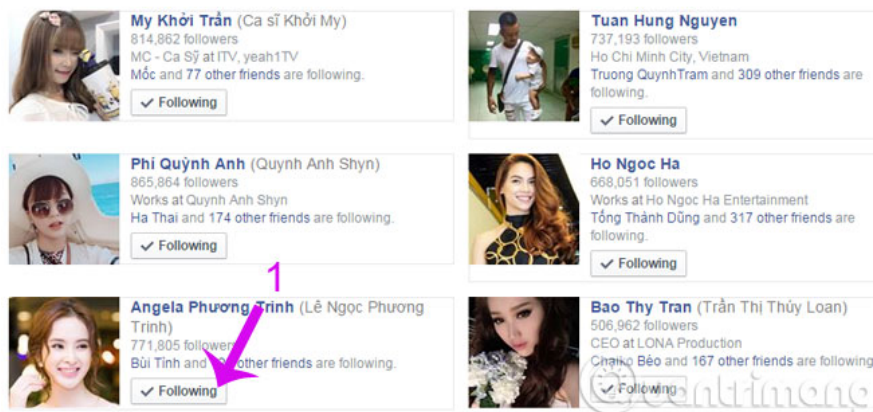
Step 1 : From the Facebook home page, you access the **Personal Page** and select **Friends**



Step 2 : In the **Friends** section, go to **More** and select **Following**



Step 3 : Immediately there will be a list of the people you are following, you just need to select the person you want to unfollow and then click on the box **Following** so it will be done.



Do the same with others. And you will no longer be bothered by announcements about their daily activities.

Having fun!

You finished reading the article "**How to unfollow on Facebook?**" edited by the [TipsMake](#) team. We hope this article has provided you with many useful tech tips and tricks. You can search for similar articles on tips and guides. Thank you for reading and for following us regularly.