

How to turn the sound on or off by pressing Caps Lock, Num Lock, and Scroll Lock.

When you press Caps Lock, Num Lock, or Scroll Lock on your computer, a sound will be emitted. This is because the Toggle Keys feature is enabled in Windows. If you don't want to be bothered by the sound when pressing these three keys, you can disable it using several methods described in the article below.

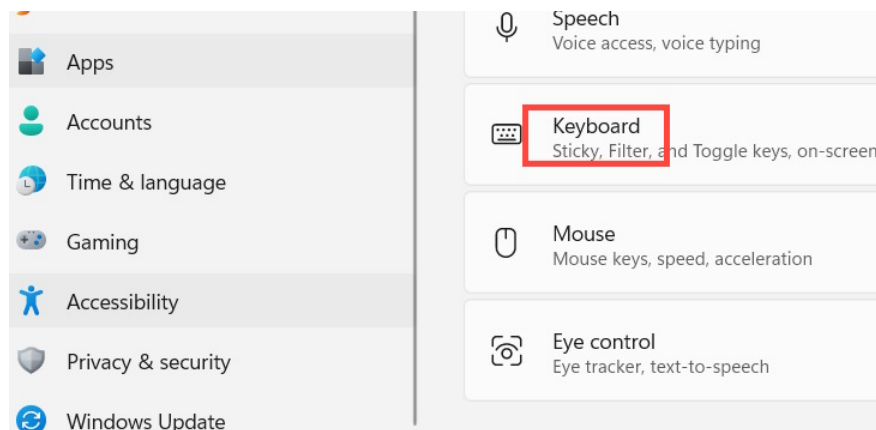
When you press Caps Lock, Num Lock, or Scroll Lock on your computer, a sound will be emitted. This is because the Toggle Keys feature is enabled in Windows. If you don't want to be bothered by the sound when pressing these three keys, you can disable it using several methods described in the article below.

Turn off Caps Lock, Num Lock, and Scroll Lock alerts via keyboard shortcut.

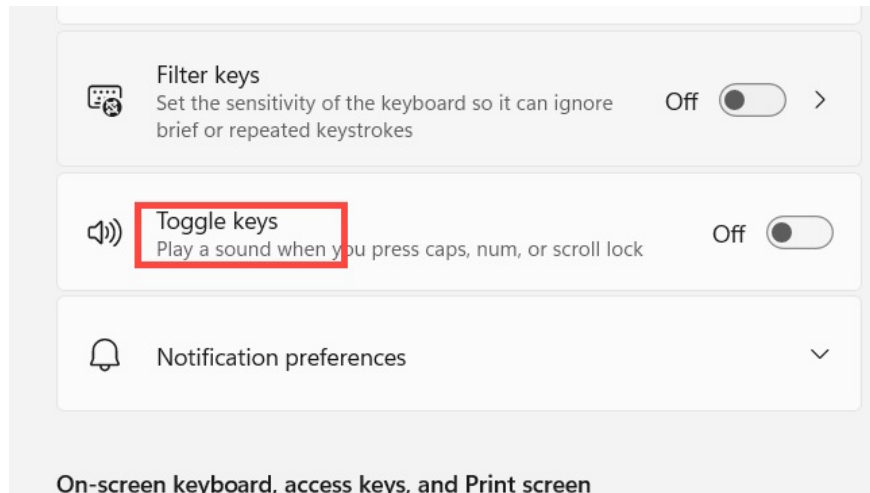
Press and hold the Num Lock key for 5 seconds, and the Toggle Keys dialog box will appear as shown. Press No to turn off the sound of pressing Caps Lock, Num Lock, and Scroll Lock.

Turn Toggle Keys sound notifications on or off via Settings

Open Settings on your computer, then **click Accessibility on the left and select Keyboard** on the right.

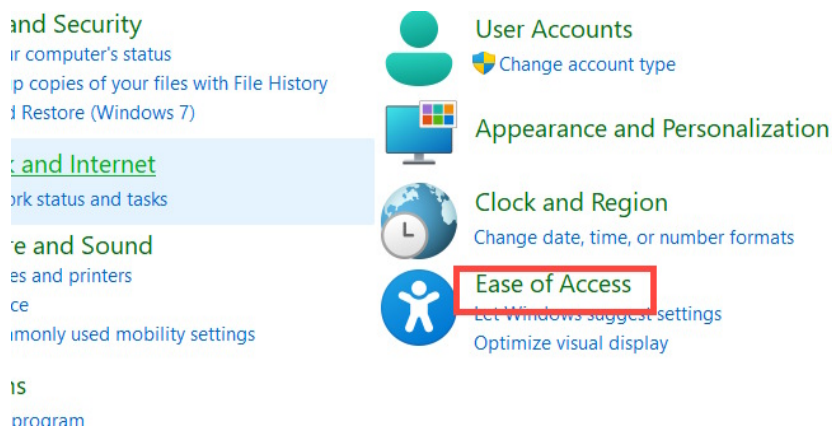


You can simply **enable or disable Toggle Keys** to turn the sound notification on or off when you press Caps Lock, Num Lock, or Scroll Lock.

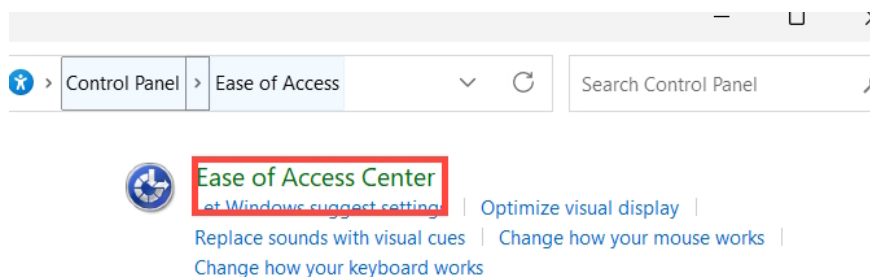


Turn the sound of Caps Lock, Num Lock, and Scroll Lock on or off via the Control Panel.

We open the Control Panel and then click Ease of Access Center .











Continue clicking on Ease of Access Center to adjust the settings.



In this interface, you can choose either "Make the keyboard easier to use" or "Make it easier to focus on tasks settings" .

Explore all settings

When you select these settings, they will automatically start each time you sign in.

-  Use the computer without a display
Optimize for blindness
-  Make the computer easier to see
Optimize visual display
-  Use the computer without a mouse or keyboard
Set up alternative input devices
-  Make the mouse easier to use
Adjust settings for the mouse or other pointing devices
-  **Make the keyboard easier to use**
Adjust settings for the keyboard
-  Use text or visual alternatives for sounds
Set up alternatives for sounds
-  **Make it easier to focus on tasks**
Adjust settings for reading and typing
-  Make touch and tablets easier to use
Adjust settings for touch and tablets

In the new interface, simply **check or uncheck the box next to "Turn on Toggle Keys"** .

Press keyboard shortcuts (such as CTRL+ALT+DEL) one key at a time.

[Set up Sticky Keys](#)

Turn on Toggle Keys
Hear a tone when you press CAPS LOCK, NUM LOCK, or SCROLL LOCK.

Turn on Toggle Keys by holding down the NUM LOCK key for 5 seconds

Turn on Filter Keys
Ignore or slow down brief or repeated keystrokes and adjust keyboard repeat rates.

[Set up Filter Keys](#)

You finished reading the article "**How to turn the sound on or off by pressing Caps Lock, Num Lock, and Scroll Lock.**" edited by the [TipsMake](#) team. We hope this article has provided you with many useful tech tips and tricks. You can search for similar articles on tips and guides. Thank you for reading and for following us regularly.