

How to turn on WiFi on Windows 10

If you are using a laptop running Windows 10 and do not know how to turn on WiFi, please refer to our guide below to open WiFi.

Almost every laptop has a WiFi card to help connect to the Internet via WiFi. If you are using a laptop running Windows 10 and do not know how to turn on WiFi, please refer to our guide below.

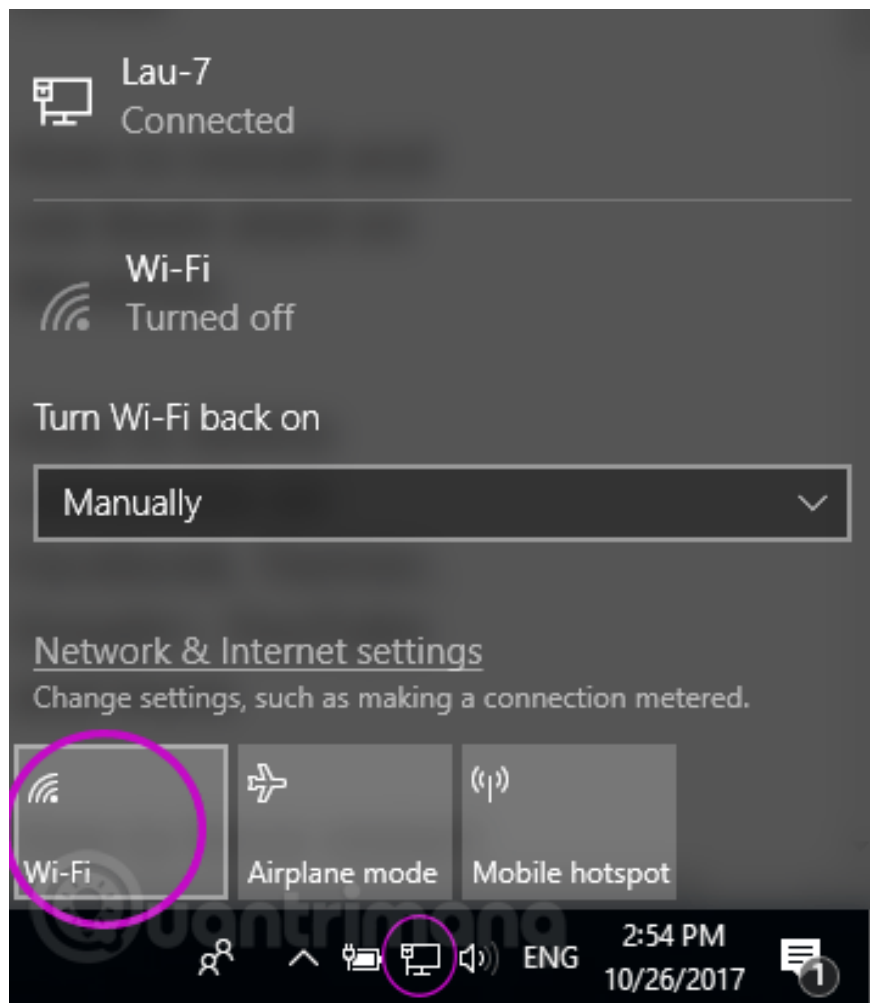
To turn on WiFi on Windows 10 you will have several ways as follows:

Method 1: Use the shortcut to open WiFi Win 10

On some laptops, there are shortcuts available to quickly turn on and off WiFi . Usually use the Fn key in combination with a certain F key (F7 on Acer). You can refer to the detailed instructions in this article: [How to turn on and off Wifi on the laptop very fast](#)

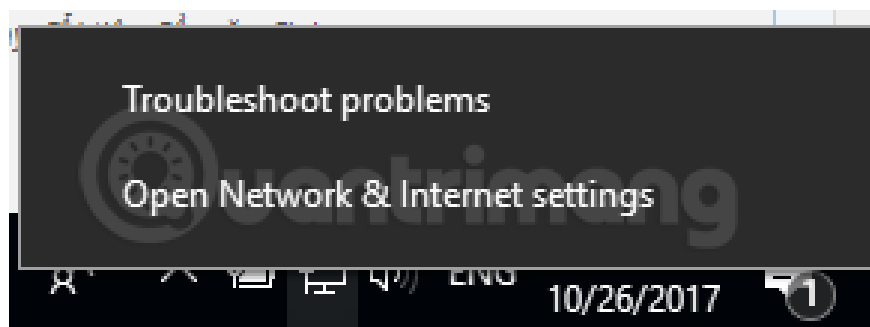
Method 2: Turn on WiFi Win 10 from the network icon

Left-click on the network icon in the taskbar> WiFi to turn on WiFi.

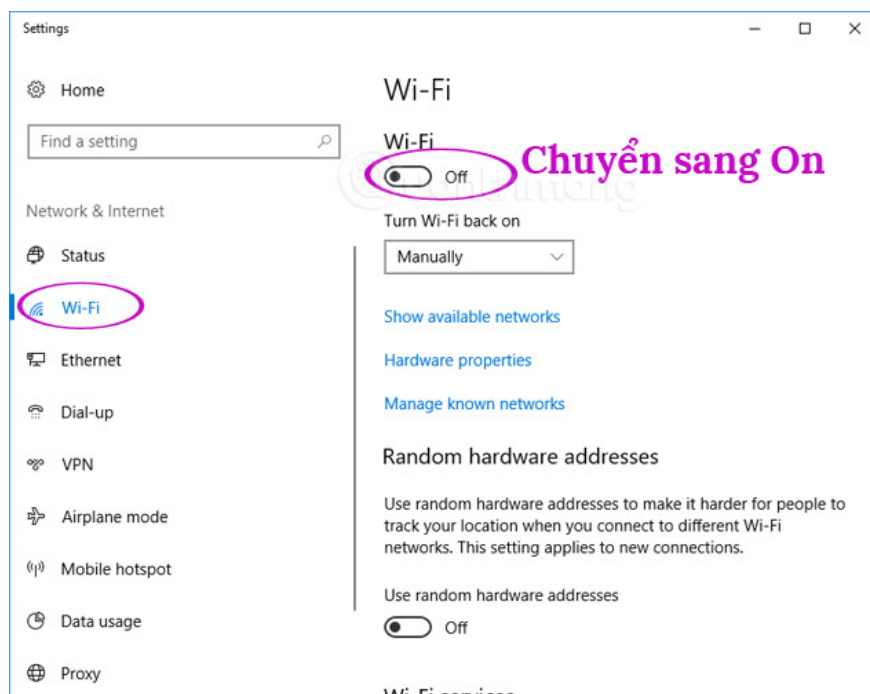


Method 3: Use network settings to turn on WiFi

On the network icon in the taskbar, right-click > **Open network & Internet Settings** .



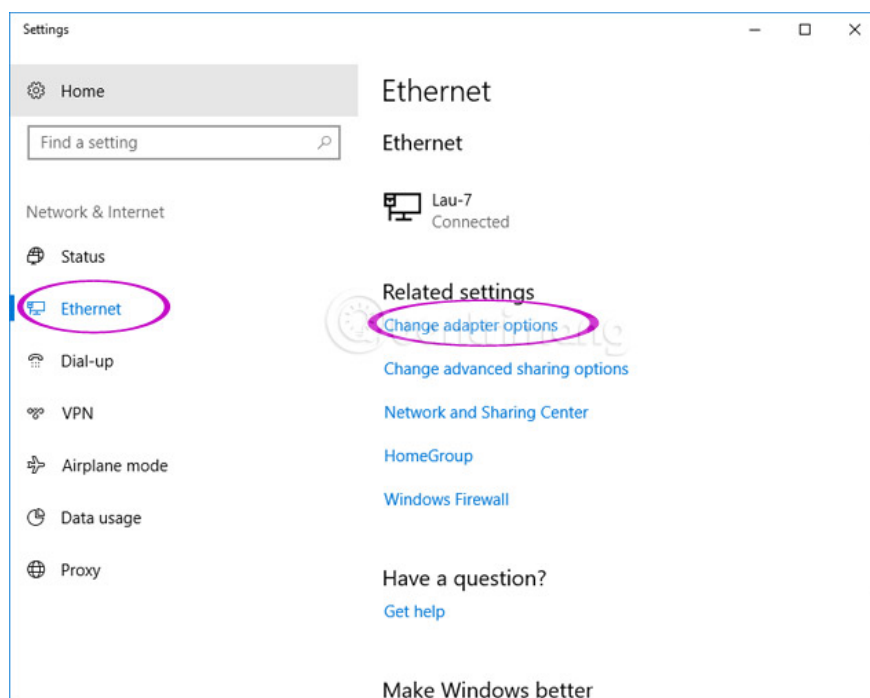
Select the WiFi card on the left side > switch from Off to On to turn on WiFi. In addition, it is possible to choose the time for the system to automatically turn on WiFi after turning off with options of 1 hour, 4 hours or 1 day in Turn Wi-Fi back on.



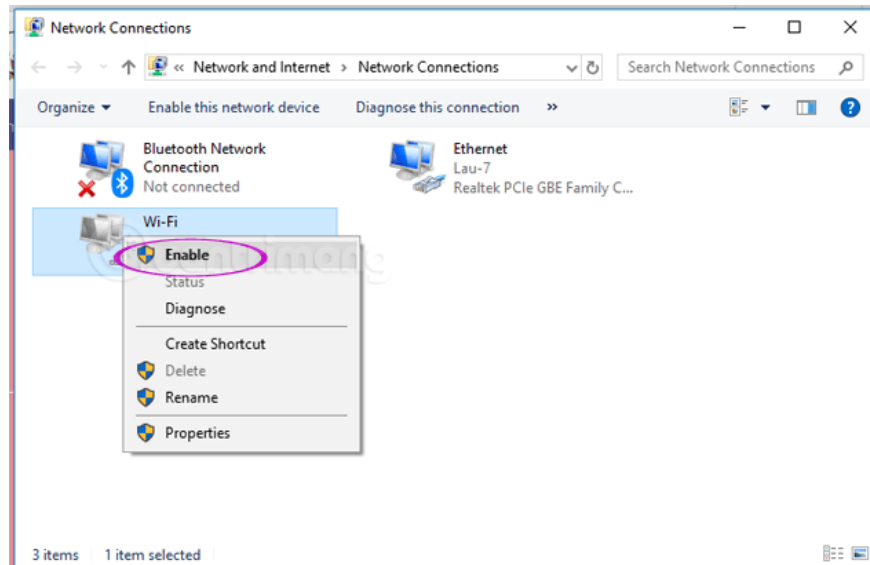
Method 4: Turn on WiFi when you don't see WiFi icon

If you don't see the WiFi icon in the second way or the WiFi tab in the third way, it may be because the WiFi network is turned off in the settings, you do the following to re-open WiFi:

Right-click the network icon > **Open network & Internet Settings** > select **Ethernet** on the left hand side > scroll down under **Change adapter options** .



Here, right-click on Wi-Fi > Enable, then redo 1 of the 3 steps above.



Note: A tutorial article on Windows 10 Fall Creators Update .

Here are a few ways to turn on WiFi on Windows 10, hopefully the article can help you. Good luck!

See also: Instructions for fixing yellow exclamation computer networks with only 3 steps

You finished reading the article "**How to turn on WiFi on Windows 10**" edited by the [TipsMake](#) team. We hope this article has provided you with many useful tech tips and tricks. You can search for similar articles on tips and guides. Thank you for reading and for following us regularly.