

How to turn on tilt mode in Rules of Survival

The tilt feature has been added to the new Rules of Survival, increasing the player's flexibility while shooting.

The updated version of Rules of Survival on January 17 has added the ability to tilt people, the feature is extremely familiar to loyal fans of the shooting game, including the super game PlayerUnknown's Battlegrounds.

This tilt feature will help players operate more flexibly, especially in stealth attacks and enemy attacks. You can observe more widely where the enemy is, which makes it easier to aim at the enemy. Join the Network Administrator to learn the advantages of using the tilting position in Rules of Survival.

1. How to install the Rules Of Survival game on PC
2. How to fix errors hanging game Rules of Survival
3. How to play the Rules Of Survival game on the computer
4. How to reduce lag when playing Rules of Survival on a weak configuration machine

1. The advantage when using the leaning position

1. Download the Rules of Survival PC game
2. Download the game Rules of Survival Android
3. Download Rules of Survival iOS

Better hiding

Compared to the previous way to avoid the enemy, you can hardly use the terrain to support yourself. For example, when standing behind a wall, tree stumps, the risk of being exposed will still be very high. But when the tilt feature is provided, you can tilt and only reveal 30%. So can protect yourself but have the opportunity to destroy the enemy with more accurate shots.



The viewing angle is wider

The third-angle shot mode and the surrounding view were provided at the beginning of the game. And if you combine with leaning, you will be able to increase your observation much more. With small and narrow shooting angles, gamers can completely tilt their bodies to judge where the enemy is, when the third view or the surrounding observation mode is quite limited.

Thus, users can still observe the enemy, but still successfully hide. In addition, when tilting, we can also apply to the encircled situation, check to see where the enemy will appear to attack you. Or when reaching the last round, users can hide to see where the enemy is to handle the situation more effectively.



Attack the enemy more effectively

As mentioned above, leaning over will help players protect themselves more and only reveal about 30% of the body. Thus, the attack on the enemy also becomes more convenient. You can easily send a shot to shoot the enemy more accurately, choose the angle of shot, the left or right shot so as to be effective when destroying the enemy.

However, one point that you need to keep in mind about this tilting mode sometimes also offers a disadvantage that is easily destroyed by Headshot. When the person is inclined to find the enemy's attack angle, you will reveal the first part and when approaching the enemy to get a better shot, Headshot is very easy. If you use a level 1 or 2 helmet, the chance of being hit is even higher.



2. How to turn on tilt mode in Rules of Survival

Currently, users can switch back and forth using the tilt mode.

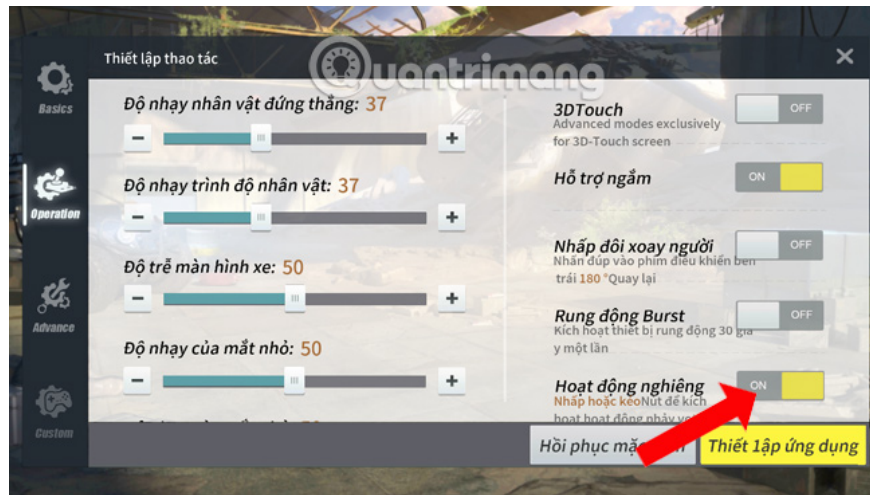
Step 1:

At the interface of the game users access **the cog icon** at the top left corner.



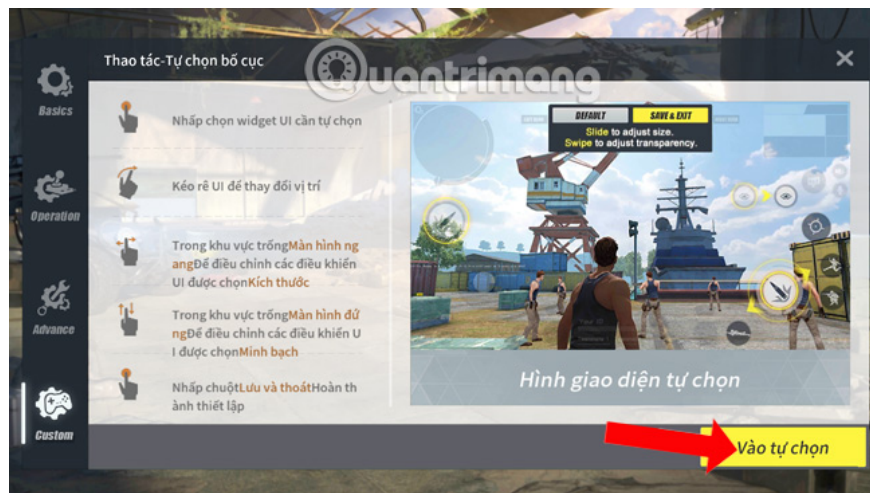
Step 2:

Switch to the setting interface, click **the Operation tab** . Then look at the **Active tilt** to **On** item to activate this feature.



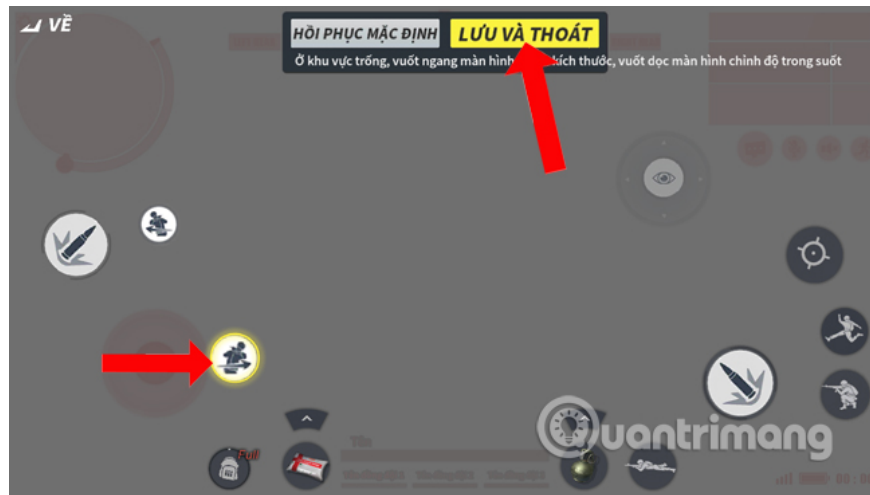
Step 3:

Next, if the user wants to change the position for the post navigation button on the screen, it can be changed. Click on the **Custom** item on the left and then look to the right, click on **Enter** to select .



Step 4:

You then move the tilt button to the left or right to any position on the screen that you feel is easiest to use. Finally click the **Save and exit** button to save this new incline placement.



If you don't like to use the tilting position, you just need to switch back to Off mode. In general, all features cannot be 100% perfect, nor is this recumbent posture. It is important that you know how to take advantage of it to create an advantage for yourself.

See more:

1. Shortcuts control the Rules of Survival game
2. Jumpy tips in Rules of Survival game
3. What's special about Cano in the Rules of Survival version?
4. How to connect to Rules of Survival account with Facebook

You finished reading the article "**How to turn on tilt mode in Rules of Survival**" edited by the [TipsMake](#) team. We hope this article has provided you with many useful tech tips and tricks. You can search for similar articles on tips and guides. Thank you for reading and for following us regularly.