

How to turn on / off Windows Sandbox on Windows 10

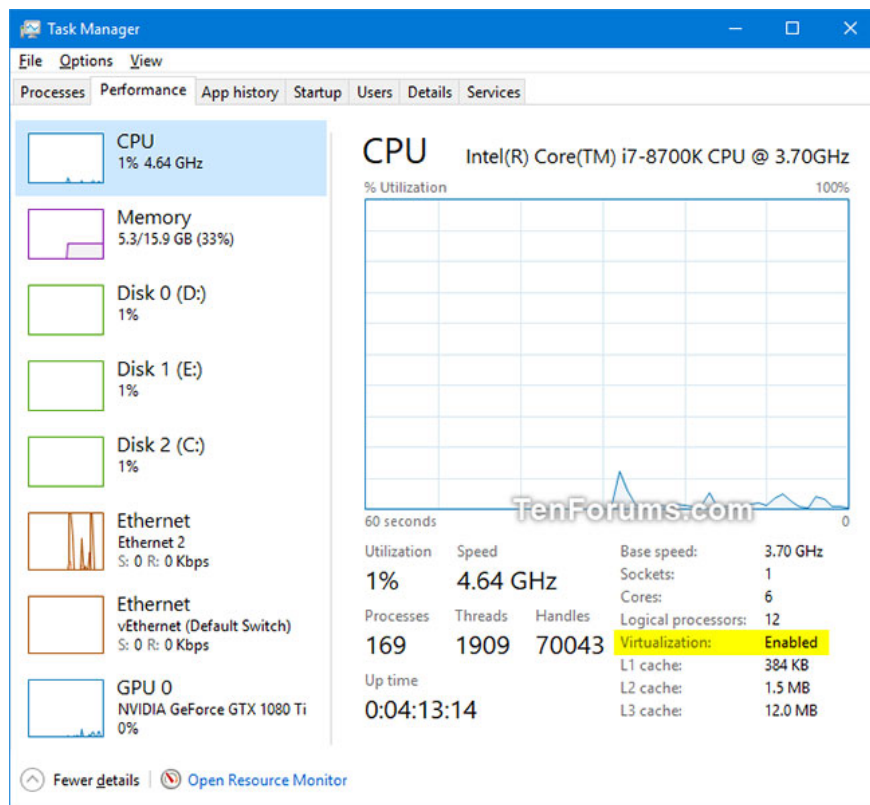
Starting with Windows 10 build 18305, Microsoft introduced Windows Sandbox. Windows Sandbox is a new lightweight desktop environment, designed for applications to run separately and safely.

Starting with Windows 10 build 18305, Microsoft introduced Windows Sandbox. Windows Sandbox is a new lightweight desktop environment, designed for applications to run separately and safely. Starting with Windows 10 build 18936, running Windows Sandbox no longer requires admin rights.

This tutorial will show you how to enable or disable the Windows Sandbox feature on Windows 10 Pro or Enterprise.

Turn on or off Windows Sandbox in Windows Features

1. If you are planning to turn on Windows Sandbox, you first need to make sure **Virtualization** is enabled in **UEFI / BIOS settings**. You can confirm whether **Virtualization** is enabled in **Task Manager**.



You can confirm whether Virtualization is enabled in Task Manager

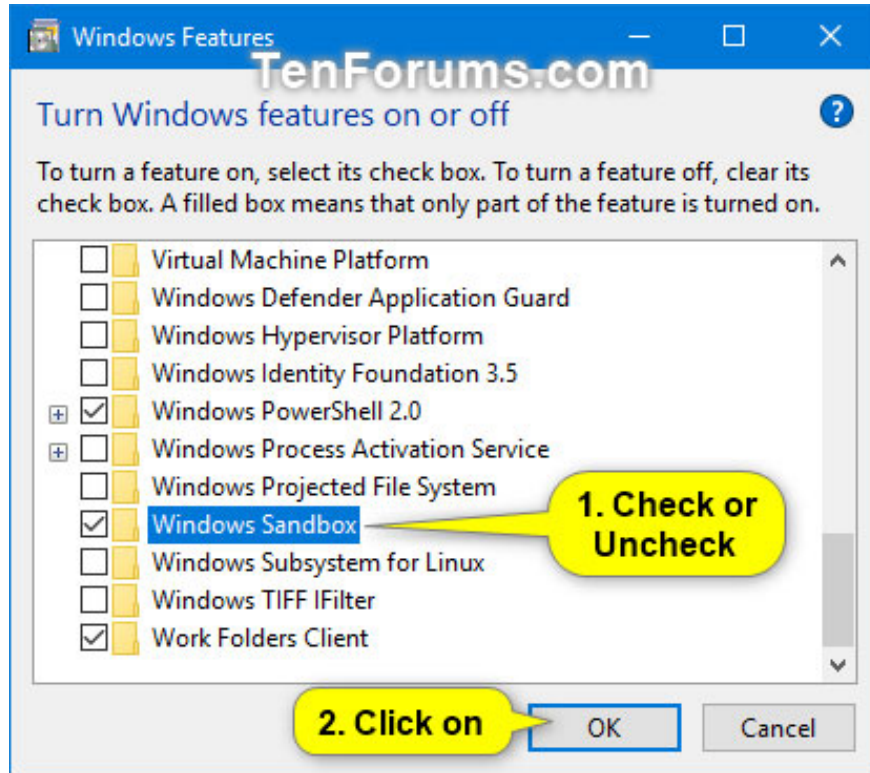
You may need to refer to your motherboard or PC manual to know exactly how to turn on the Virtualization UEFI / BIOS setting.

2. Open Control Panel (icon view) and click the **Programs and Features** icon .

3. Click the **Turn Windows features on or off** link on the left.

This will open the **C: WindowsSystem32OptionalFeatures.exe** file .

4. Select (enable) or deselect (disable - default) Windows Sandbox and click **OK** when done.



Select (enable) or deselect (disable - default) Windows Sandbox

5. When ready, click **Restart** to restart the computer and apply changes.

Turn on or off Windows Sandbox in PowerShell

1. If you are planning to turn on Windows Sandbox, you first need to make sure **Virtualization** is enabled in UEFI / BIOS settings (as above).

2. Open PowerShell as admin.

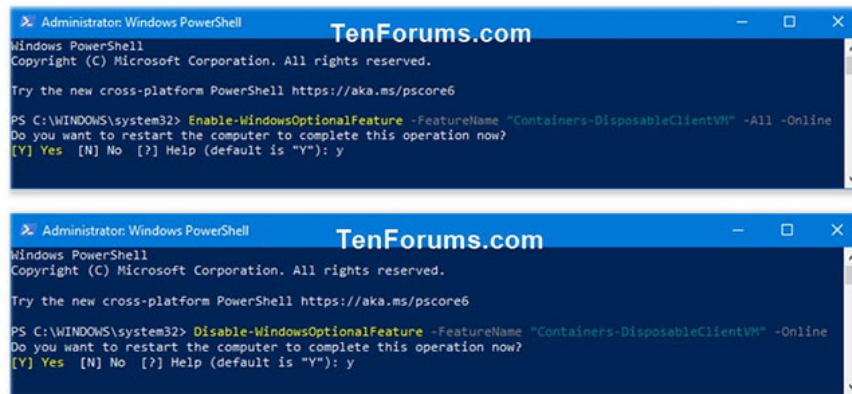
3. Copy and paste the command below you want to use into PowerShell and press Enter.

1. Turn on Windows Sandbox

```
Enable-WindowsOptionalFeature -FeatureName "Containers-DisposableClientVM" -All
```

1. Turn off Windows Sandbox - default

```
Disable-WindowsOptionalFeature -FeatureName "Containers-DisposableClientVM" -Online
```



Turn on or off Windows Sandbox in PowerShell

4. When prompted to restart the computer, type Y and press Enter.

Turn on or off Windows Sandbox in the Command Prompt

Note : Enable **Virtualization** in UEFI / BIOS settings.

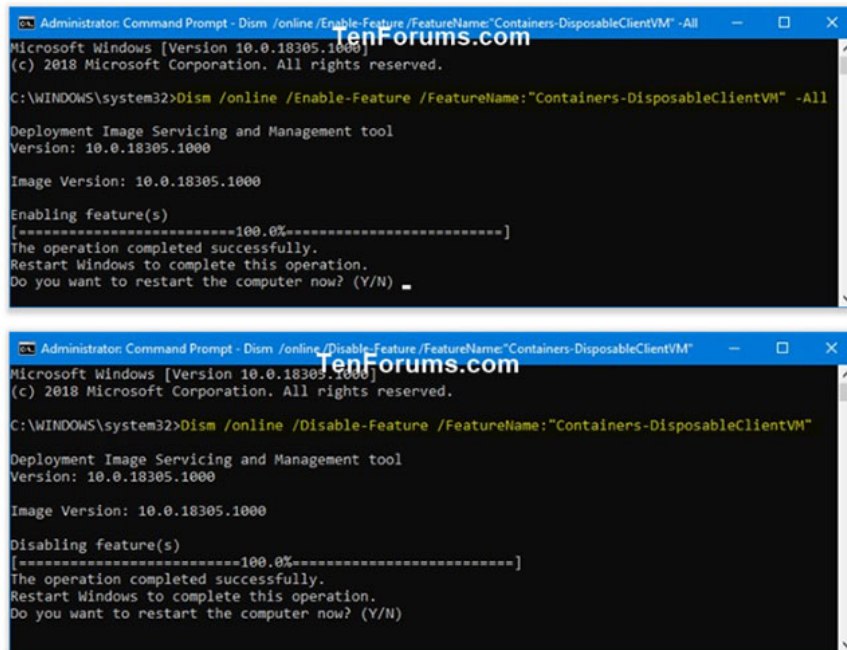
1. Open Command Prompt with admin rights.
2. Copy and paste the command you want to use into the Command Prompt and press Enter.

1. Turn on Windows Sandbox

```
Dism /online /Enable-Feature /FeatureName:"Containers-DisposableClientVM" -All
```

1. Turn off Windows Sandbox - default

```
Dism /online /Disable-Feature /FeatureName:"Containers-DisposableClientVM"
```



```
Administrator: Command Prompt - Dism /online/Enable-Feature /FeatureName:"Containers-DisposableClientVM" -All
Microsoft Windows [Version 10.0.18305.1000]
(c) 2018 Microsoft Corporation. All rights reserved.

C:\WINDOWS\system32>Dism /online /Enable-Feature /FeatureName:"Containers-DisposableClientVM" -All

Deployment Image Servicing and Management tool
Version: 10.0.18305.1000

Image Version: 10.0.18305.1000

Enabling feature(s)
[=====100.0%=====]
The operation completed successfully.
Restart Windows to complete this operation.
Do you want to restart the computer now? (Y/N) _

Administrator: Command Prompt - Dism /online/Disable-Feature /FeatureName:"Containers-DisposableClientVM"
Microsoft Windows [Version 10.0.18305.1000]
(c) 2018 Microsoft Corporation. All rights reserved.

C:\WINDOWS\system32>Dism /online /Disable-Feature /FeatureName:"Containers-DisposableClientVM"

Deployment Image Servicing and Management tool
Version: 10.0.18305.1000

Image Version: 10.0.18305.1000

Disabling feature(s)
[=====100.0%=====]
The operation completed successfully.
Restart Windows to complete this operation.
Do you want to restart the computer now? (Y/N)
```

Turn on or off Windows Sandbox in the Command Prompt
3. When prompted to restart the computer, enter Y to do so.

You finished reading the article "**How to turn on / off Windows Sandbox on Windows 10**" edited by the [TipsMake](#) team. We hope this article has provided you with many useful tech tips and tricks. You can search for similar articles on tips and guides. Thank you for reading and for following us regularly.