

How to turn on Clean Master's one-touch acceleration on Android phones, Samsung, OPPO, HTC...

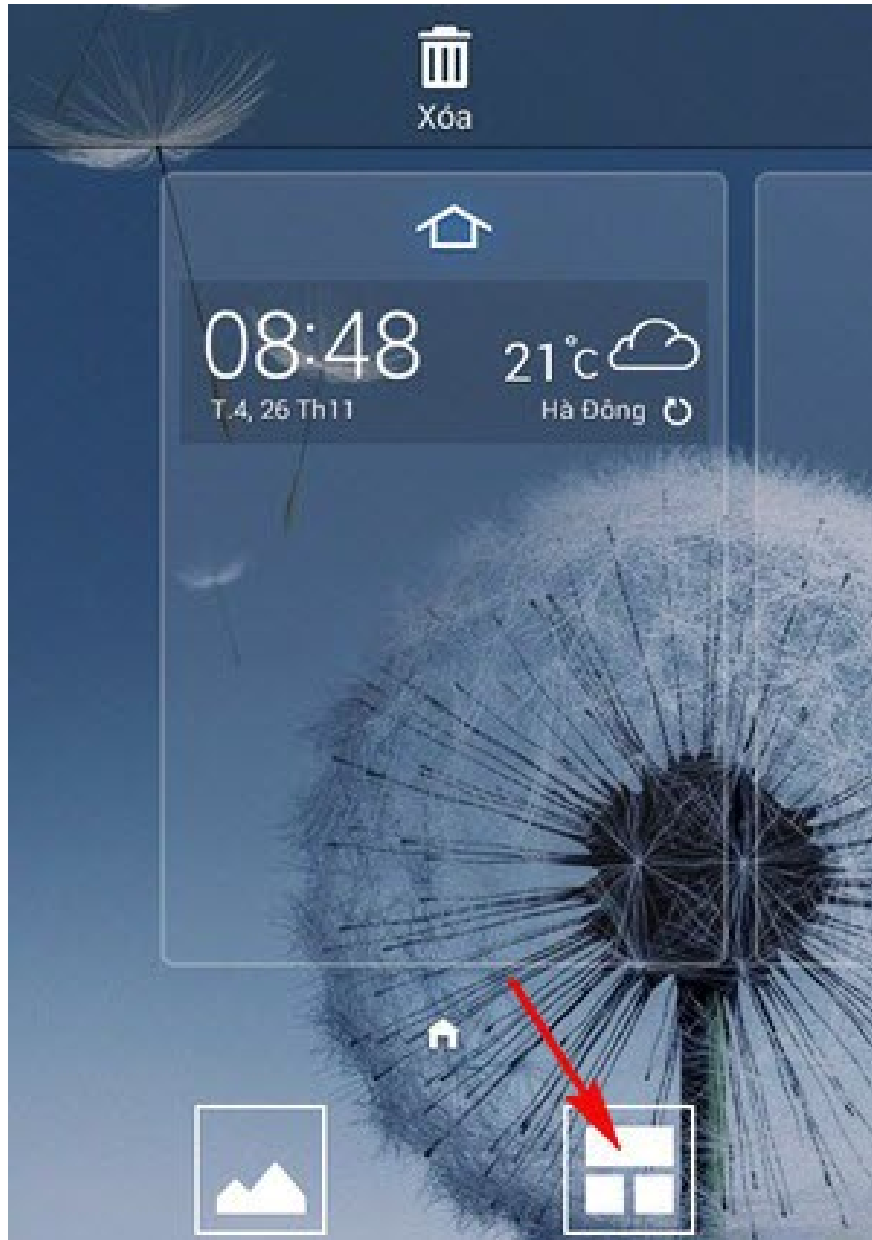
Turn on the one-touch acceleration feature of the Clean Master application on Android phones such as Samsung Galaxy, OPPO, HTC, Zenfone... to help you save time instead of having to open the application. After the one-touch acceleration feature is set up, you just need to lightly touch the icon for the application to automatically scan, clean, and optimize your phone.

Clean Master is one of the most popular and downloaded applications on Android. It helps you optimize speed and improve performance during use. Accordingly, Clean Master has a great feature that every user likes: one-touch acceleration, helping you free up RAM and CPU in just a few short seconds.

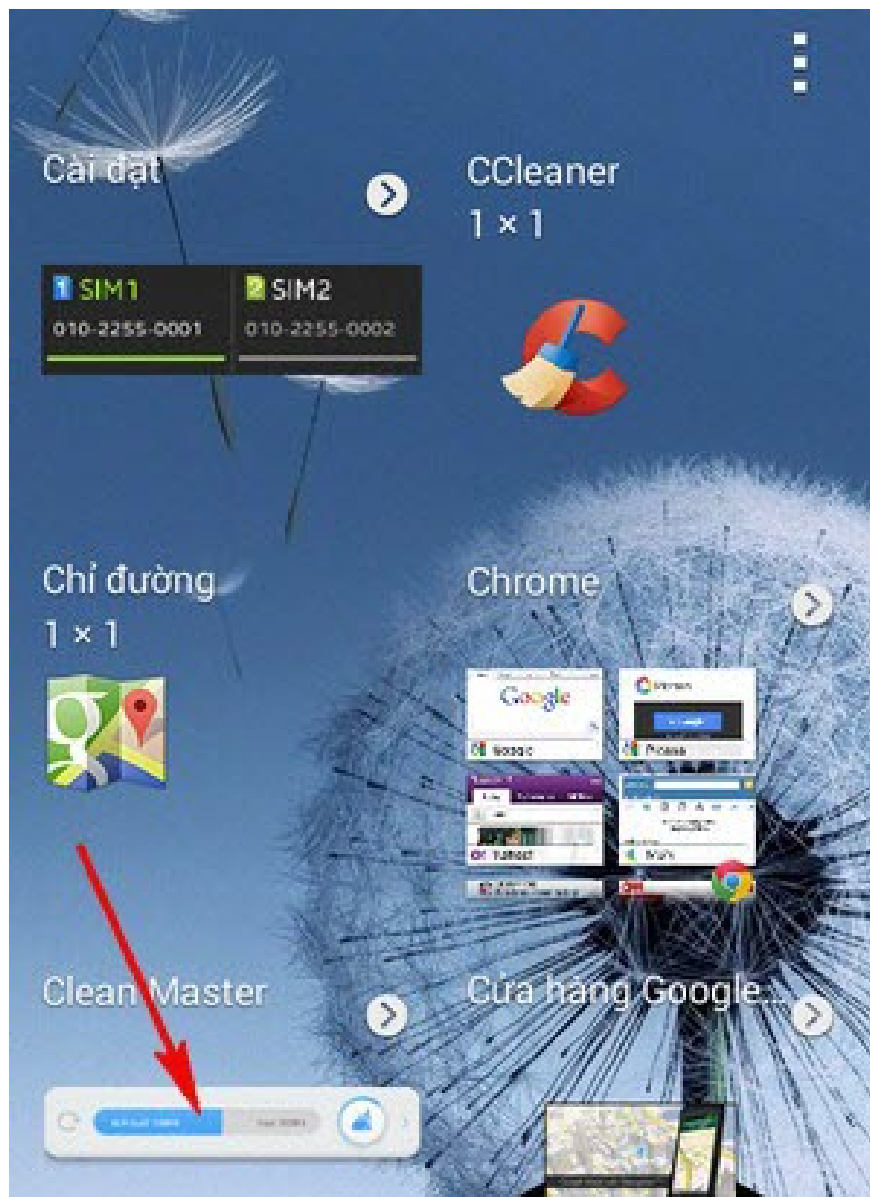
How to speed up Clean Master one touch on Android

***Download the Clean Master** application (Remember to choose the version for Android devices)

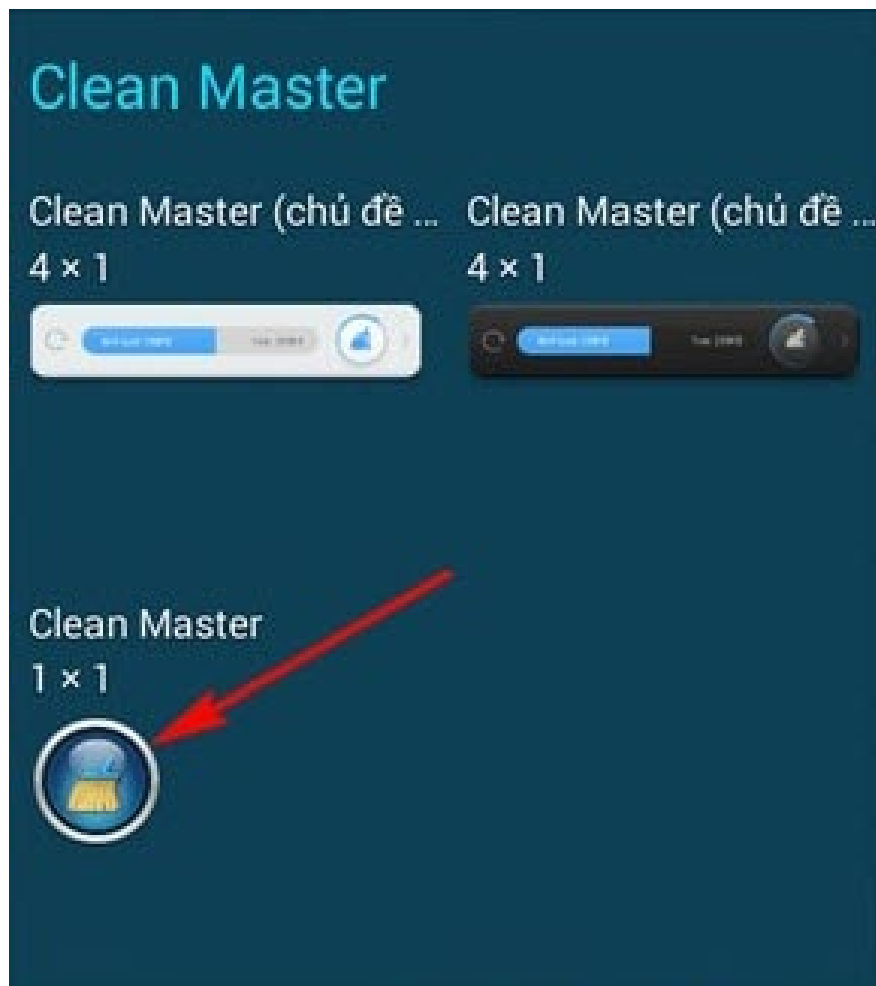
Step 1: First, press and hold the Android home screen, then select Widget to add a new widget.



Step 2: Now find the Clean Master widget and select it.



Step 3: Clean Master has many Widget options. To select the one-touch acceleration function, select as shown.



Step 4: Finally, you can optimize your Android phone with the one-touch acceleration feature.



So we have introduced to you Clean Master's one-touch acceleration feature on Android. This is an extremely useful feature in case you want to quickly free up RAM and CPU capacity on your device.

You finished reading the article "**How to turn on Clean Master's one-touch acceleration on Android phones, Samsung, OPPO, HTC...**" edited by the [TipsMake](#) team. We hope this article has provided you with many useful tech tips and tricks. You can search for similar articles on tips and guides. Thank you for reading and for following us regularly.