

How to turn off WiFi calling on Android

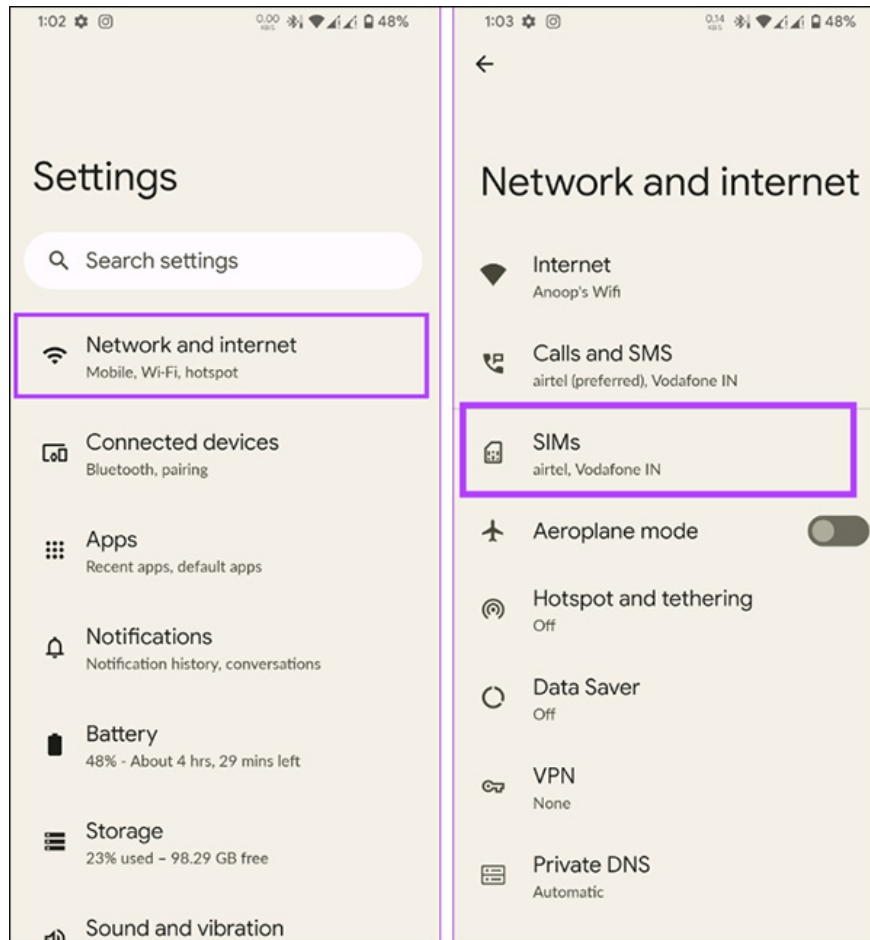
WiFi calling is a feature that allows you to make calls and send messages via WiFi network completely free of charge on Android phones. The following article will guide you how to turn off WiFi calling feature on Android.

WiFi calling is a feature that allows you to make calls and send messages via WiFi network completely free of charge on Android phones. This feature is added by network operators to the SIM of Android and iPhone users. However, when you connect to public WiFi to make calls, there are also dangers that affect the privacy and security of your phone. The following article will guide you how to turn off the WiFi calling feature on Android.

Instructions to turn off WiFi calling on Pixel and Motorola phones

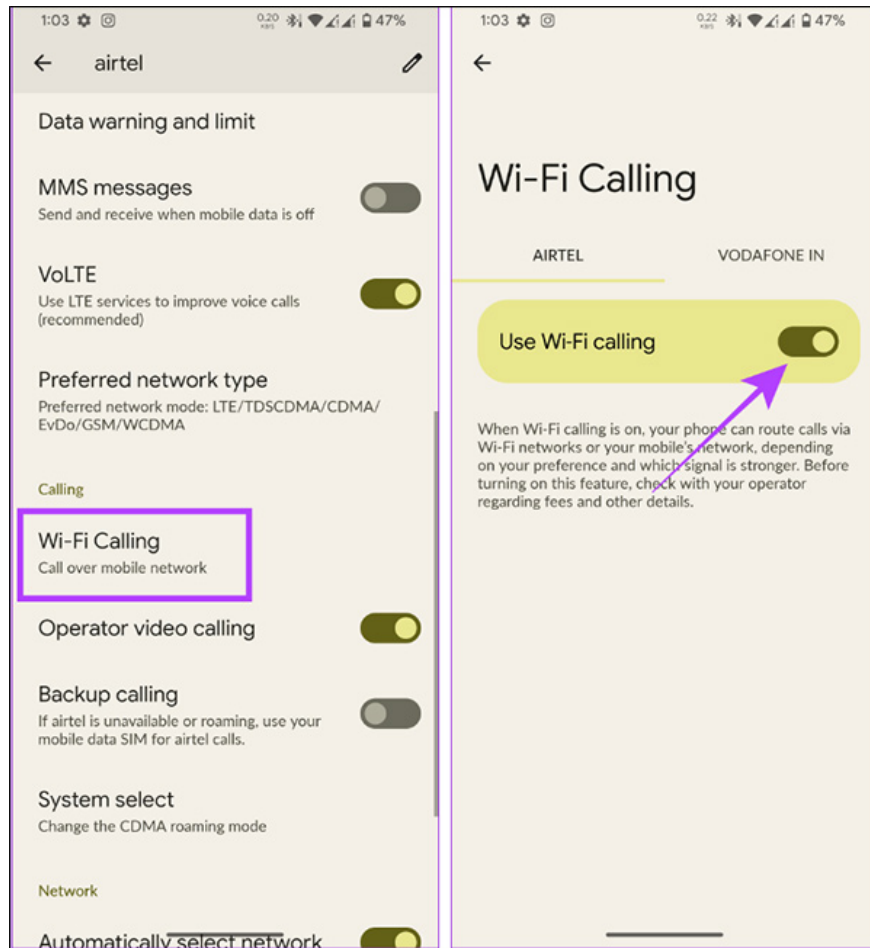
Step 1:

First, you access the settings on your phone, then **click on Network and internet** . Next, we click on **SIMs** and **select the SIM for which you want to turn off WiFi calling** .



Step 2:

Switch to the new interface, **click on Wi-Fi Calling and turn off Use Wi-Fi calling mode .**



How to turn off WiFi calling on Samsung phones

First, we open the calling interface on Samsung, then click on the 3 dots icon, select Settings. Next, in the customization interface, you just need to turn off Wi-Fi Calling mode.

14:42

90%

< Call settings

Block numbers

Caller ID and spam protection



Bixby text call

Record calls

Call background

Call alerts and ringtone

Answering and ending calls

Quick decline messages

Call display while using apps

Small pop-up

Wi-Fi Calling



Voicemail

How to turn off WiFi calling on Oppo, Realme, OnePlus phones

Step 1:

On the phone interface, click on settings and then click on **Mobile network** . Then you also **click on the SIM you want to turn off WiFi calling mode** .

18:39

9:12 100%

Settings



One-handed mode

All-new One-handed mode



Login with OnePlus account

Welcome to join Red Cable Club!



Wi-Fi

Anoop's Wifi >



Mobile network >



Bluetooth

Not connected >



Connection & sharing >



Wallpapers & style >



Home screen & Lock screen >



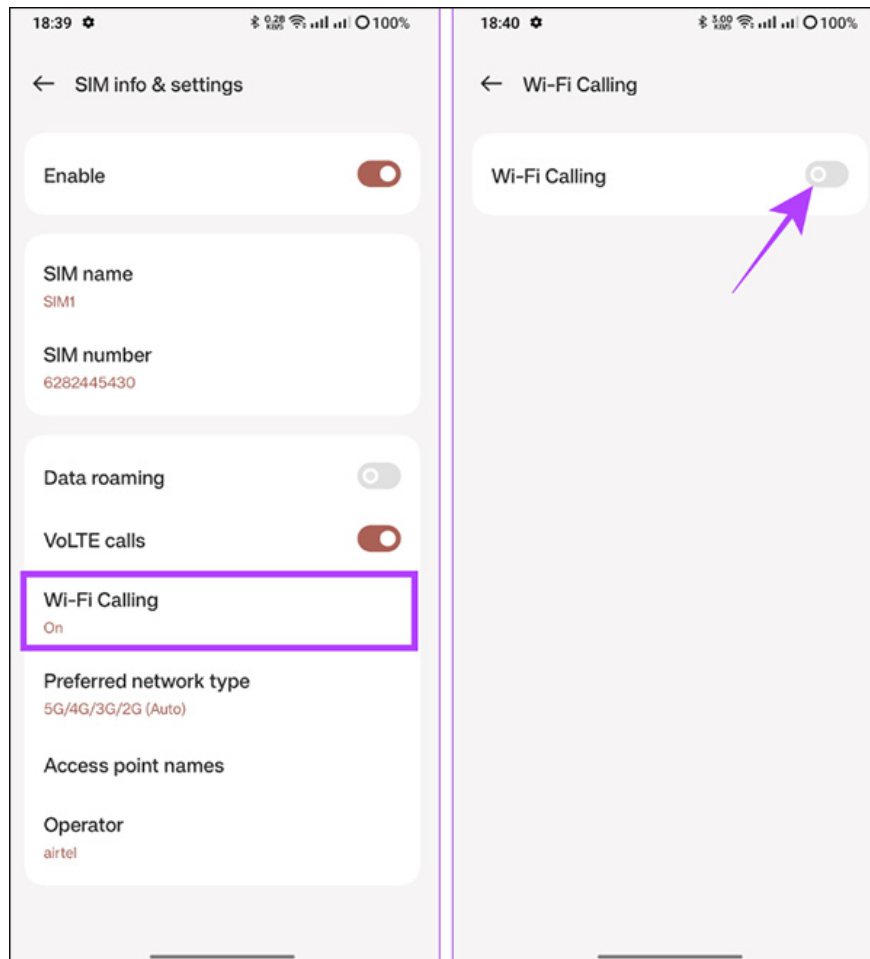
Display & brightness >



Sound & vibration >

Step 2:

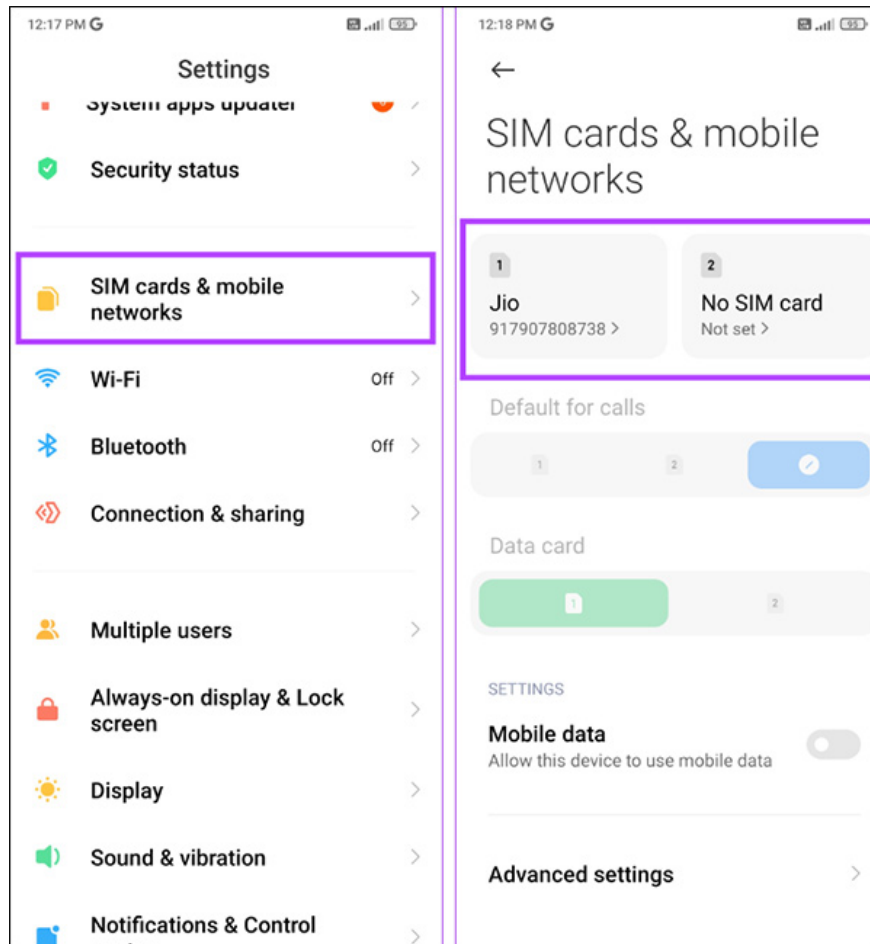
Next, click on Wi-Fi Calling and **turn off Wi-Fi Calling mode** .



Instructions to turn off WiFi calling on Xiaomi phones

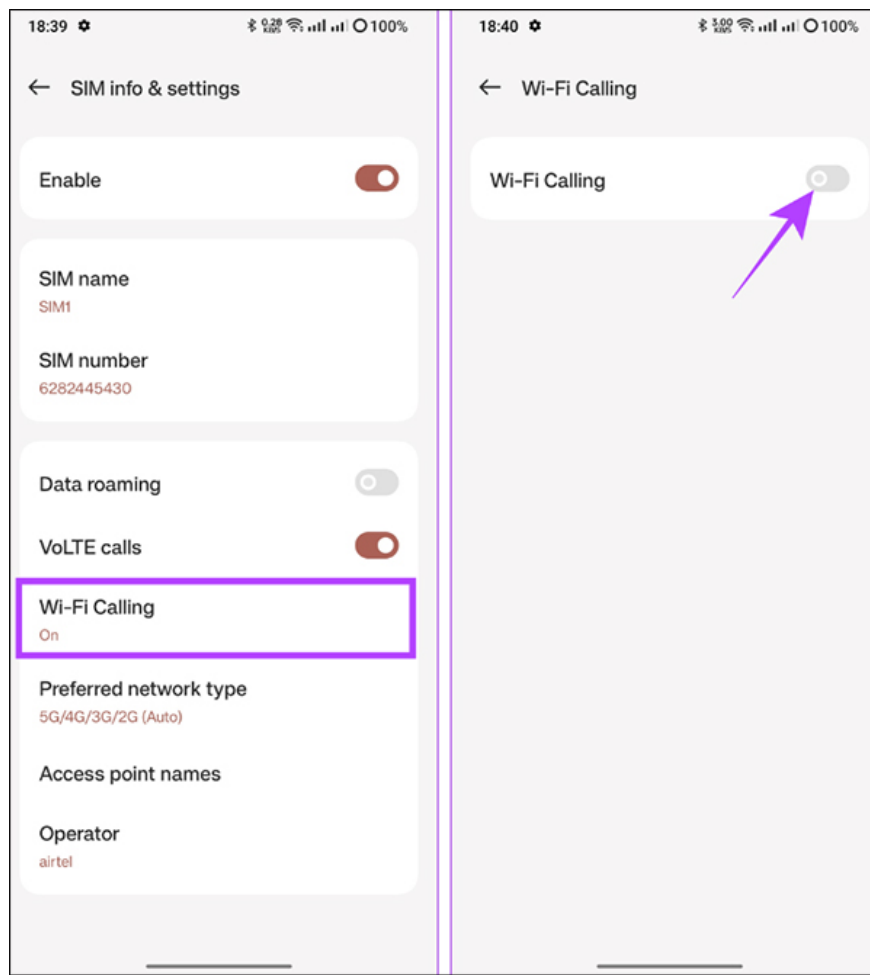
Step 1:

First, users also access the settings on the phone, then **click on SIM cards & mobile networks** . Then **select the SIM you want to turn off WiFi calling mode** .



Step 2:

Then you just need to turn off the WiFi calling feature at Make calls using Wi-Fi.



You finished reading the article "**How to turn off WiFi calling on Android**" edited by the [TipsMake](#) team. We hope this article has provided you with many useful tech tips and tricks. You can search for similar articles on tips and guides. Thank you for reading and for following us regularly.