

# How to turn off video audio on Facebook News Feed

In the latest version of the Facebook application, the video automatically plays with audio on the News Feed. If you don't like the video playback feature with audio on Facebook News Feed, you can adjust the settings on the app.

In the latest version of Facebook and iOS apps, the video was automatically run on News Feed with video audio as soon as the user scrolled over the interface. However, sometimes this new feature causes users a little annoyance.

To be able to turn off the video audio automatically played on Facebook News Feed, you will often choose to click the video and turn off the sound. Or you can put the phone on silent mode or lower the device volume to the lowest level. But there is a way to turn off automatic video audio on Facebook a lot simpler, without you having to turn off the sound of each video on the News Feed. Users only need to adjust at installing the Facebook application on the device. In the article below, we will show you how to turn off video audio automatically played on Facebook News Feed.

## 1. Turn off video audio automatically playing Facebook iPhone:

1. Download the free Facebook iOS app

### Step 1:

You login to the Facebook application on the device. At the Facebook interface, click on **the 3 dashes icon** at the bottom of the screen. Next to the interface, you drag down and then select **Settings**, then Select **Account Settings** .



What's on your mind?

Live

Photo

Check In



### Cách nấu ăn ngon

Yesterday at 10:38 PM · 🌐

Đố mem món này món gì nào :)



170

51 Comments 3 Shares



No SIM



2:55 PM

82%



Messenger



Nearby Places



Nearby Friends

New



Find Wi-Fi

New



Sports



[See More...](#)

## SETTINGS



Settings



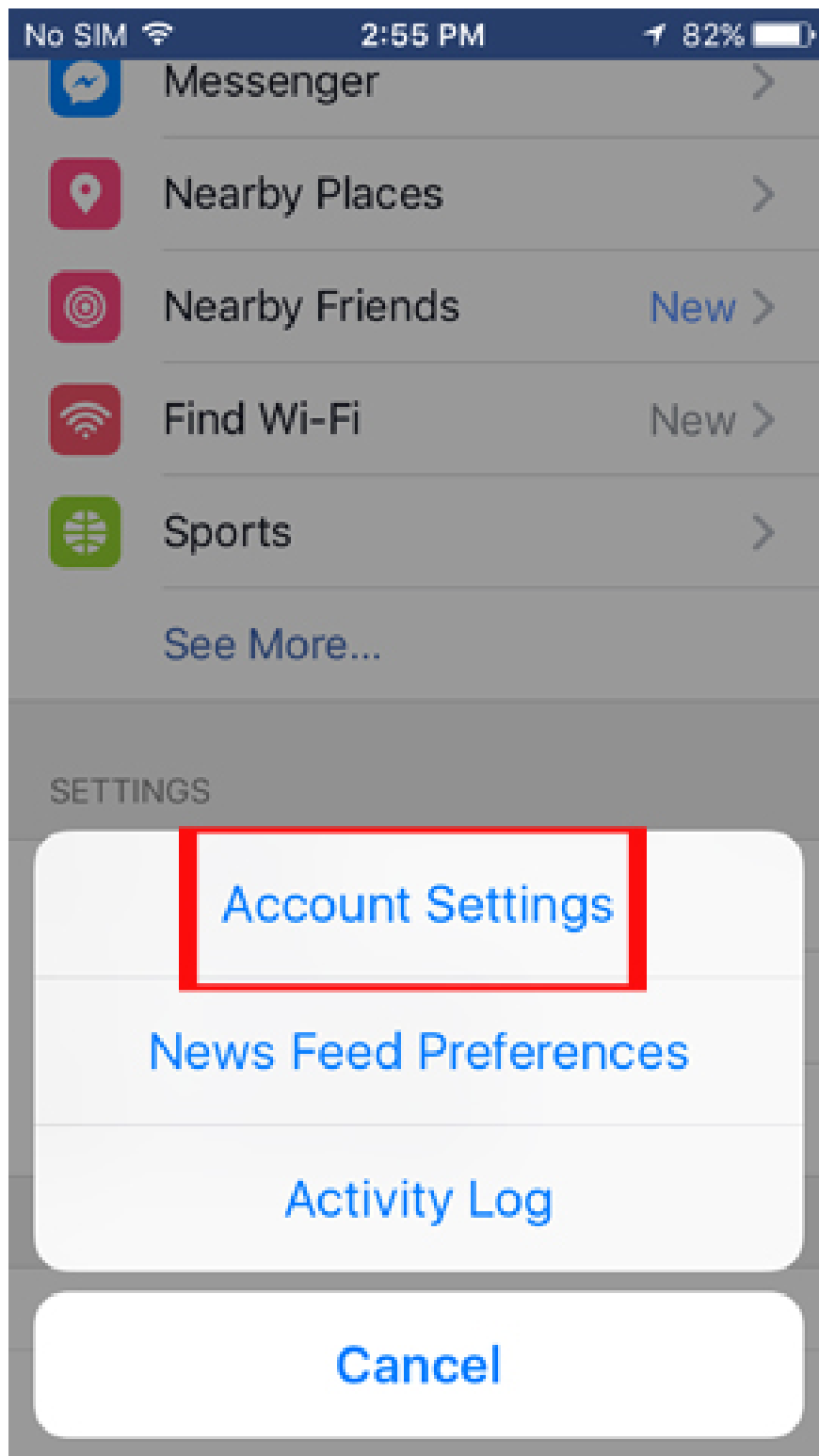
Privacy Shortcuts



Help and Support

[Log Out](#)





**Step 2:**

In the Settings interface, we go to **Videos and Photos section** . In the next interface, **Sound Settings** , we will **push the horizontal bar to the left in the Video in News Feed Start With Sound section** to turn off the video sound automatically played on the Facebook message board.



# Settings



General



Security



Privacy



Timeline and Tagging



Location



Videos and Photos



Sounds



Browser

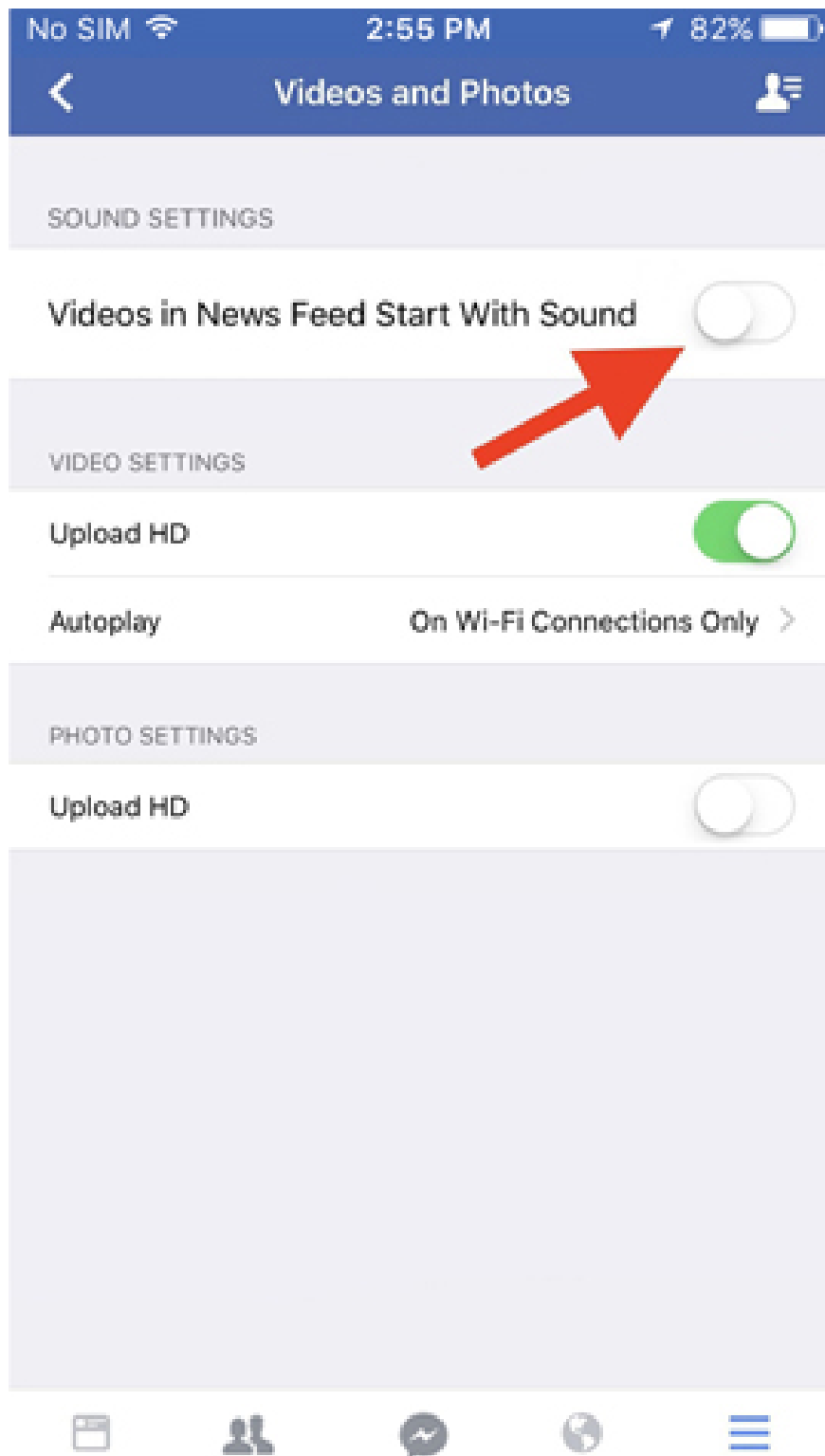


Blocking



Language



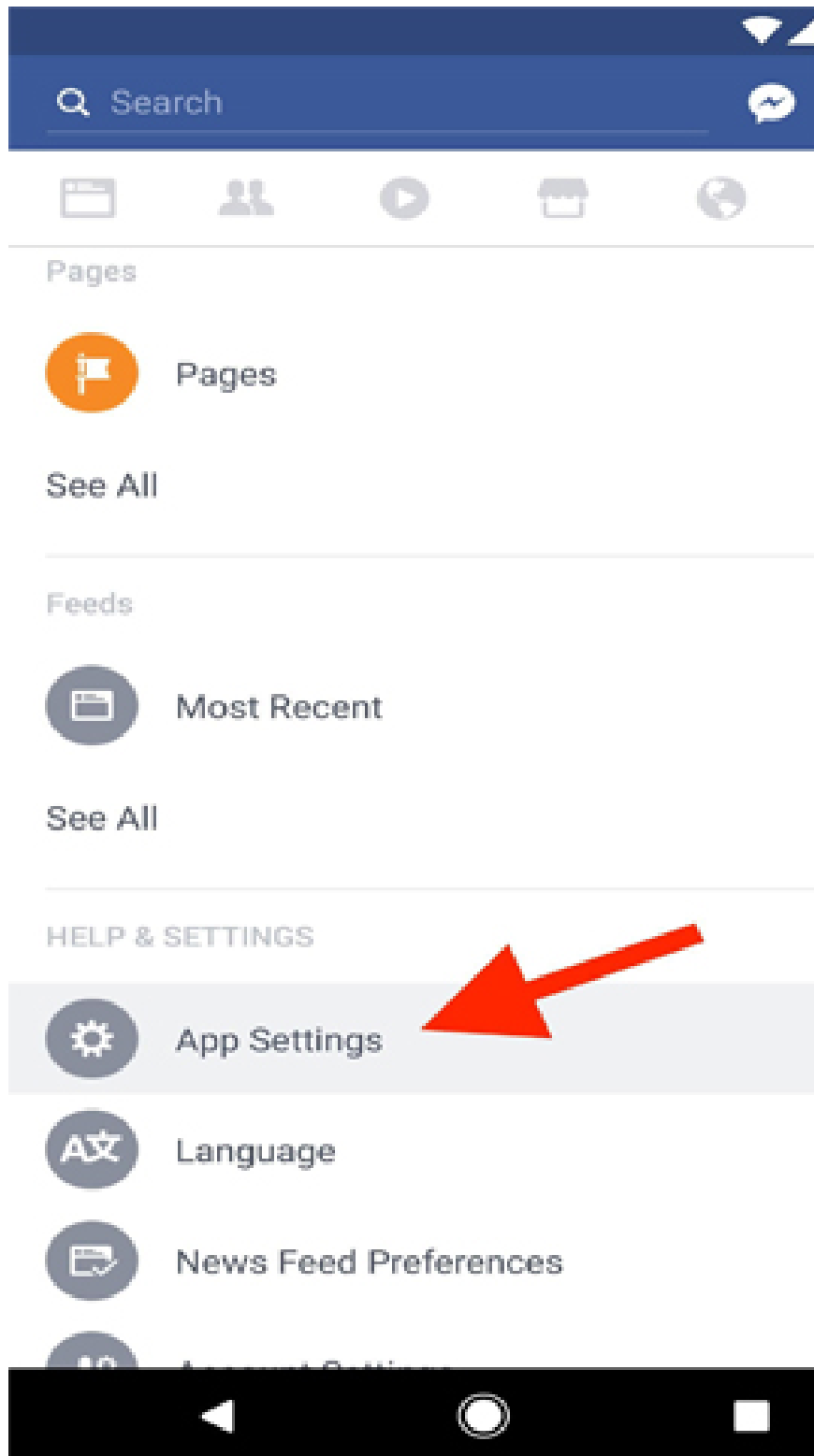


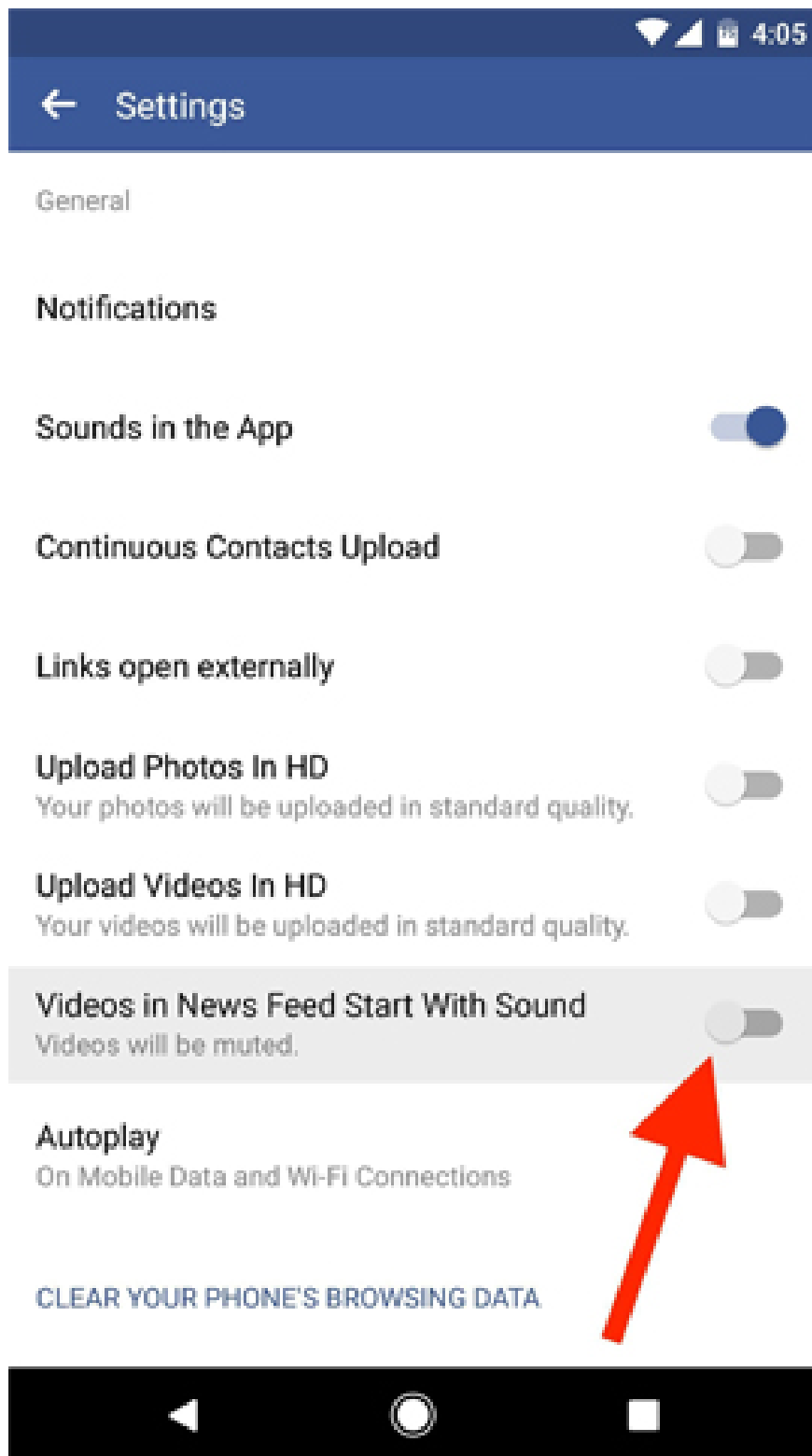
## 2. Disable audio video News Feed Facebook Android:

1. Download the Facebook app for Android

At the Facebook application interface, we click **the 3 dash icon** . Next, go to the **App Settings** section, then **Videos in News Feed Start With Sound** , also go **horizontal to the left** to turn off the video audio on the

Facebook News Feed.





So you can turn off the video sound automatically run on News Feed Facebook already. Only once installed on Facebook, we will not be bothered by the sound emitted by the video automatically. Note to users, the feature of playing video audio on News Feed will update all Facebook users in the future.

**Refer to the following articles:**

1. How to hide your friends list from everyone on Facebook
1. How to recover deleted messages on Facebook
1. How to disable the auto-run video feature on Facebook

**I wish you all success!**

You finished reading the article "**How to turn off video audio on Facebook News Feed**" edited by the [TipsMake](#) team. We hope this article has provided you with many useful tech tips and tricks. You can search for similar articles on tips and guides. Thank you for reading and for following us regularly.