

How to quickly turn off weather display on Windows 11/10

The weather display feature on the Windows taskbar can be useful, but if you don't need it, turn it off for smoother computer performance. Follow the step-by-step instructions in this article to disable the weather display on Windows, easily removing weather forecast information from the taskbar.

Although the News and Interests utility is extremely convenient for keeping you updated on the latest world news and today's weather, it takes up a significant amount of space on the Taskbar, making it inconvenient to use. If you don't want to use the weather notification on Windows, you can refer to how to remove the weather forecast tool on **Windows 10** and Windows 11 here.

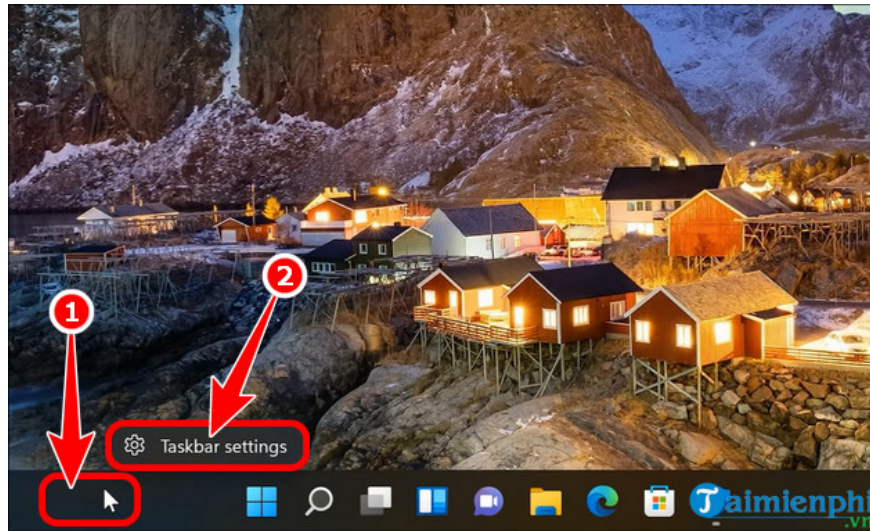


T

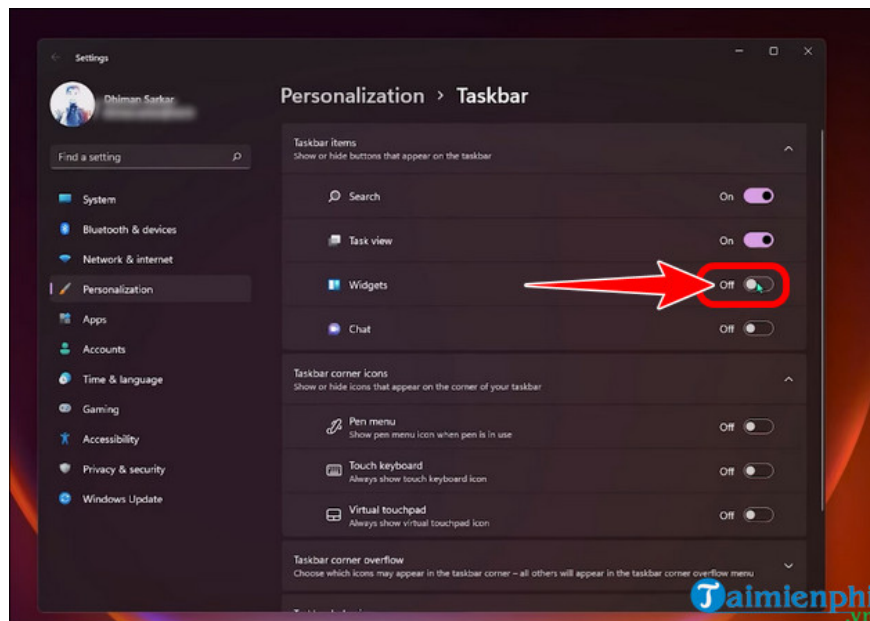
I. How to turn off weather display on Windows 11

1. Use the Taskbar to turn off the weather display in Windows 11.

Step 1: Right-click on **the Taskbar** => select **Taskbar settings** .



Step 2: Switch the **Widgets** toggle to **Off**.



Alternatively, you can also use the drag-and-drop method to add files to the Windows 11 Taskbar, making it easier to open applications on the home screen.

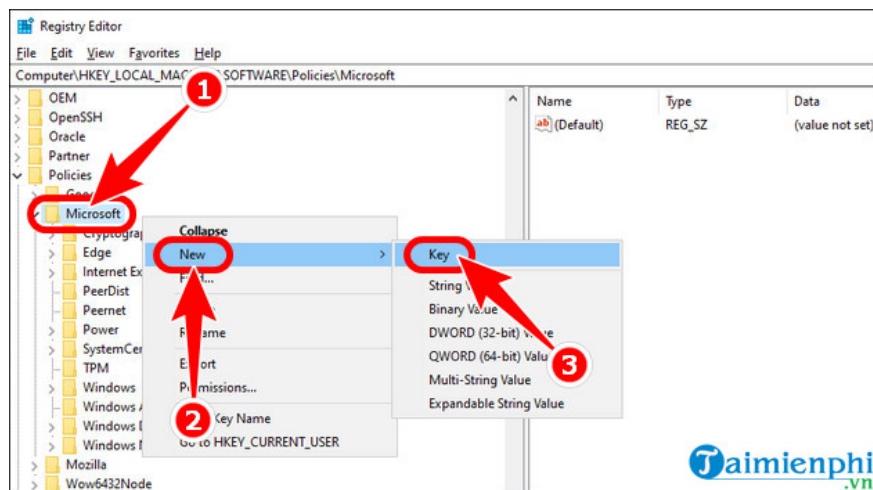
2. How to turn off weather display using Registry tools

Step 1: Press the **Windows + R** key combination to open the Run dialog box in Windows 11.

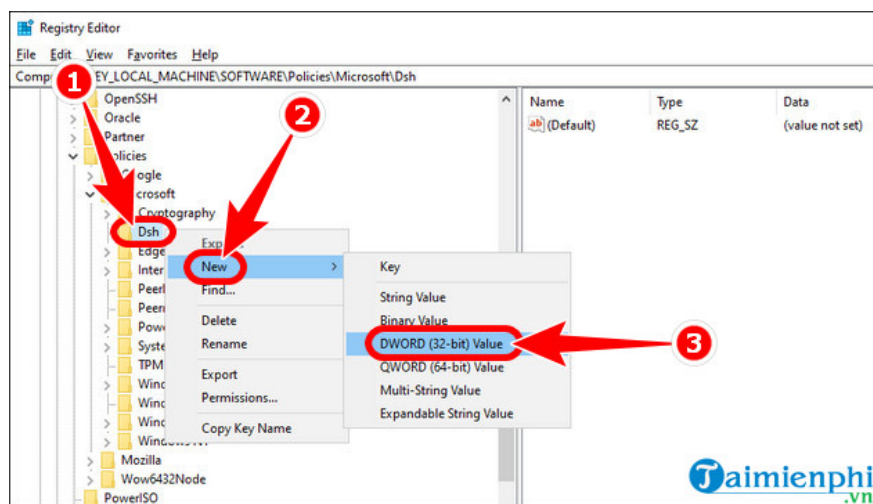
Type **regedit** in the Open field and press **Enter** on your keyboard.

Step 2: Access the path " **HKEY_LOCAL_MACHINE\SOFTWARE\Policies\Microsoft** ".

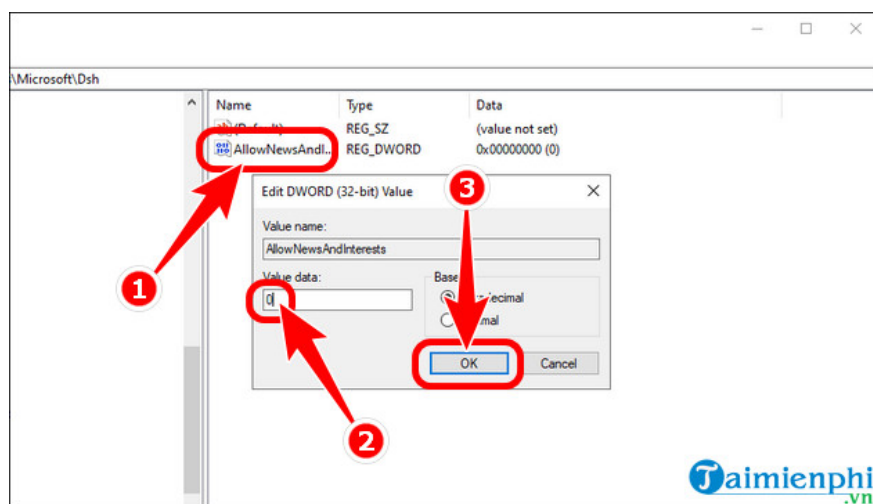
- Right-click on the **Microsoft** file => select **New** => **Key** and name the folder **Dsh**.



Step 3: Right-click on the newly created **Dsh** folder => click **New** => **DWORD (32-bit) Value** , and rename the new value to **AllowNewsAndInterests** .



- Press **AllowNewsAndInterests** => enter **0** in **Value data** => **OK** .



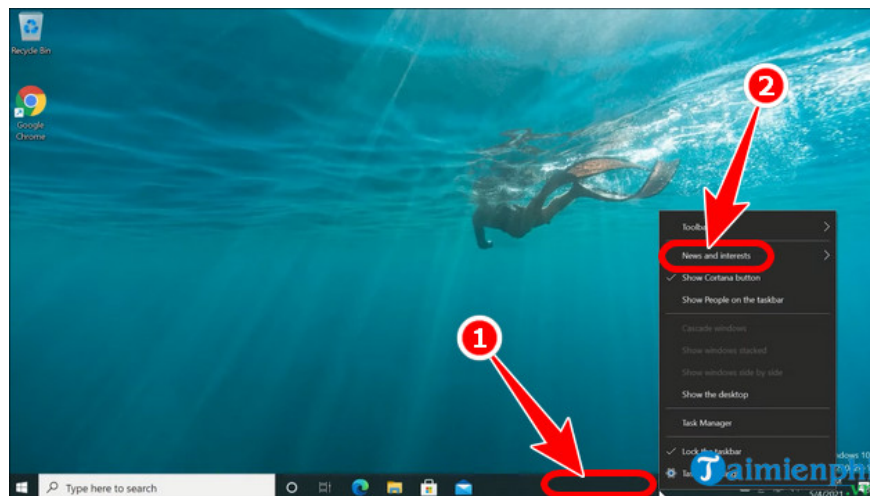
Typically, users don't have the habit of checking weather forecasts on their computers; instead, they download apps like Windy, HSDC Maps, or iHanoi (for those living in Hanoi). These apps not only forecast the weather but also warn users about current road conditions, flooding, traffic jams, or thunderstorms. You can download them from the links below if needed:

- **Download Windy** [here](#)
- **Download HSDC Maps** [here](#)
- **Download iHanoi** [here](#)

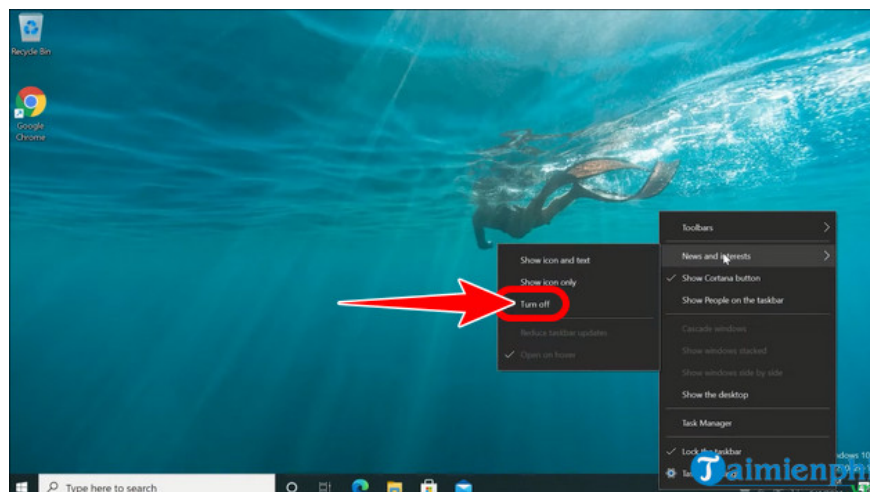
II. How to turn off weather display on Windows 10

1. Turn off weather display using the Taskbar.

Step 1: Right-click on the **Taskbar** => select **News and interests** .

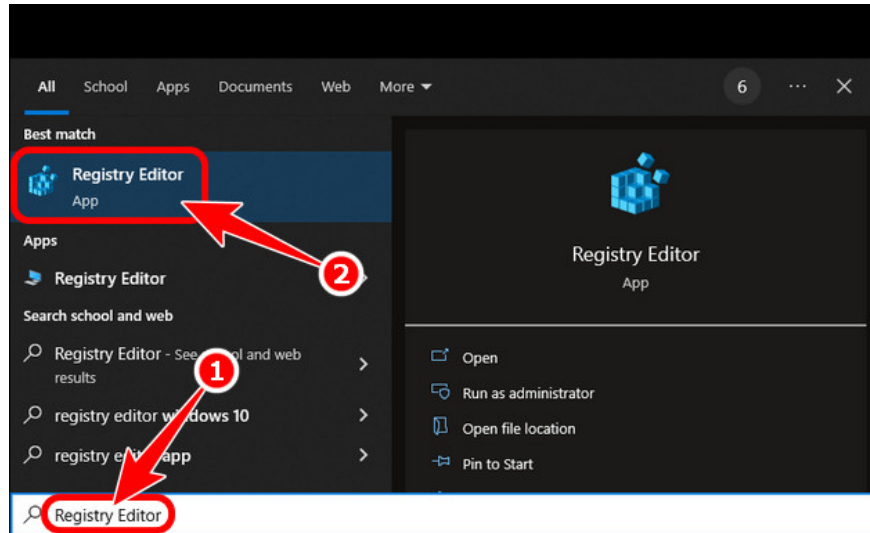


Step 2: Press **Turn off** .



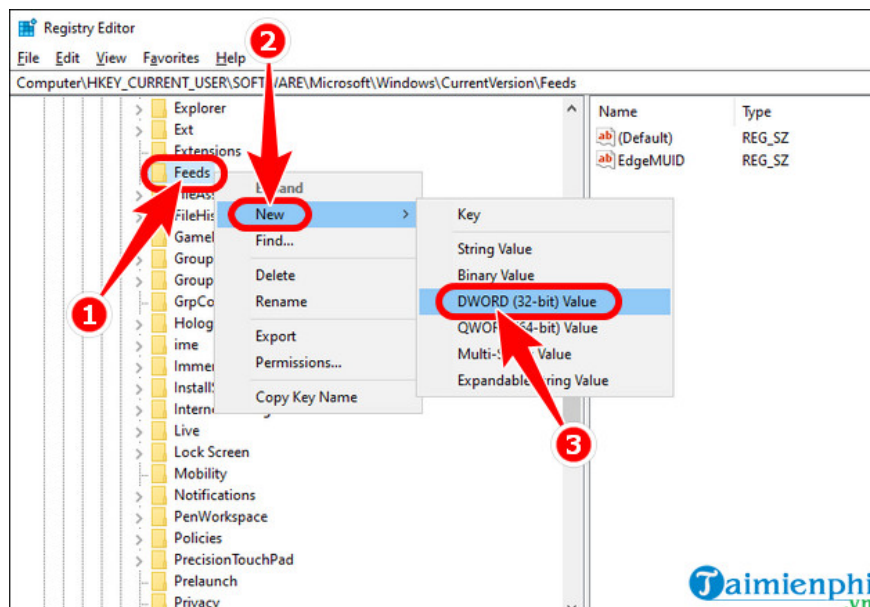
2. Turn off weather display using Registry tools.

Step 1: Press the **Windows + S** key combination => type **Registry Editor** in the search box => open **Registry Editor** .

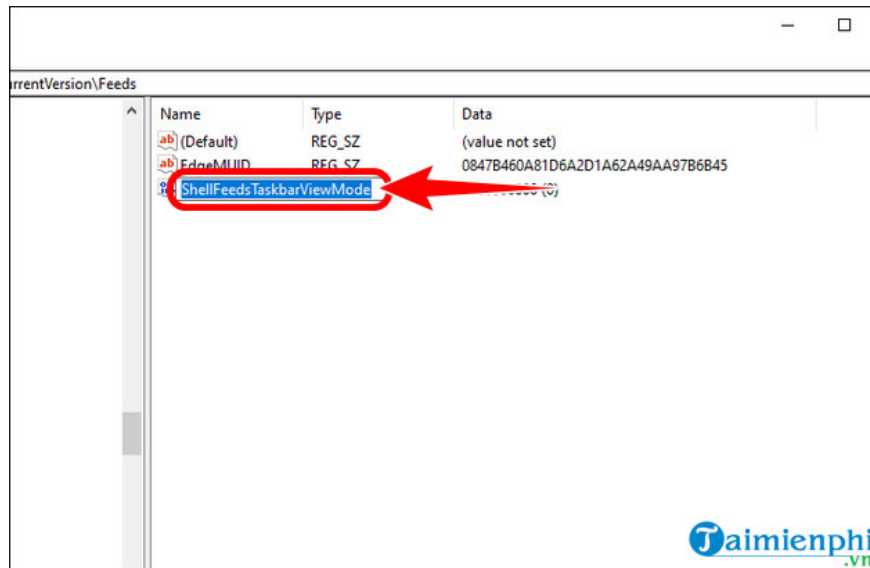


Step 2: Follow the path " **HKEY_CURRENT_USERSoftwareMicrosoftWindowsCurrentVersionFeeds** " .

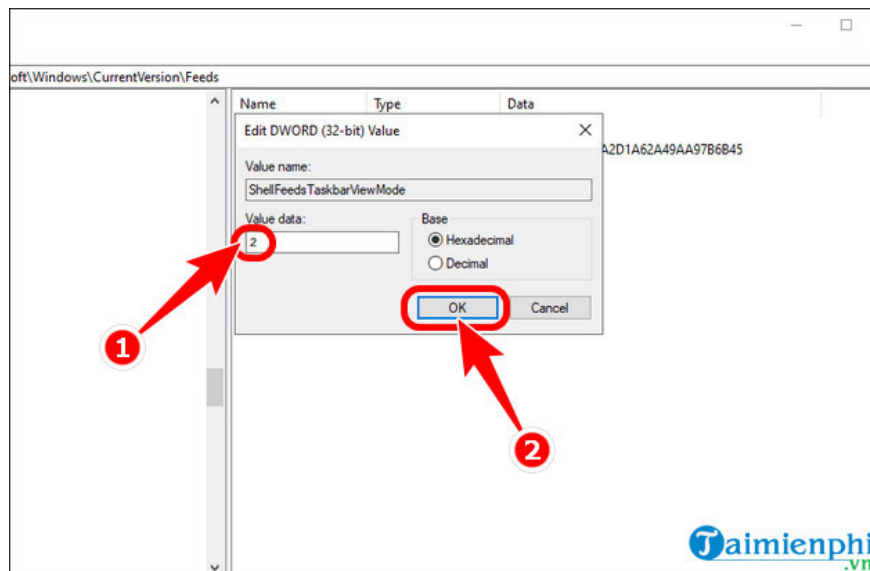
- Next, right-click on the **Feeds** folder => select **New** => press **DWORD (32-bit) Value** .



Step 3: Name the new key **ShellFeedsTaskbarViewMode** .



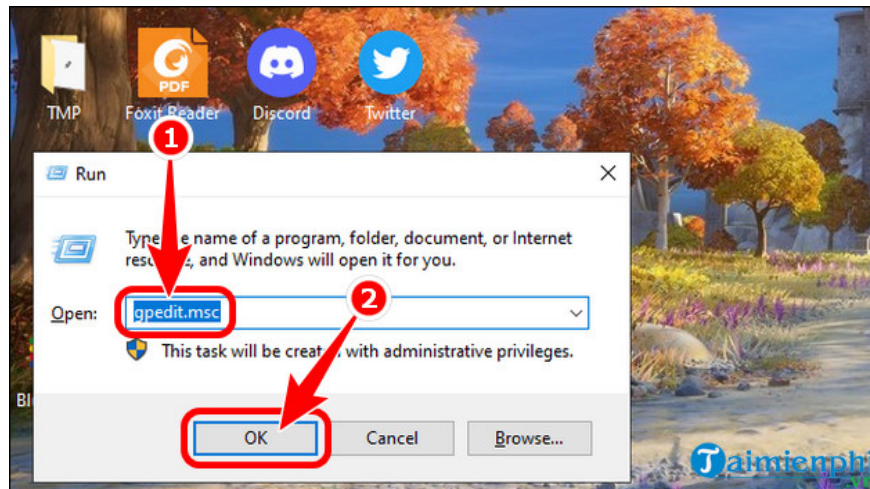
- Double-click the newly created key => set the Value data to 2 => OK . Then restart your computer .



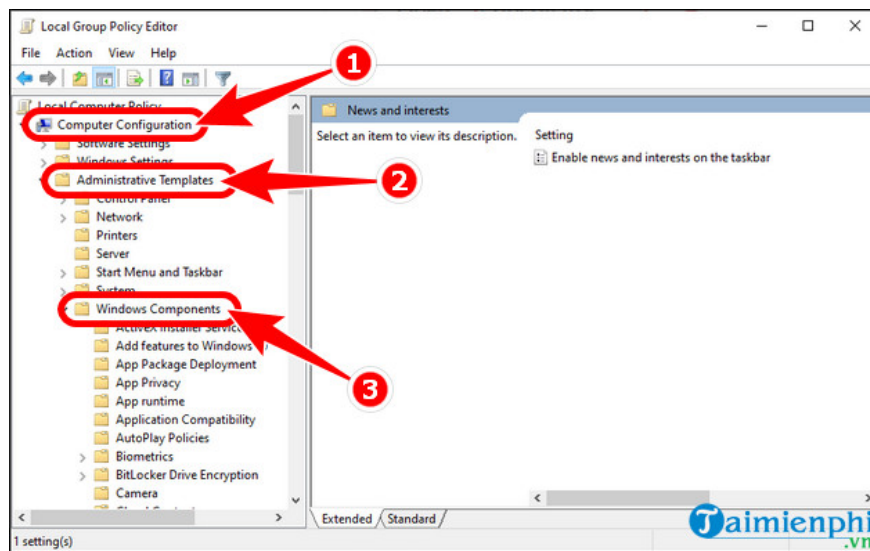
3. Use the Local Group Policy Editor to turn off weather display.

This method works for both Windows 10 and Windows 11, allowing you to easily turn off the weather display.

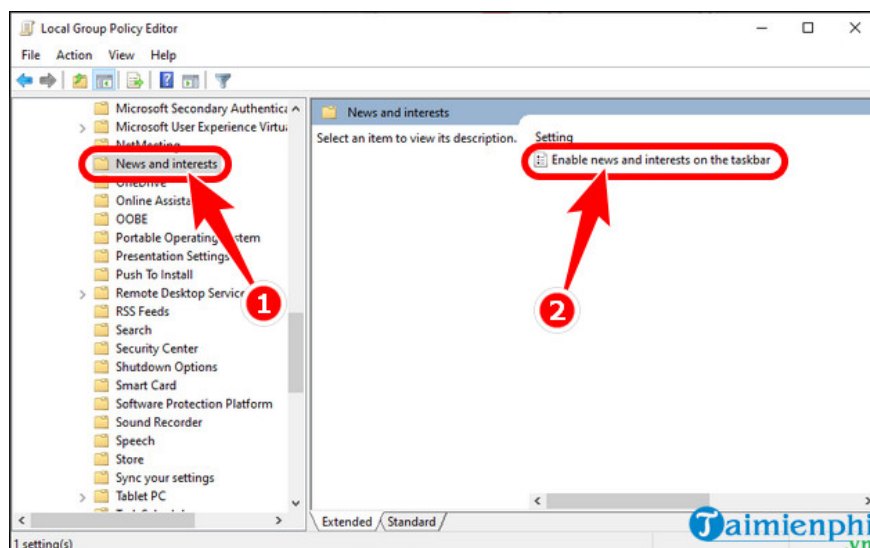
Step 1: Press the **Windows + R** key combination => type **gpedit.msc** into the Open box => press **OK** .



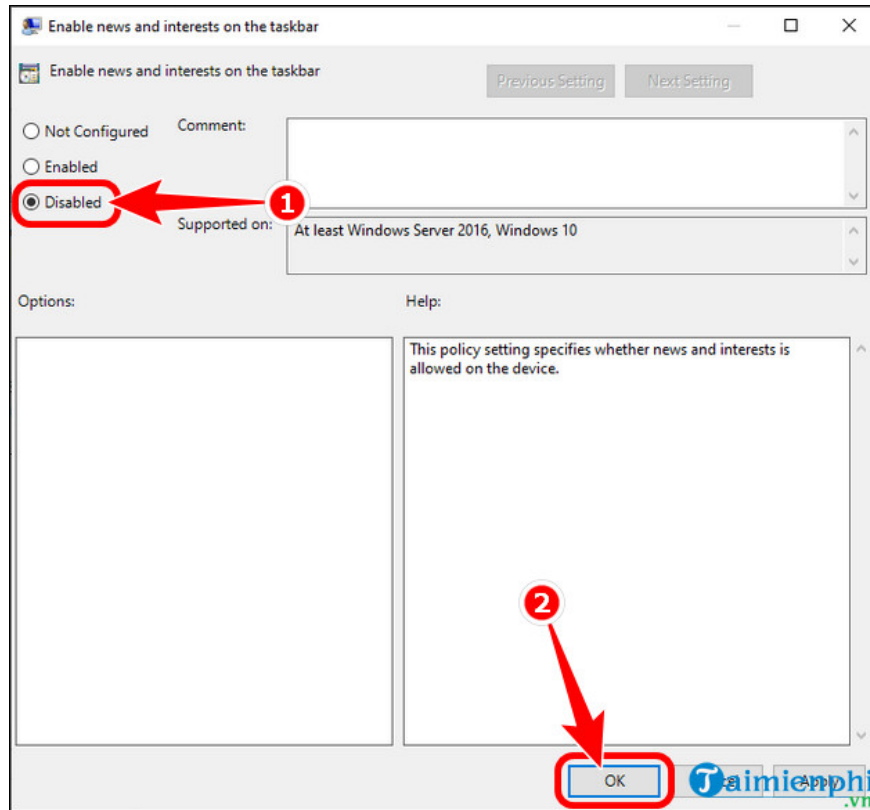
Step 2: Open Computer Configuration => Administrative Templates => Windows Components .



- Select News and interests => click Enable news and interests on the taskbar .



Step 3: Press **Disable** => **OK** . Then restart your PC .



After completing the steps above, the weather widget will no longer appear on the Taskbar, and widgets in the settings will also be hidden. At this point, you can **check your computer's speed** , measure the performance of accessories, and test whether your PC is running more smoothly.

You finished reading the article "**How to quickly turn off weather display on Windows 11/10**" edited by the [TipsMake](#) team. We hope this article has provided you with many useful tech tips and tricks. You can search for similar articles on tips and guides. Thank you for reading and for following us regularly.