

# How to turn off the Start interface on Word 2016

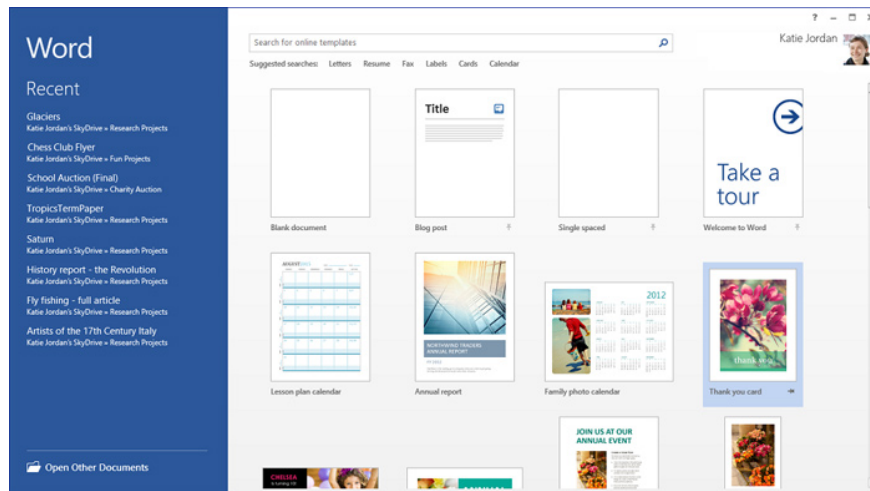
When you open Word 2016, the Start interface will appear first with suggestions for selecting common text formats. However, if users want to skip this Start interface and want to quickly access the Word text editor interface, it is also very simple.

Content editor tool Word 2016 brings users a lot of new features, support the need for rich text editing of users. In particular, the Start interface when starting Word 2016 will suggest some of the most popular text editing styles. However, some say that the Start interface is not really necessary for them and wants to quickly login to the content editor interface. In the following article, we will show you how to disable the Start interface on Word 2016.

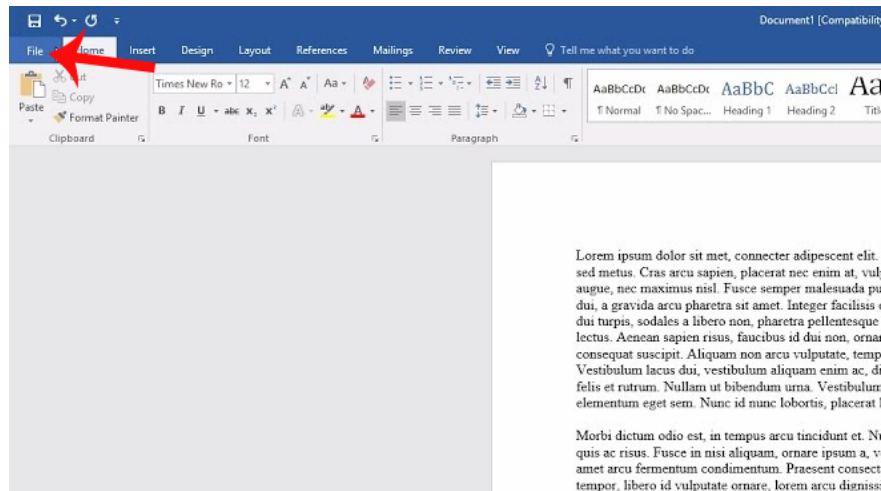
1. Download Microsoft Office 2016 for Windows
2. Download Office 2016 for Mac
3. Word shortcut

## Step 1:

When you open the Word editing tool, the Start interface will look like the image below.

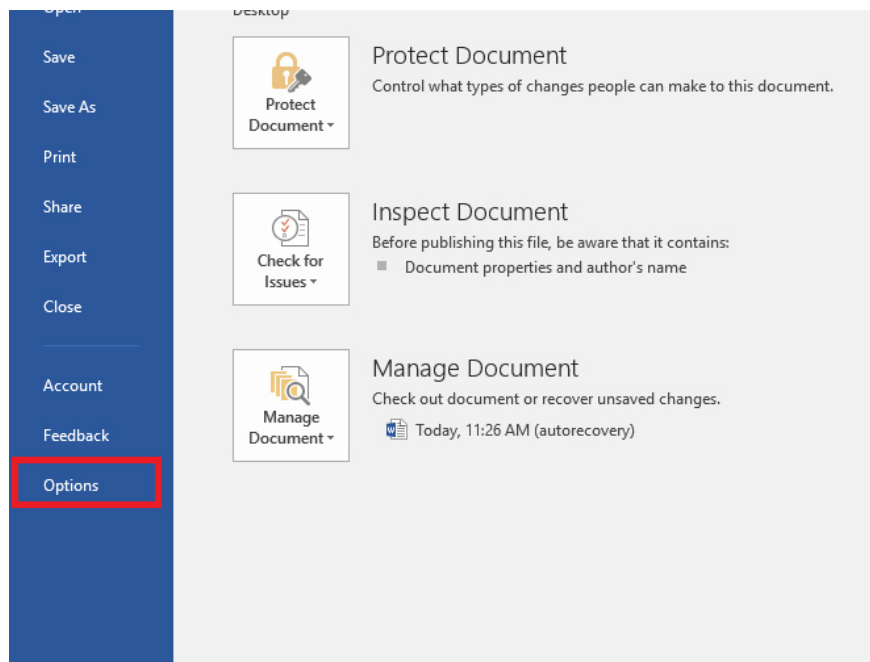


To disable Start when opening Word 2016, we open any text file, then click the **File** tab on the Word interface.



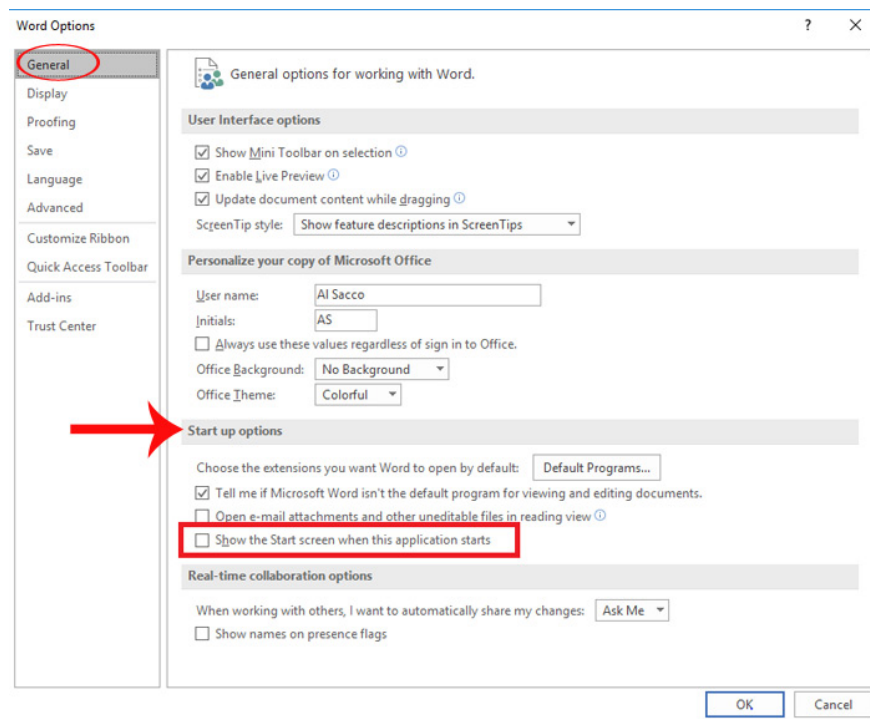
## Step 2:

A list of File menu options appears. Here, you will click on the **Options** section on the left side of the interface.



## Step 3:

The **Word Options** window appears. In the **General** section, we will go to the **Start up options** section and **uncheck the option Show the Start screen when this application starts** . Finally click **OK** to save.



So when we restart the Word editing tool, the Start interface is completely disabled, instead the text editor interface. This helps users to type content faster, without having to click the Blank document option on Start Word 2016.

### Refer to the following articles:

1. How to set up shortcuts on Microsoft Word 2016 yourself
1. Useful tips on Microsoft Word 2016
1. Instructions for inserting Math formulas in Word 2016

**I wish you all success!**

You finished reading the article "**How to turn off the Start interface on Word 2016**" edited by the [TipsMake](#) team. We hope this article has provided you with many useful tech tips and tricks. You can search for similar articles on tips and guides. Thank you for reading and for following us regularly.