

How to turn off the sound on Coc Coc Browser tab

Just like Google Chrome, Firefox, and Coc Coc browsers, we can also disable browser audio or turn off the sound for each option tab.


Most current web browsers support custom users to play sound in the browser. You can completely disable browser audio or choose to turn off the sound in separate tabs, without affecting the remaining tabs.

The same feature on Coc Coc browser. When we open multiple tabs in the browser, if we want to focus on work and only use one tab, you can turn off the remaining tabs. Thus, we will not be affected by the advertising music, videos in those tabs. The following article will guide you how to turn off the audio completely on Coc Coc browser and optionally turn off the sound in different tabs.

1. Disable audio completely on Coc Coc:

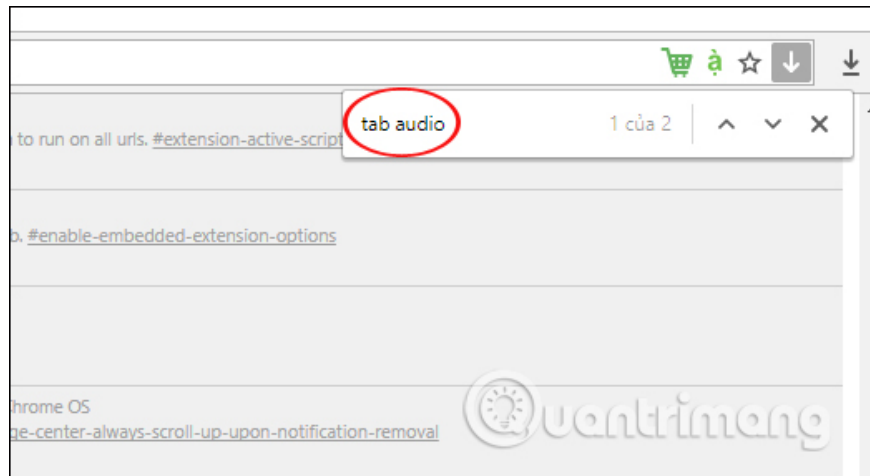
Step 1:

At Coc Coc browser interface, we enter **the command line chrome: // flags** and **press Enter** to access.

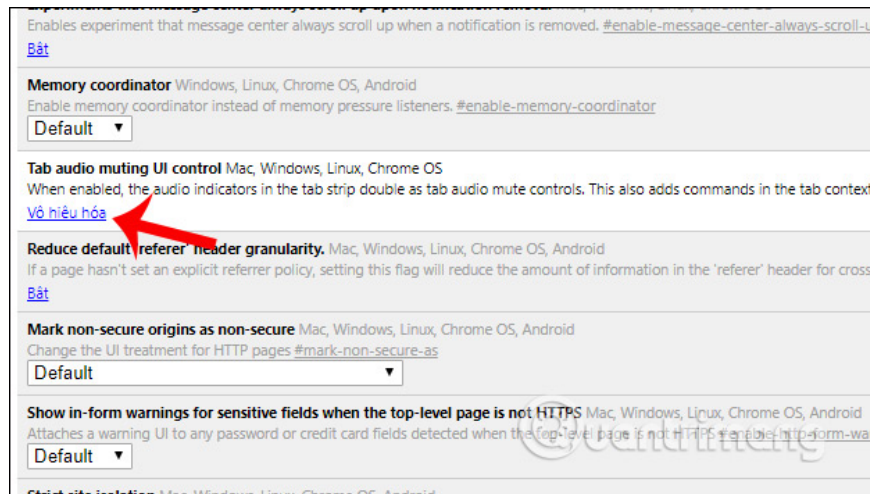


Step 2:

Switching to the interface of Coc Coc's utilities, we find **the audio tab Muting UI control** tab in the list below. Or if you want to search faster, you can press Ctrl + F to appear the search box and enter the keyword Tab audio.

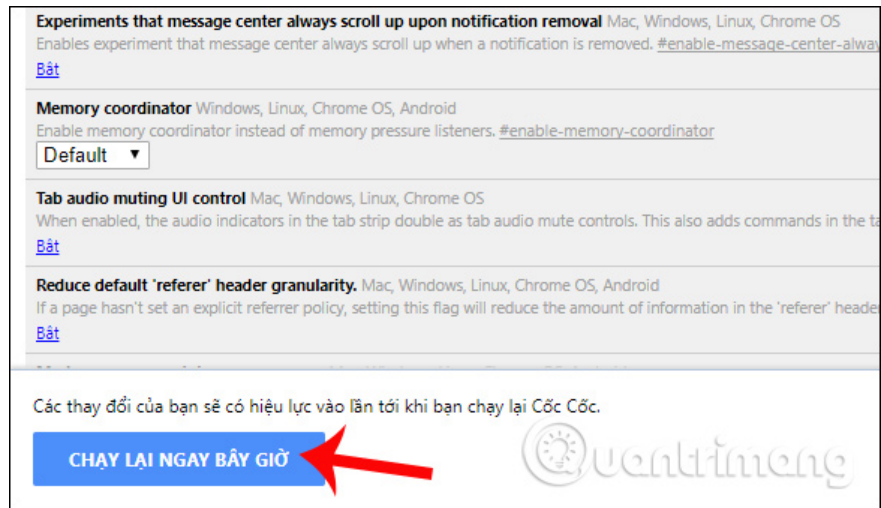


In this section if the Disable message appears, the sound on the browser is turned on. To turn off all sounds on the browser on any tab, **click Disable** to turn off the audio on Coc Coc.



Step 3:

For the change to take effect, we click the **Run Now** button to reset Coc Coc's browser.



As such, all tabs in the browser will not generate sound. If you want to return to the default audio playback mode for Coc Coc, perform the above actions and re-enable the audio tab muting UI control.

2. Turn off the sound of each tab on Coc Coc:

This option will not turn off all sounds on the browser that you will choose to turn off any tab sounds.

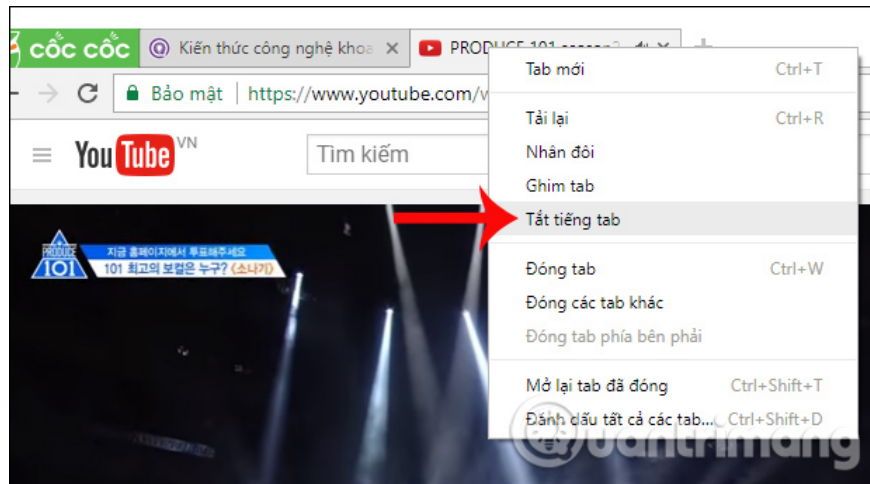
Step 1:

In the open tabs on the browser, with audio tabs we will see **the speaker icon** as shown below.



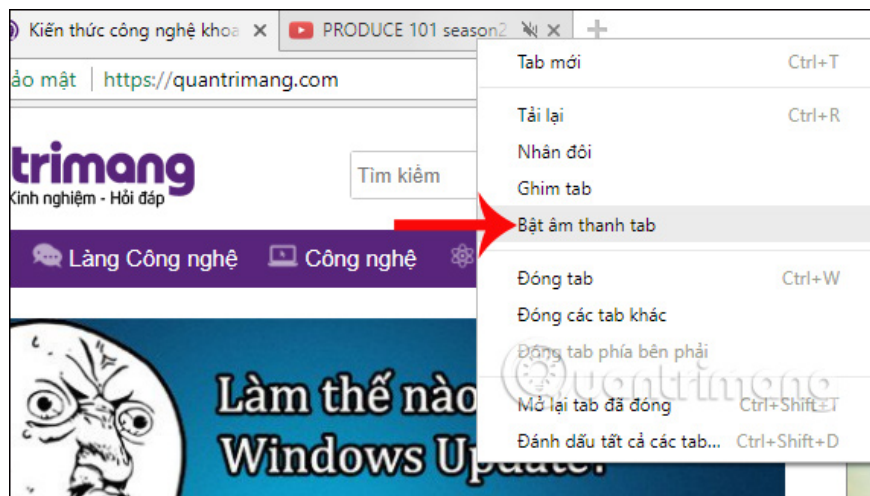
Step 2:

To turn off the sound in that tab, right-click the tab and then select **Mute tab** in the custom list for the tab that appears.



Step 3:

Then the speaker icon on the tab will be crossed out. To play back audio for that tab, users also right-click on the tab and then select **Enable tab audio**.



Above is how to customize the sound on Coc Coc browser, with 2 ways to turn off different sounds, completely disable the sound on the browser, or turn off the sound in each browser tab. The way to turn off the audio on this Coc Coc browser also works the same way when we use the Google Chrome browser.

I wish you all success!

You finished reading the article "**How to turn off the sound on Coc Coc Browser tab**" edited by the [TipsMake](#) team. We hope this article has provided you with many useful tech tips and tricks. You can search for similar articles on tips and guides. Thank you for reading and for following us regularly.