

# How to turn off the sound of videos sent on Whatsapp

As soon as you send a video on Whatsapp, there are also some video editing options on Whatsapp, including turning off the sound of videos sent on Whatsapp. You will have the option to completely turn off the video's sound before sending if you wish. So you don't need a video editing application to mute the video.

Below are instructions to turn off the sound of videos sent on Whatsapp.

## Instructions to turn off the sound of videos sent on Whatsapp

Step 1:

At the Whatsapp application interface, click on the plus icon to send a video, or click on the camera icon to record a video directly and send it on Whatsapp.

Không có SIM

15:47

73%



Skywalker

nhấn vào đây để biết thông t



Marley: One Love  
trên WhatsApp

One love, one heart. Fil...

[https://wa.me/stickerpack/  
BobMarleyOneLove](https://wa.me/stickerpack/BobMarleyOneLove)

17:31 ✓✓

Xem bộ sticker

Th 3, 5 thg 3

Fufg

22:44 ✓✓

Chủ Nhật



20:48 ✓✓

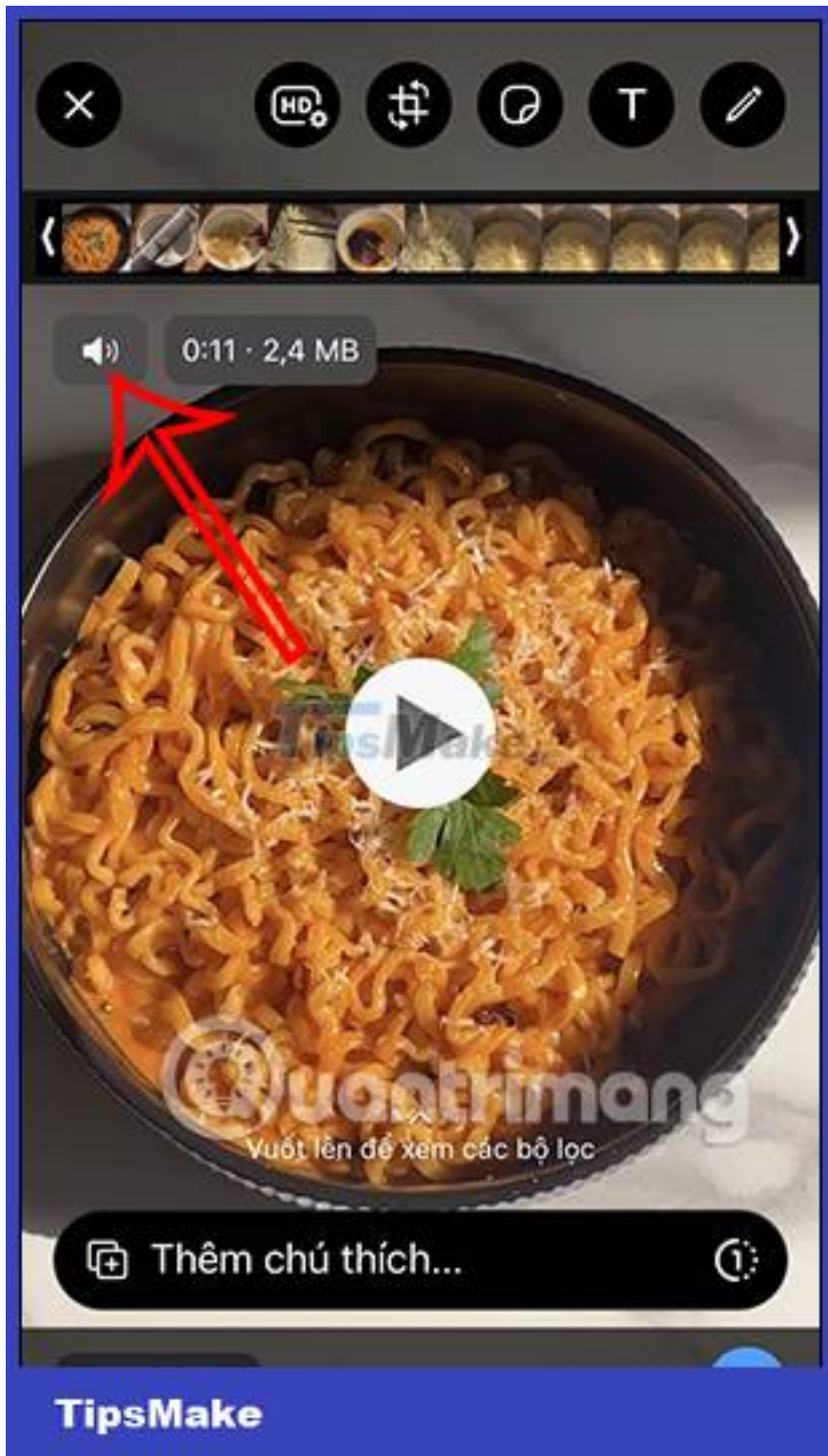


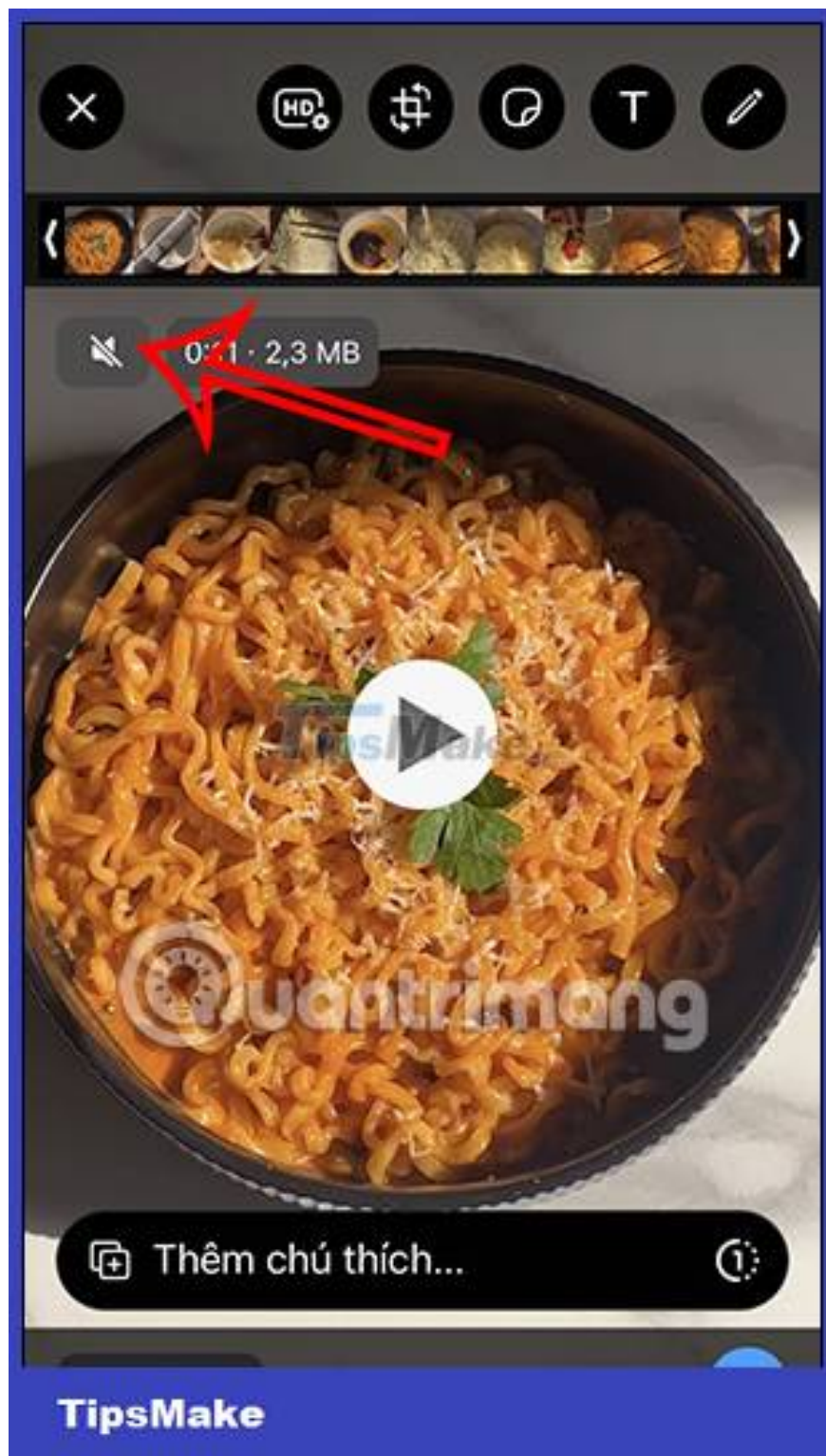
TipsMake



Step 2:

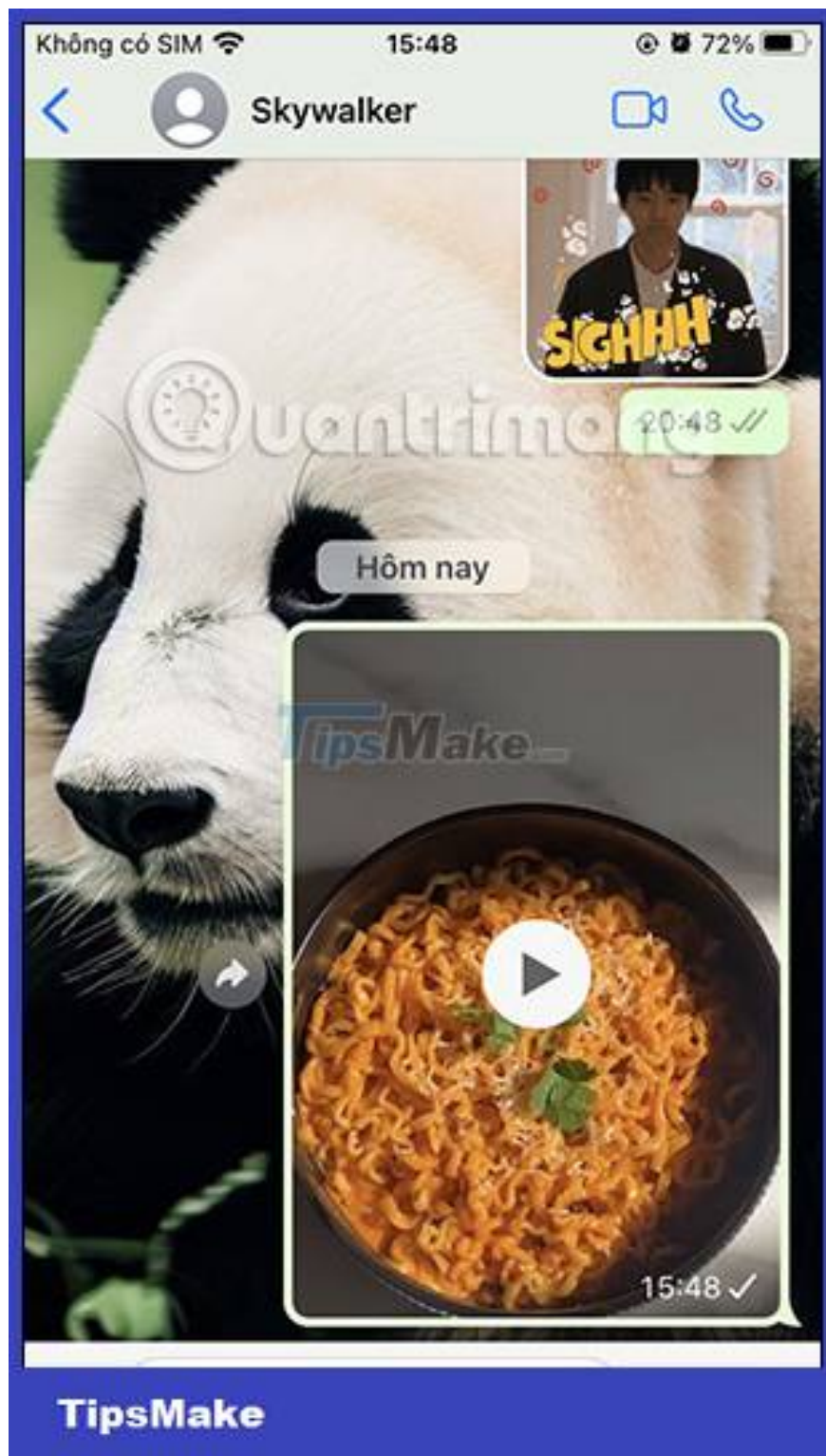
In the video editing interface on Whatsapp you will see a speaker icon to turn off the video sound if you want. We just need to click on the speaker icon to turn off the video sound. You will now see a crossed out speaker icon with the sound turned off.





Step 3:

Next, we further edit the video on Whatsapp to our liking and then proceed to send the video with the sound off on Whatsapp as usual.



The person receiving the video on Whatsapp also has the option to download the video to the device. However, the video will also lose sound and it is impossible to restore audio to the video.

You finished reading the article "**How to turn off the sound of videos sent on Whatsapp**" edited by the [TipsMake](#) team. We hope this article has provided you with many useful tech tips and tricks. You can search for similar articles on tips and guides. Thank you for reading and for following us regularly.

---

