

How to turn off the power, restart Samsung Galaxy S20

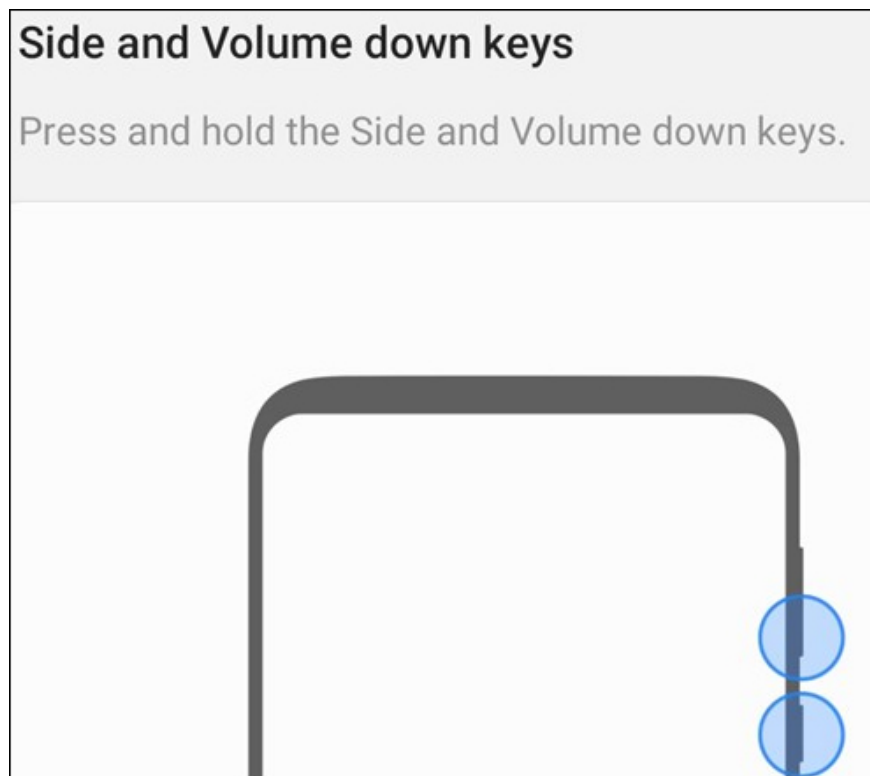
Samsung Galaxy S20 has a different power off method than Android devices and previous Samsung models.

The Samsung Galaxy S20 product line has officially launched in the world and there have been many changes, including how to turn off the power and restart the device. For most Android devices and earlier Samsung models, the way to turn off the power is to press the physical power button, then select the power off mode in the display interface. With the Galaxy S20 series, there are different ways to turn off the power. The following article will guide you how to turn off and reboot on Samsung Galaxy S20.

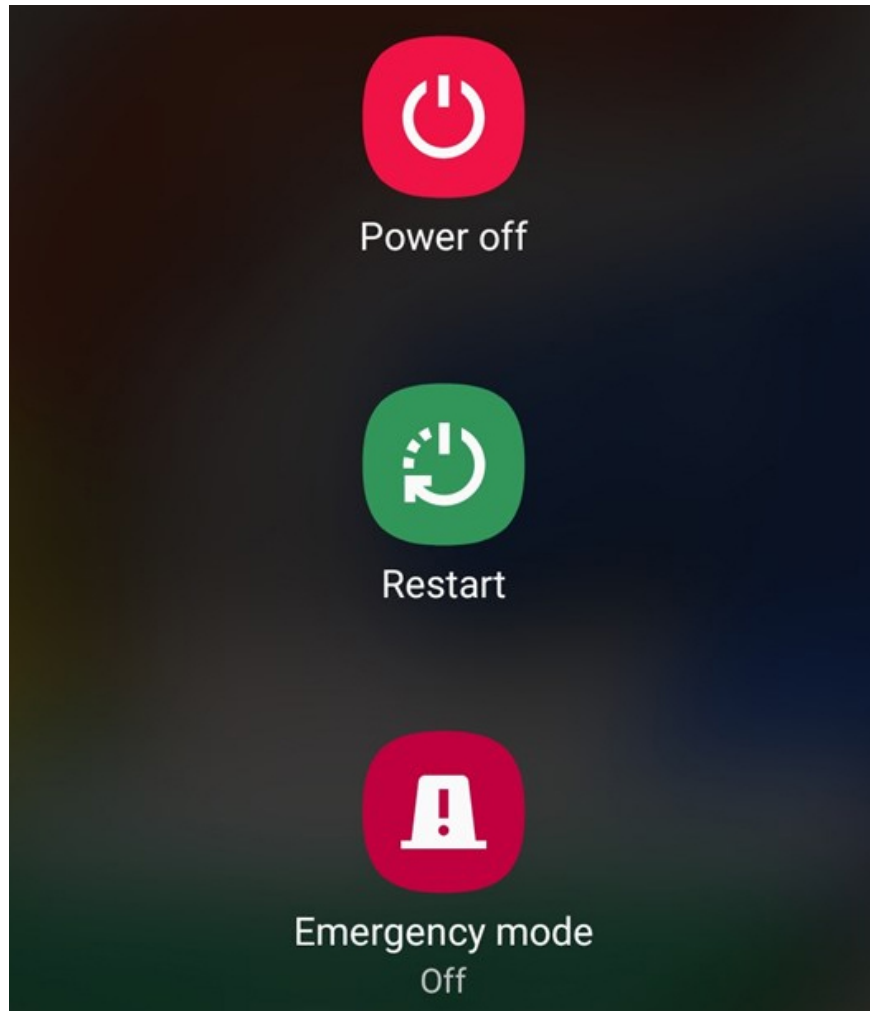
Instructions to turn off the power, restart Galaxy S20

Method 1: Open the Power menu via physical buttons

To access the Power menu on the device, the easiest way is to **press the volume down and side keys at the same time for** a few seconds as shown below.



Right then **display the Power menu** so we press Power Off to turn off the power completely or press Restart to restart the computer.



Method 2: Change the edge button function


The right side button of Samsung Galaxy S20 is not the power button, so when we hold down a few seconds, we will call its virtual assistant Bixby rather than open the Power menu. However, Samsung supports you to change the edge button function according to other options that the system supports. We go to **Settings> Advanced Feature> Side Key** . Then in the user menu **press Power Off Menu** to switch the task to perform.

So when the user presses the edge button will display the Power menu to choose to turn off the power or restart.

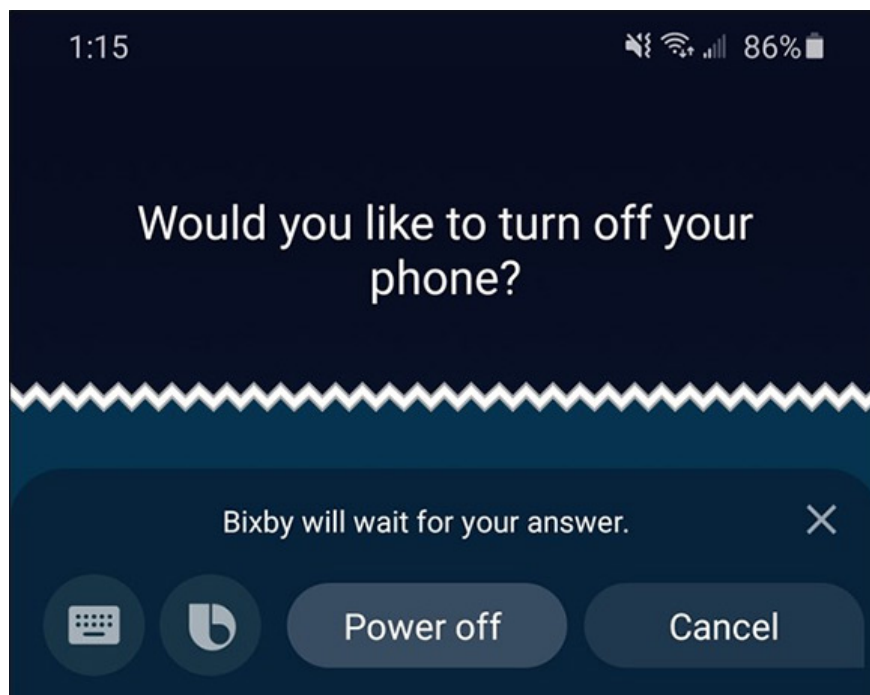
Method 4: Use Bixby Samsung to power off, restart

Virtual assistant Bixby will assist you to turn off or restart the device. In the field you have not changed the action of the edge button operation, hold down the edge button until the Bixby icon is displayed. If you've changed the action, **swipe down from the top edge** to open the notification interface and select Bixby from here.

When displaying the virtual assistant's logo, say Turn Off My Phone or Restart My Handset.



Now the virtual assistant will ask if you are sure you want to perform the action, press the Power Off command directly or click the Bixby button to perform the command.



You finished reading the article "**How to turn off the power, restart Samsung Galaxy S20**" edited by the [TipsMake](#) team. We hope this article has provided you with many useful tech tips and tricks. You can search for similar articles on tips and guides. Thank you for reading and for following us regularly.

