

How to turn off the feature that suggests making friends via Facebook locations

Features suggesting Friends Suggested Friends on Facebook will often give suggestions to friends of friends, old friends, acquaintances, old classmates. But did you know that through the location we turn on the device will also become a tool for Facebook to suggest friendships?

We all know that the Suggested Friends feature on Facebook will suggest a friend list with old friends, colleagues, friends of old friends and classmates. But did you know that Facebook is collecting personal information of each person, even with a personal location, to make friends with people who live in the same area? This will make your Facebook list of friends with people who don't know their faces and know their names.

To stop Facebook from suggesting friendships with strangers via the location, it is best not to allow Facebook to be positioned right on the device. In this article, Network Administrator will show you how to turn off Facebook location on your phone.





















1. Turn off location on Facebook Android:

1. Download Facebook for Android for free

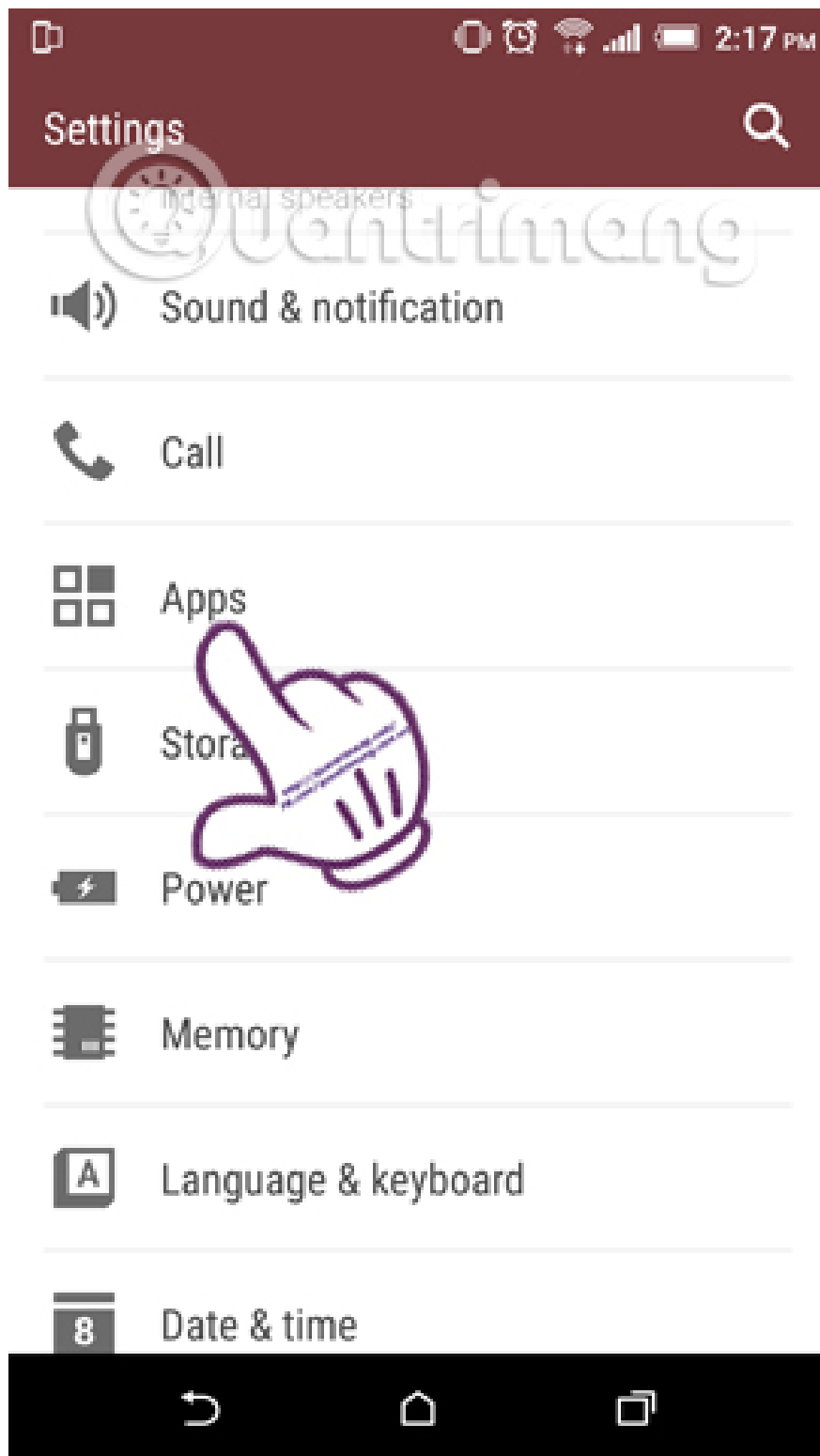
How to do it with Facebook Android depending on the device, manufacturer or Android version you are using. With Android 6.0 Marshmallow, we can follow these steps:

Step 1:

In the main interface, you access the **Settings** section and then select the **Apps** section.

- 
-  Play Books
 -  Play Games
 -  Play Music
 -  Play Newsstand
 -  Play Store
 -  Scribble
 -  Settings
 -  Setup
 -  Skype
 -  Stocks
 -  Tasks
 -  Themes
 -  Viber
 -  Viettel Plus
 -  Voice Recorder
 -  Voice Search
 -  Weather
 -  YouTube
 -  Zalo ¹





Step 2:

In the list of apps available on the device, click **the Facebook application** . Appear the **information** interface on **Facebook** , select **Permissions** .



< Apps



Apps
All apps



Drive
50.11 MB



E-warranty
3.29 MB



Exchange Services
628 KB



Facebook
389 MB



Facebook for HTC Sense

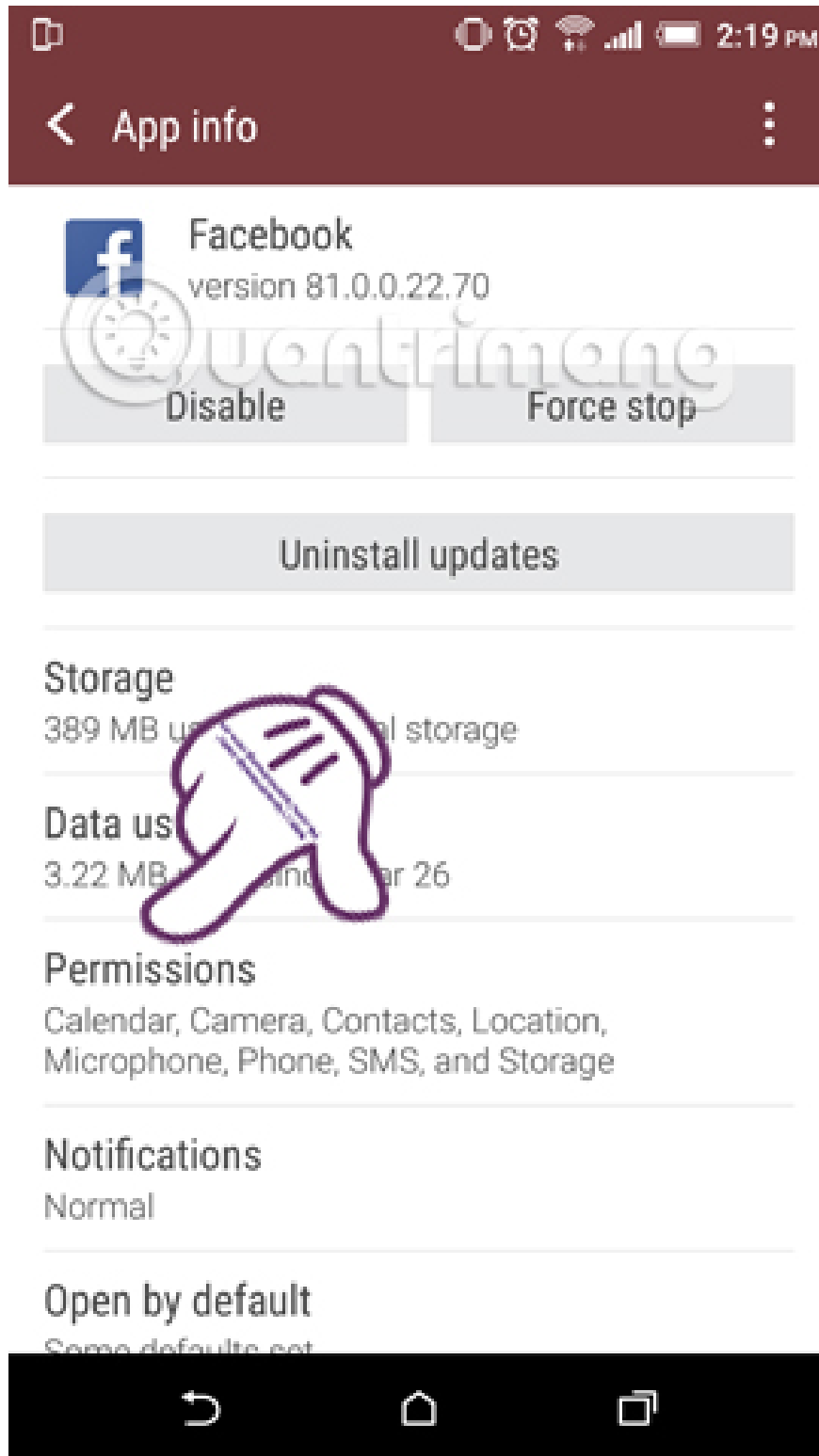


App Manager
4.63 MB



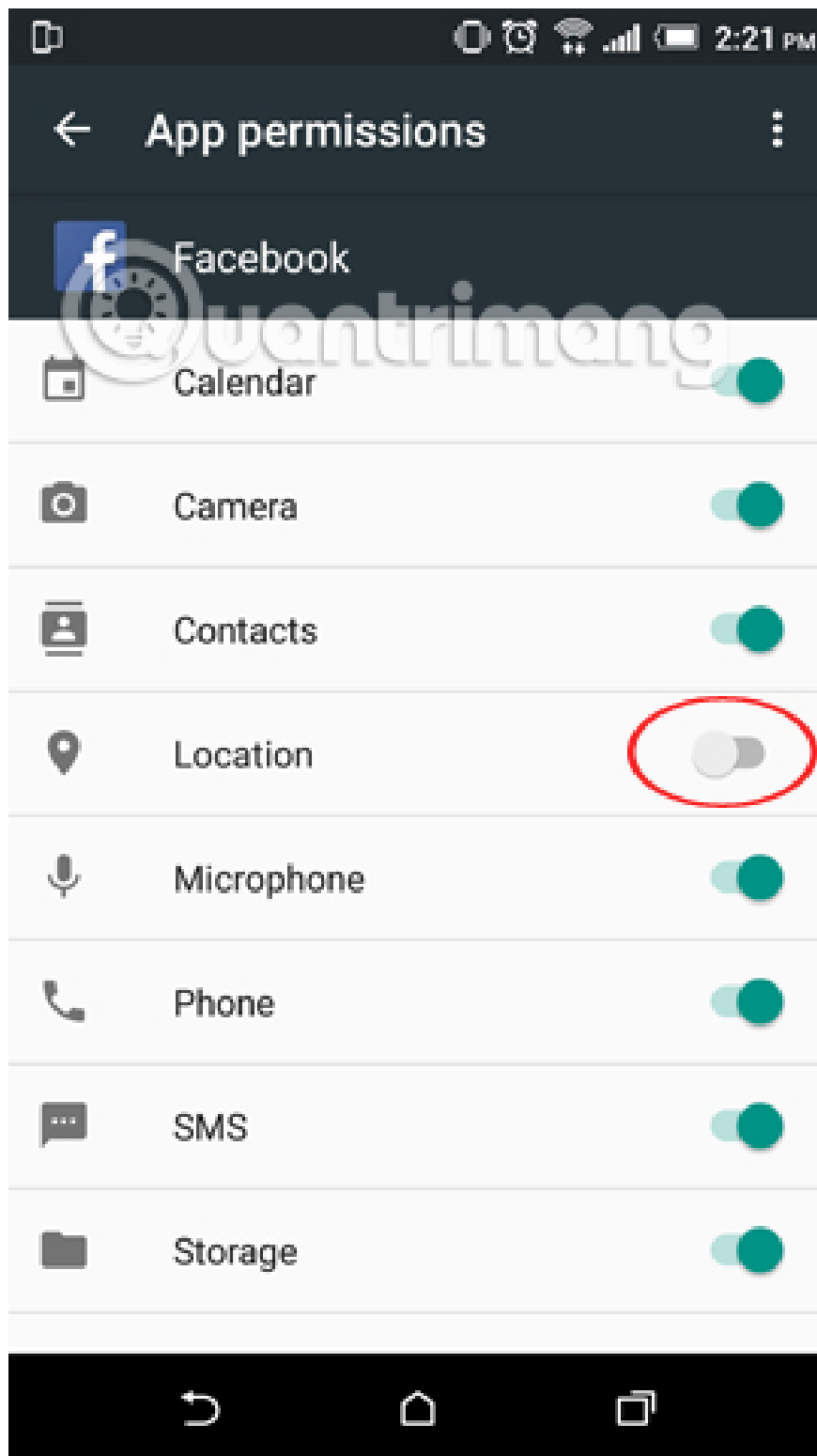
Fitbit
67.23 MB





Step 3:

In the **App permissions** interface, you will see that by default items are set to on, when the horizontal bar is pushed to the right including Location. You often **turn off the Location location suggestion** on the device, by **swiping the horizontal bar to the left** .



Note: with older Android devices, if you cannot use the above method, we can access Facebook via Chrome browser to avoid Facebook access location but also save battery.

2. Turn off location display on Facebook iOS:

1. Download Facebook iOS for free

The way to do the iOS Facebook application is simpler and does not need to depend on any version.

Step 1:

You go to **Settings** and go to **Privacy** . Next, **Location Services** is always enabled in On mode, accessing it.

Settings



General



Display & Brightness



Wallpaper



Sounds



Pass



Batt



Privacy



iCloud

download@meta.vn

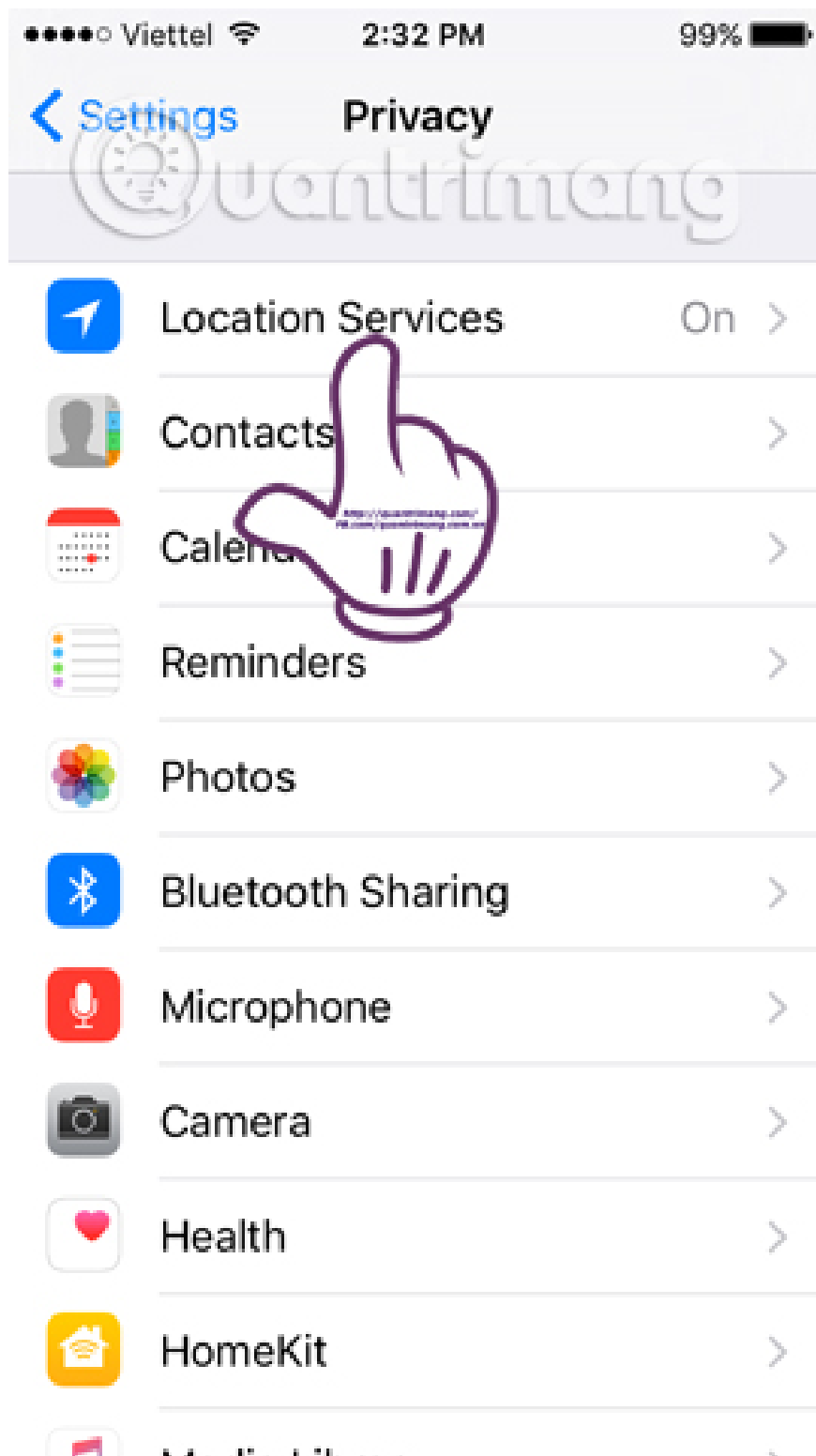


iTunes & App Store



Mail, Contacts, Calendars





Step 2:

Scroll down and you'll see **the Facebook application** always giving access to Always. Accessing Facebook you will see the **Allow Location Access** section has 3 options, but only select **Never** to prevent Facebook from accessing the location.

[← Privacy](#) **Location Services**

Share My Location >

This iPhone is being used for location sharing.


 **App Store** While Using >

 **Battery** While Using >

 **Camera** Never >

 **Chrome** Never >

 **Facebook** Always >

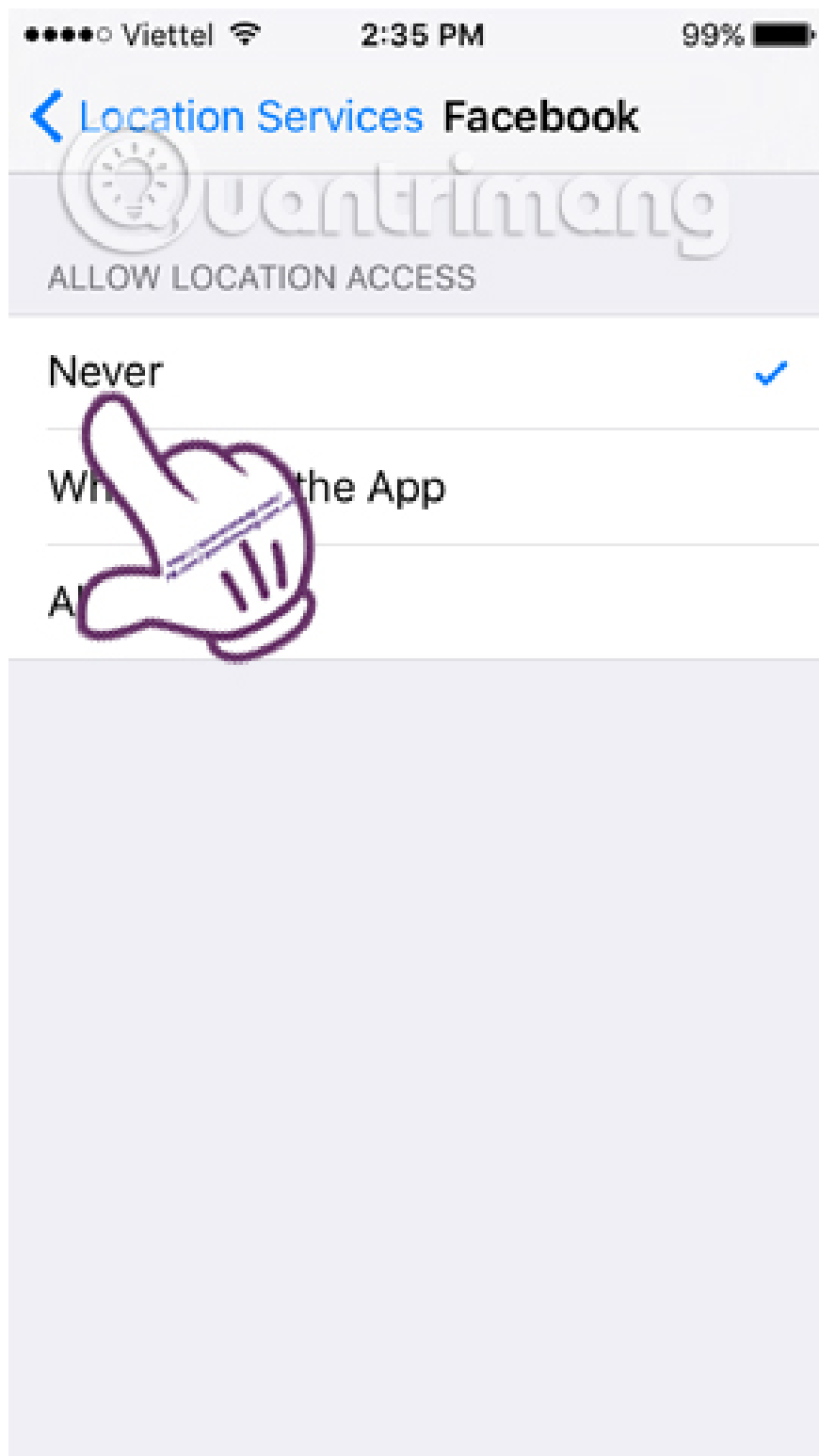
 **Maps** While Using >

 **Siri & Dictation** While Using >

 **Street View** While Using >

 **Weather** ↗ Always >





Thus, you have completely disabled the location of the Facebook application's mobile location service, preventing the Facebook from suggesting friends through the location. Suggestions for linking friends on Facebook are more or less restricting the type of friends that are tied to your location.

Refer to the following articles:

1. Instructions for setting up Live Stream feature Facebook videos on mobile and tablet
1. This is how Live Stream Facebook Video on PC, Fanpage
1. How to permanently delete Facebook account

I wish you all success!

You finished reading the article "**How to turn off the feature that suggests making friends via Facebook locations**" edited by the [TipsMake](#) team. We hope this article has provided you with many useful tech tips and tricks. You can search for similar articles on tips and guides. Thank you for reading and for following us regularly.