

# How to turn off notifications when someone in your contacts joins Telegram

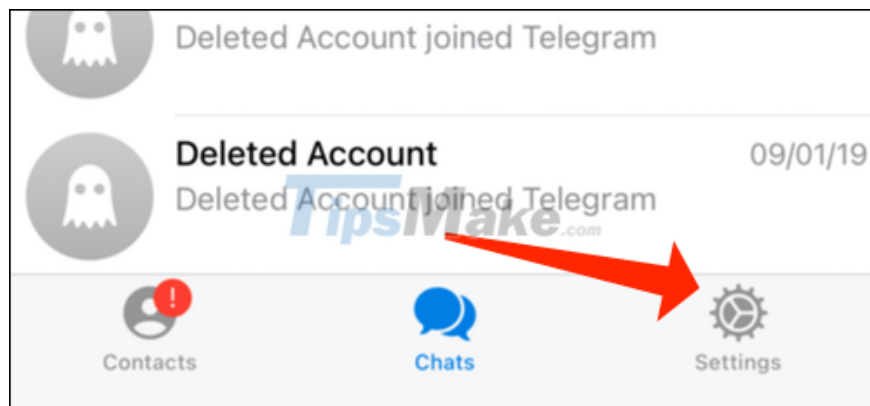
Just like most other cross-platform online messaging apps, by default, Telegram will sync your contacts with the platform's server.

When someone in your contacts joins Telegram, you will receive a specific notification. On the opposite side, this person will also know that you are using Telegram.

This is quite a useful feature, letting you know that someone you know in your contacts has joined using Telegram. However, if you find sending such a notification annoying, you can completely turn it off.

## How to turn off notification to join Telegram on iPhone

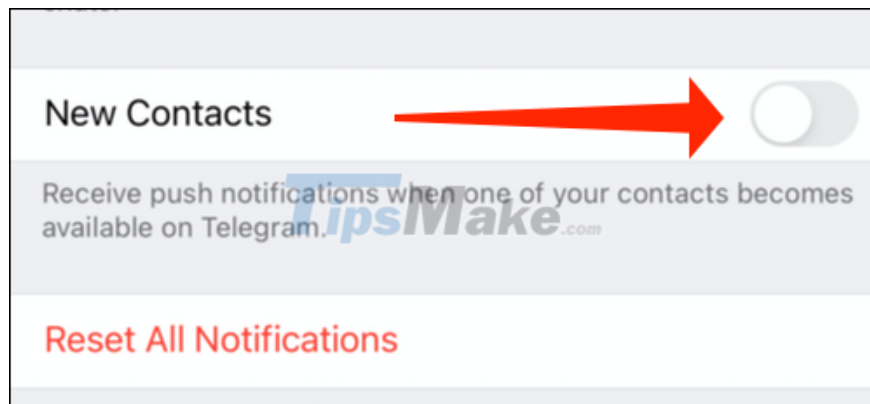
To get started, open up the Telegram app on your iPhone and tap on the 'Settings' gear icon located in the bottom right corner of the screen.



Next, click on 'Notifications and Sounds'.




Scroll down to the bottom until you see the 'New Contacts' option, tap the switch to the right to bring it to off.



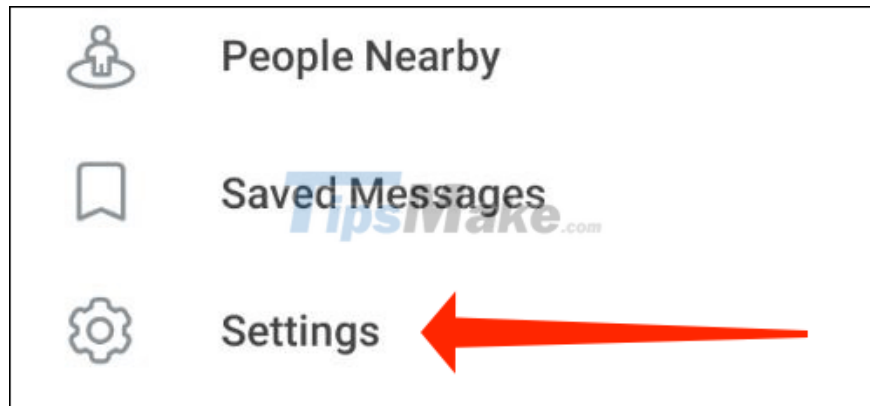
From now on, Telegram will no longer send you a notification when someone in your contacts joins the app.

## How to turn off notification to join Telegram on Android

First, access the Telegram app on your Android device. Then, tap the menu icon three horizontal lines stacked in the top left corner of the screen.



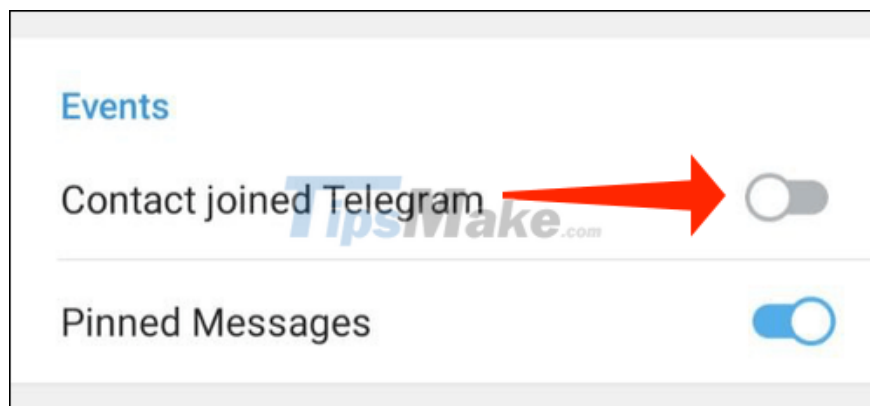
In the menu that appears, click on 'Settings'.



Next, select 'Notifications and Sounds'.



On this page, scroll down to Events and tap the 'Contact Joined Telegram' option to the left to turn it off.



From now on if your contacts join Telegram, you will no longer receive notifications.

You finished reading the article "**How to turn off notifications when someone in your contacts joins Telegram**" edited by the [TipsMake](#) team. We hope this article has provided you with many useful tech tips and tricks. You can search for similar articles on tips and guides. Thank you for reading and for following us regularly.