

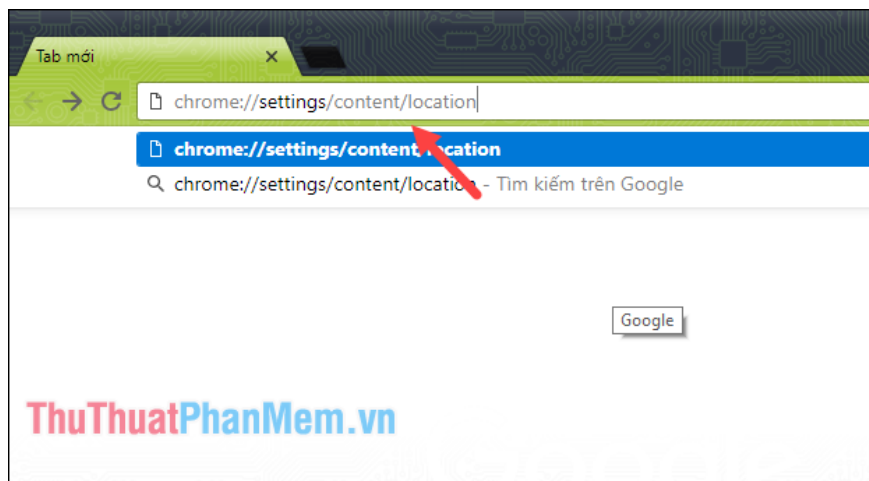
How to turn off Location, Javascript, Flash, Popup, Cookies, Camera on C?c C?c, Chrome, Edge, Firefox

How to turn off Location, Javascript, Flash, Popup, Cookies, Camera on C?c C?c, Chrome, Edge, Firefox. These are important components that make up the content of a website. However in some cases we need to turn them on or off

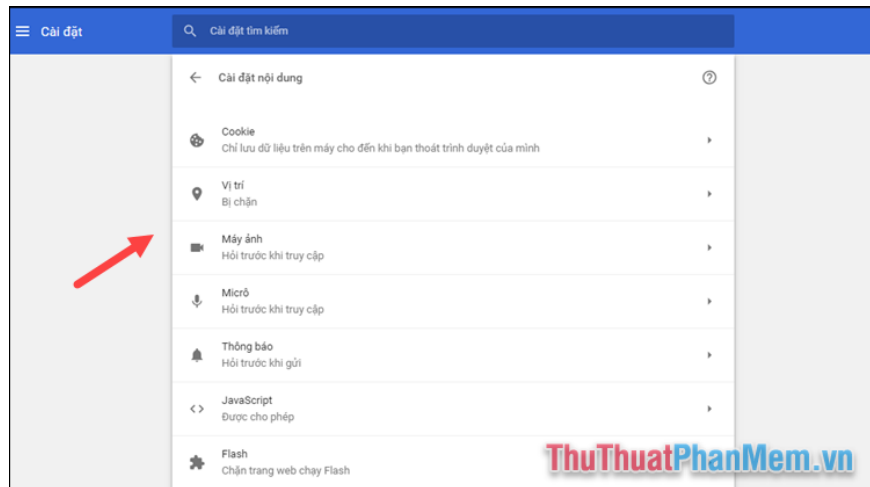
Flash, JavaScript, Popup or Cookies are important components of a website's content. However, in some cases we need to turn them on or off to run applications on a website or turn off annoying notifications when surfing the web. The following article of TipsMake.com will guide you how to turn on and off javascript, flash, popup, location, cookies . etc. on Chrome, Coc Coc, Edge, FireFox browsers, please follow along.

1. For Chrome browser and Coc Coc

Step 1 : Open Chrome or Coc Coc browser then type the following link in the address bar and press Enter: **chrome: // settings / content**



Step 2 : We will be taken to the content settings window, where we have the options to turn on and off Cookies, location, Camera, Java, Flash . etc . If you want to enable or disable content, choose into that content.

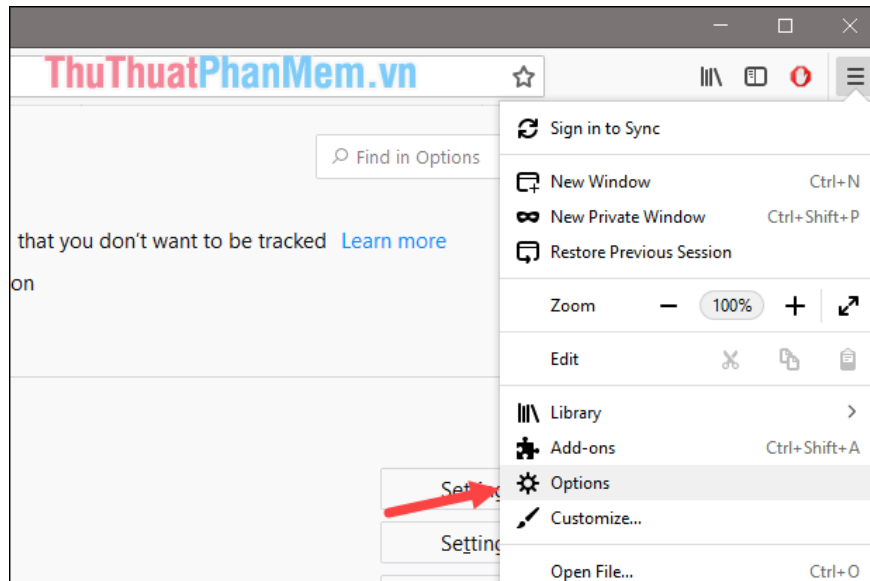


For example, if you want to enable or disable Flash, select the Flash item then in the new window you can press the on or off button as you like.

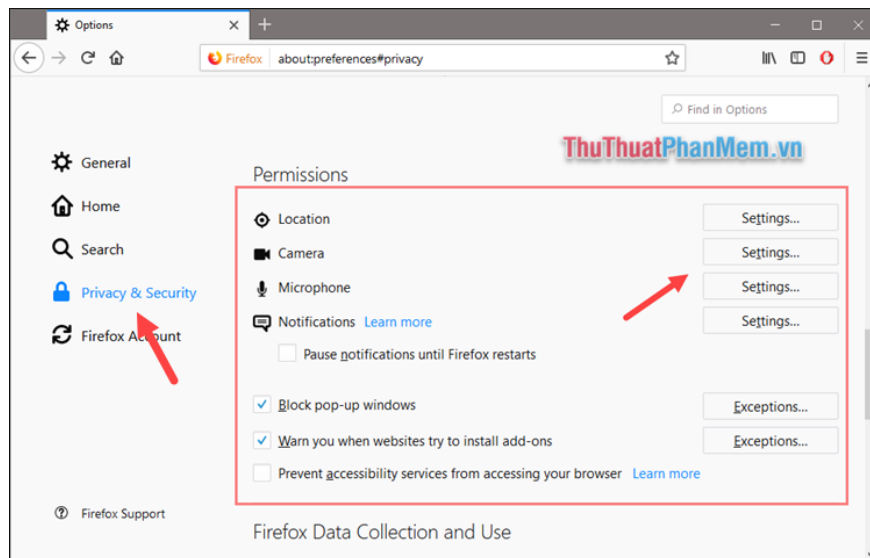


2. For FireFox browser

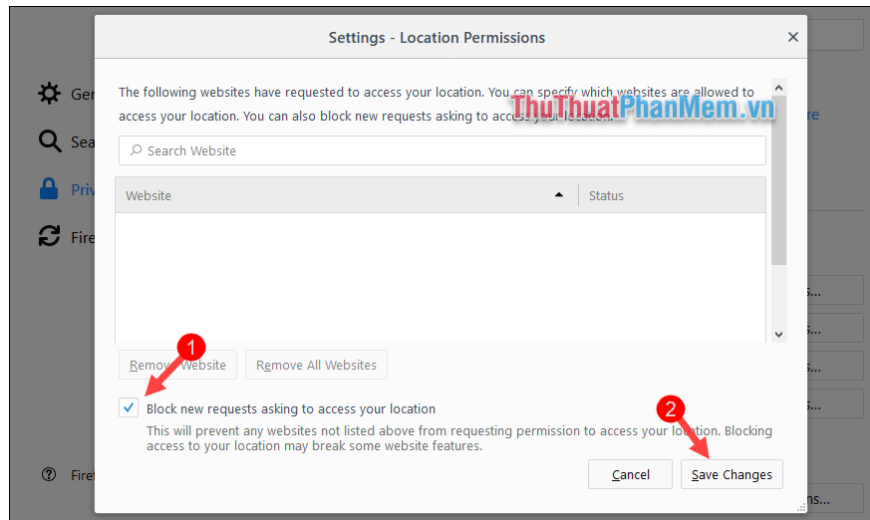
Step 1 : Open your browser and select Options



Step 2: In the **Options** window, select **Privacy & Security**, then scroll down to **Permissions**. Here you can turn off Location (Location), Camera, Notifications, Popup and some other things.

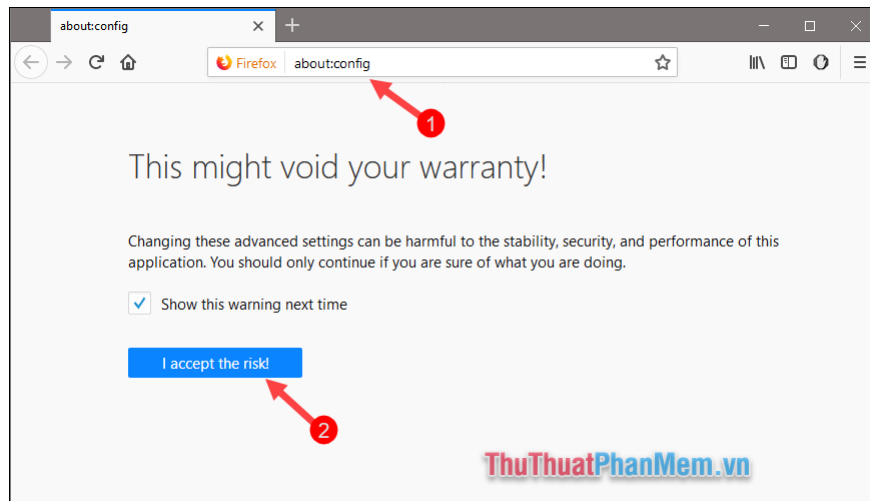


If you want to turn on or off any item, select the Settings button at that item, in the Settings window, if you want to turn off, check the Block box below, if you want to turn on, then uncheck it.

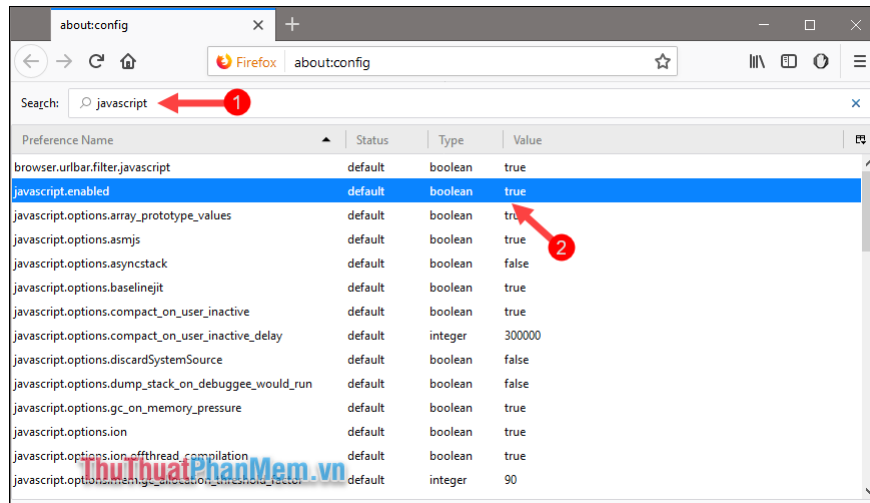


If you want to enable JavaScript on FireFox then do the following:

First open your browser and type **about: config** in the address bar and press Enter, then **I accept the rick!**

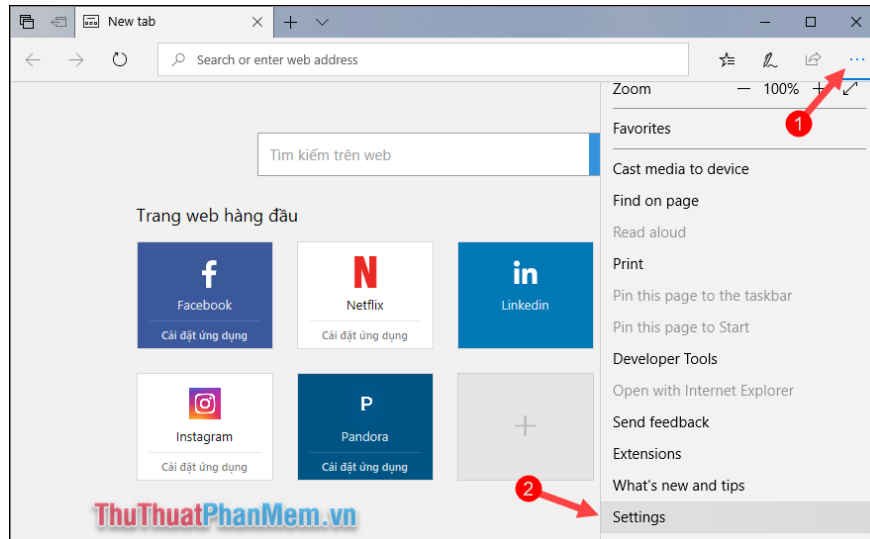


In the new window you enter Javascript in the search box, then in the results you double click on the javascript.enabled line to enable or disable java (The value is **true** is on, **false** is off).

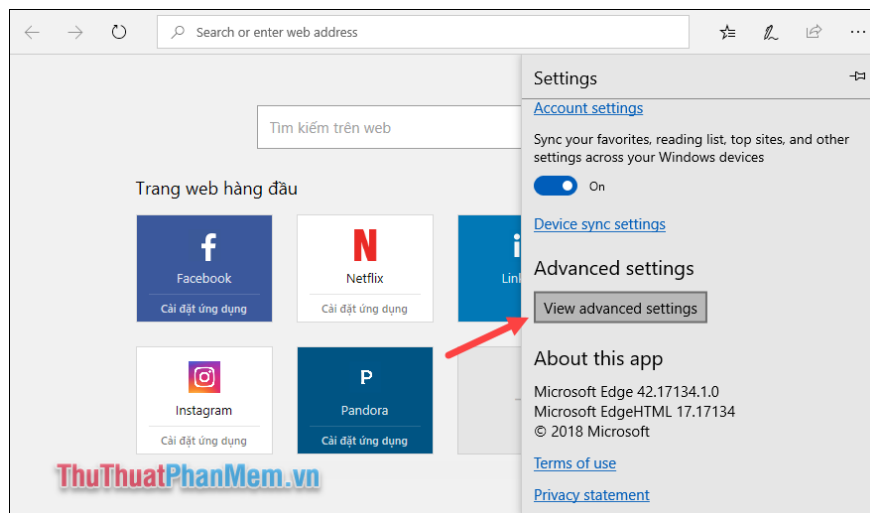


3. For Edge browser

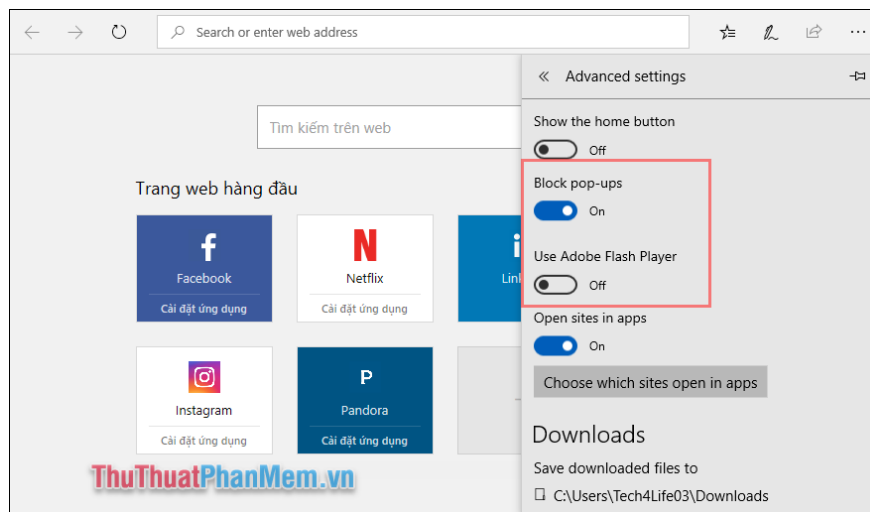
Open the switch and open **Settings**



Next, scroll down to the **View advanced settings** section



In the **advanced settings** section we can enable or disable Popup or Flash player.



Above is an instruction on how to enable / disable Location, Javascript, Flash, Popup, Cookies, Camera on Coc Coc, Chrome, Edge, Firefox. Hope you will find the article useful. Good luck!

You finished reading the article "**How to turn off Location, Javascript, Flash, Popup, Cookies, Camera on C?c C?c, Chrome, Edge, Firefox**" edited by the [TipsMake](#) team. We hope this article has provided you with many useful tech tips and tricks. You can search for similar articles on tips and guides. Thank you for reading and for following us regularly.