


How to turn off 'Get Even More Out of Windows' feature in Windows 10

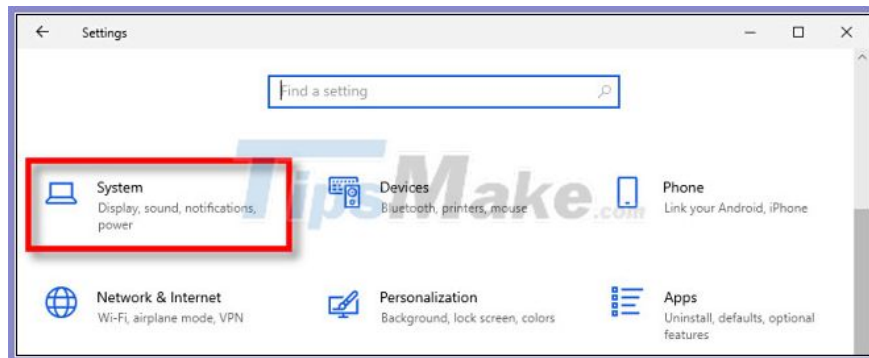
Tired of Windows 10 bothering you with the 'Get even more out of Windows' splash screen every time you update?

Get Even More Out of Windows may be helpful for some people, but also frustrating for those who don't. Here's how to disable this feature.

First, open Settings by clicking on the **Start** menu and selecting the little gear icon (or you can press **Win + I** on your keyboard).



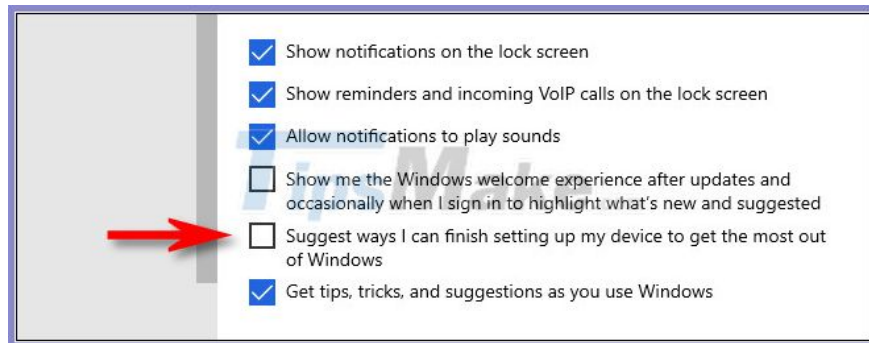
In **Settings** , click **System**.



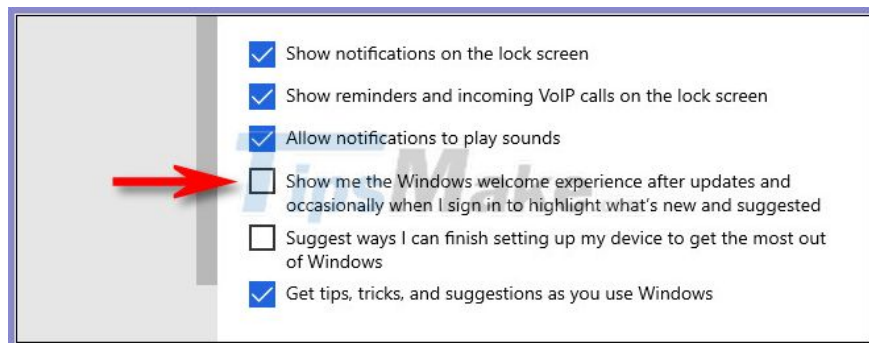
In **System** , select **Notifications & actions** in the sidebar.



On the **Notifications & actions** screen , uncheck the box of **Suggest ways I can finish setting up my device to get the most out of Windows** .



If you want to prevent another pop-up after an update - which suggests' What's New 'tips - you can also uncheck the box next to ' **Show me the Windows welcome experience after updates and occasionally when I sign in to highlight what's new and suggested** ' .



When you're done, close **Settings**. Then, next time you update, you won't see the **Get more out of Windows screen** anymore. The more streamlined Windows 10 experience is a must.

Hope you are succesful.

You finished reading the article "**How to turn off 'Get Even More Out of Windows' feature in Windows 10**" edited by the [TipsMake](#) team. We hope this article has provided you with many useful tech tips and tricks. You can search for similar articles on tips and guides. Thank you for reading and for following us regularly.