

How to turn off Facebook Platform to stop sharing personal data

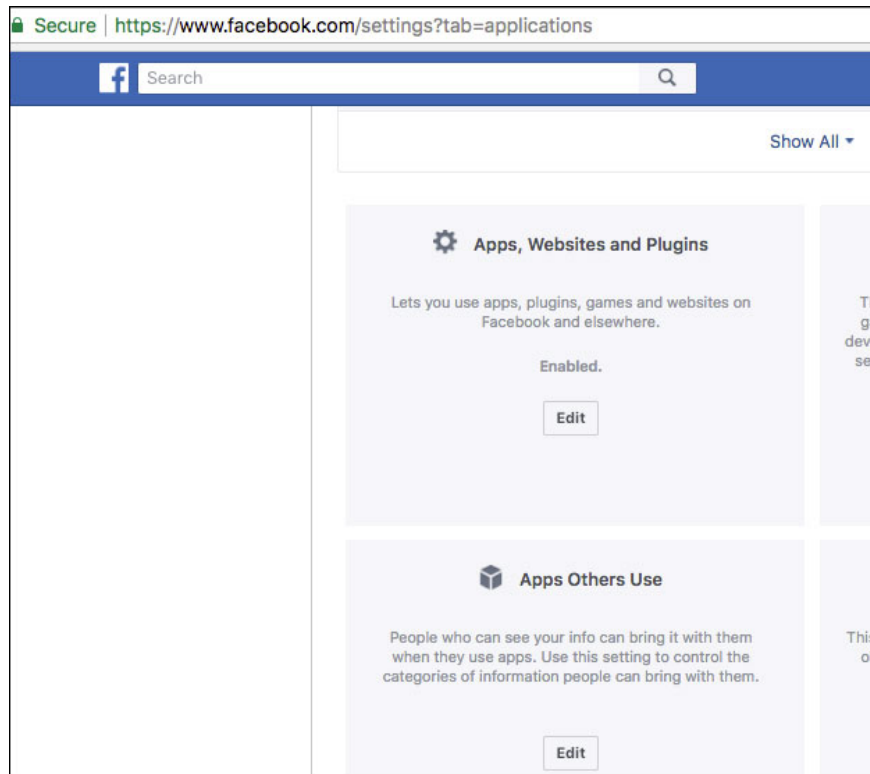
If you don't want data to pass through Facebook's API, change your privacy settings by turning off Facebook integration to 3rd party websites and applications.

Just recently, Facebook let Cambridge Analytica, a company that analyzed data access for more than 50 million users in 2014. They also raised many questions about the impact of presidential elections at America 2016.

That's just a few examples of how your data on social networks, specifically Facebook, isn't as secure as promised. Of course, you can opt out of Facebook, but in modern life it doesn't seem like a reasonable solution.

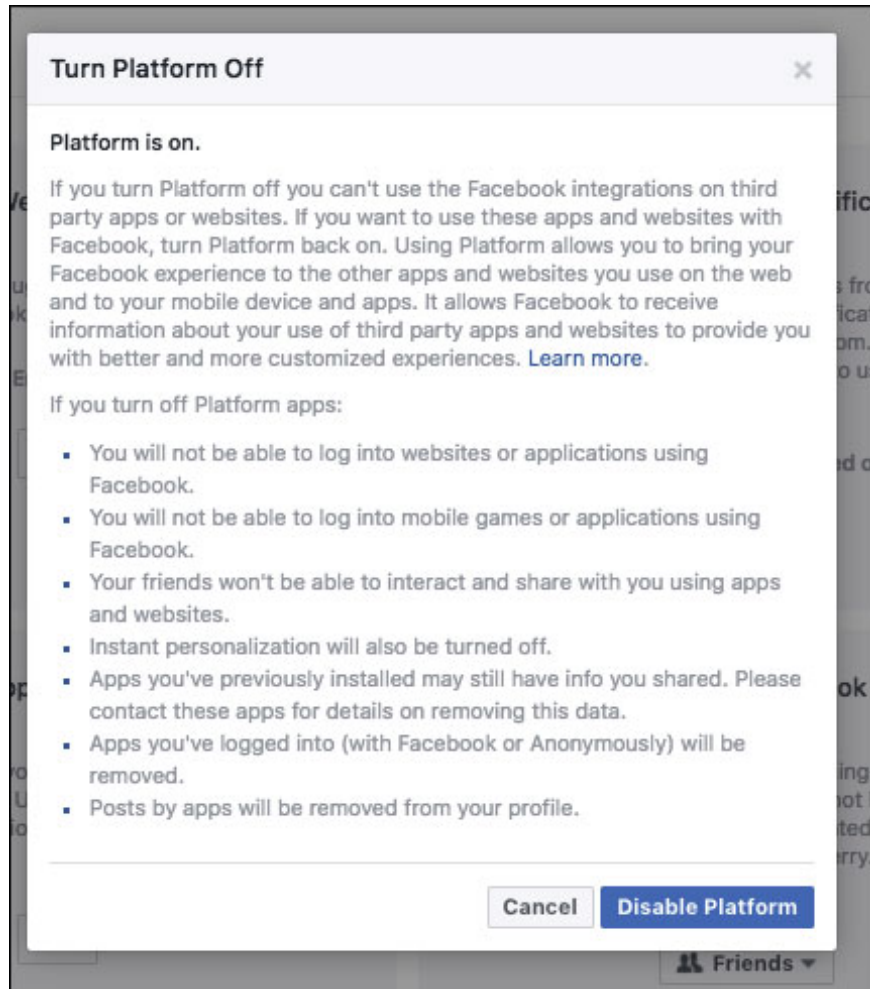
If you don't want data to go through Facebook's API, change your privacy settings by turning off Facebook integration to third-party websites and applications. Note that this will disable all background apps. platform (like Farmville, Twitter or Instagram) and you can't log in to these pages with Facebook.

Step 1: Log in to **Facebook**, open **App Settings** by going to **Settings Menu > Apps**.



Set up applications in Facebook

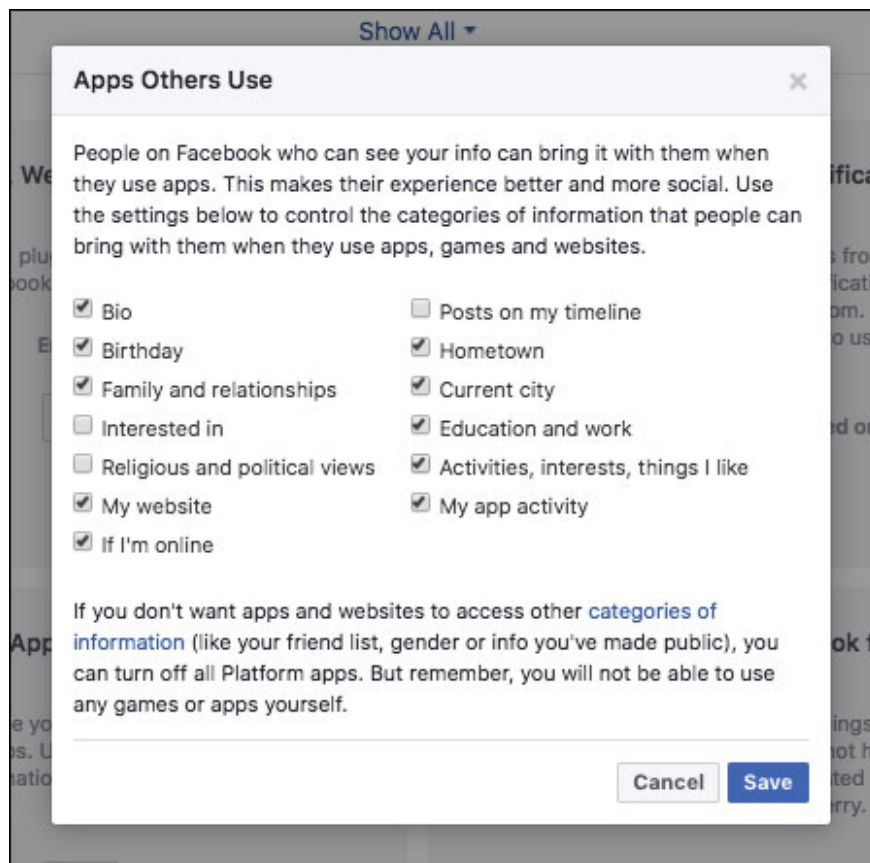
Step 2: Click **Edit** button under **Apps, Websites and Plugins** and select **Disable Platform**.



Turn off integration with Facebook's 3rd party websites and applications

If disconnecting entirely to other websites and applications is inconvenient, you can limit access to personal information. By default, anyone who sees your information can get it when they use the application. To limit this, follow the way below.

From the **App Settings** page earlier, choose **Edit** under **Apps Others Use** and choose the type of information you don't want others to access.



Select data types that do not want others to view

See more:

1. After the scandal revealed data of 50 million accounts, social network users called to delete Facebook accounts
2. Want to disappear from the Internet, do you think erasing your social network account is done?
3. This is why I stopped using Facebook and Twitter after 10 years of use

You finished reading the article "**How to turn off Facebook Platform to stop sharing personal data**" edited by the [TipsMake](#) team. We hope this article has provided you with many useful tech tips and tricks. You can search for similar articles on tips and guides. Thank you for reading and for following us regularly.