

# How to turn off email sending notification sound on Apple Mail

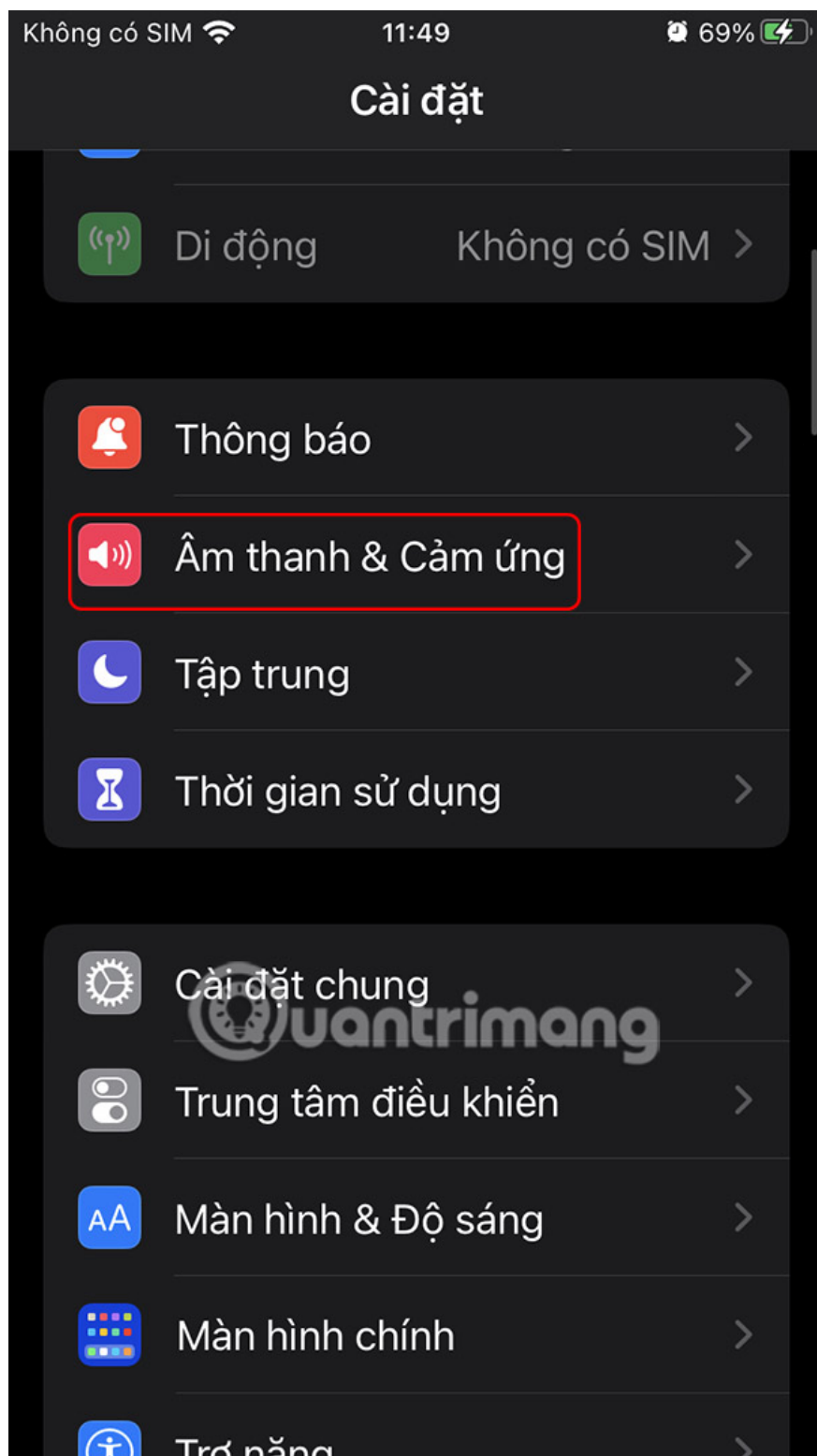
If you send a lot of messages, the sending sound notification on Mail is very annoying. In case you do not want to use the sending sound notification on Mail on iPhone, follow the article below.

When you send an email on the Apple Mail application, there will be a notification sound to let us know that the email has been sent. However, if you send many messages, the sending sound notification on Mail is very annoying and unnecessary. In case you do not want to use the Mail sending sound notification on iPhone, follow the article below.

## How to turn off Apple Mail sending notification sound

### Step 1:

First, click on Settings on iPhone, then click on **Sound & Haptics** to adjust.

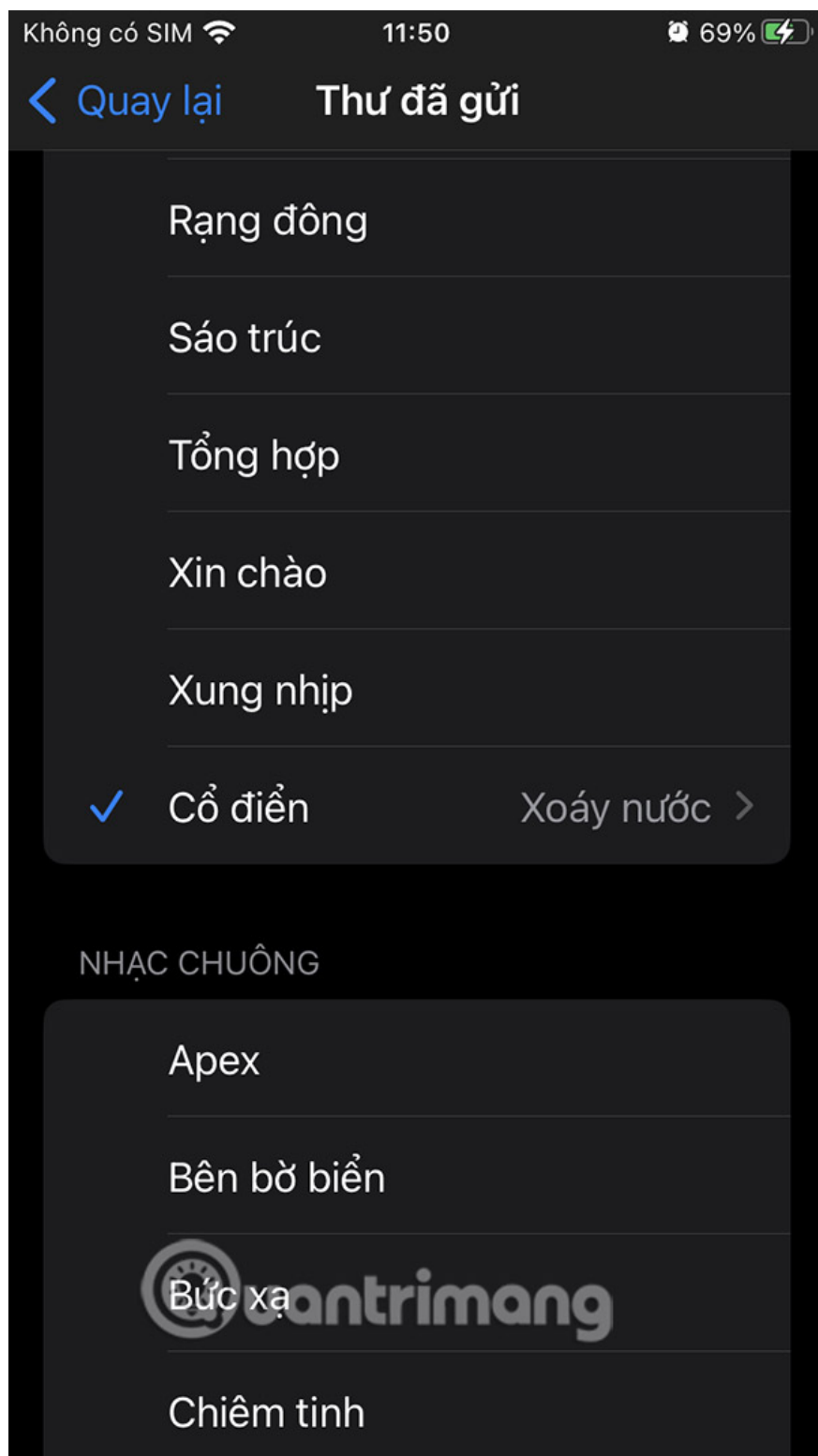


Display a list with notification sounds on iPhone, users **click on Outgoing mail** to adjust the notification sound of outgoing mail on iPhone.



### Step 2:

Displays the notification sound selection interface, you can **choose another email sending notification sound** you want on your iPhone if you don't like the current sound in use.



### Step 3:

To turn off the email sending sound on iPhone in the Mail app, you swipe up to the top and then tap None. Now emails sent on iPhone will not have a sound as before. You can also set the vibration mode when sending emails on iPhone.

[Quay lại](#)

Thư đã gửi

STORE

Tone Store

Tải về tất cả các âm báo đã mua

Việc này sẽ tải về tất cả các nhạc chuông và cảnh báo đã mua bằng tài khoản "download@meta.vn".

ÂM CẢNH BÁO

Không có

Đàn dây

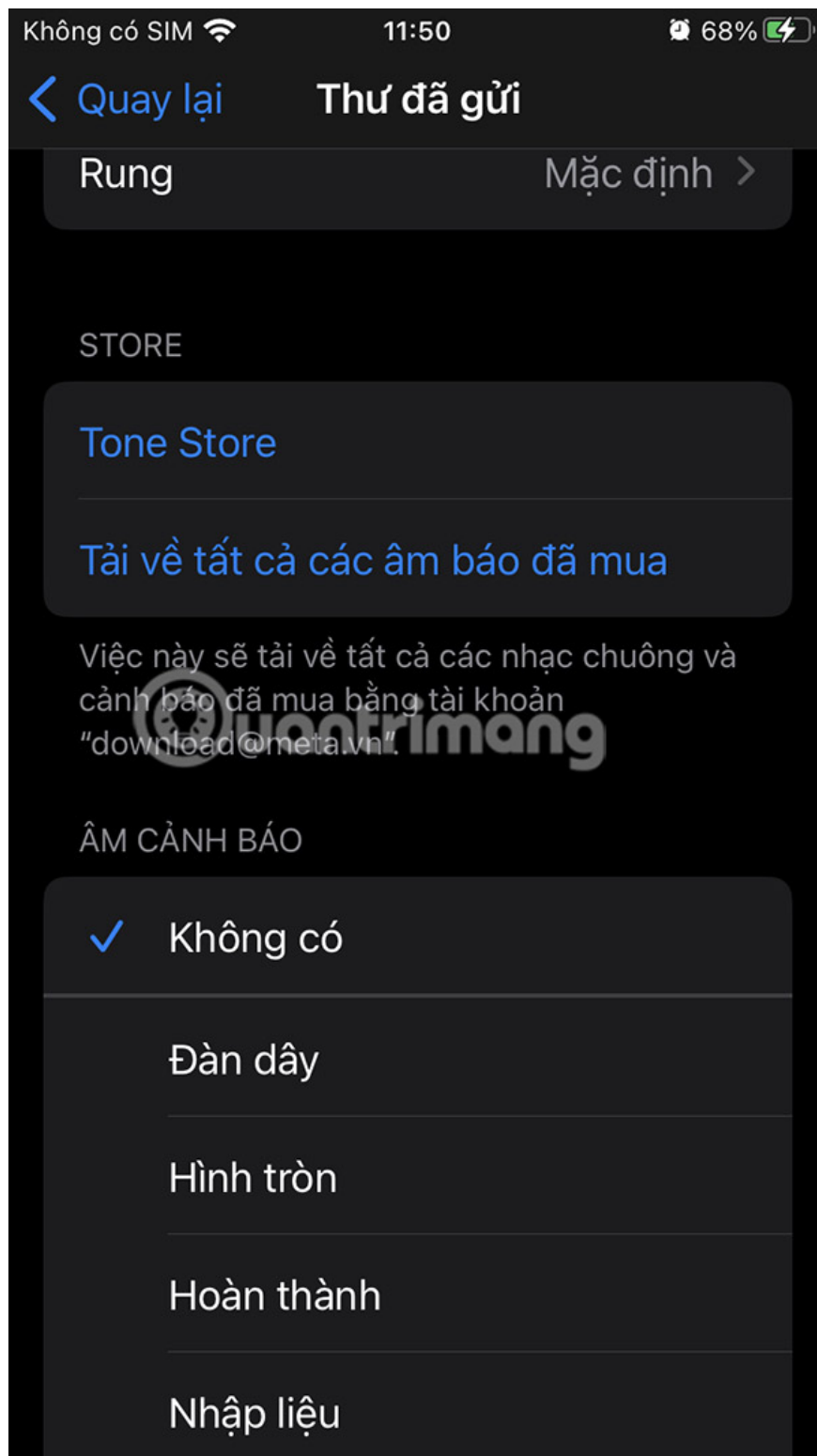
Hình tròn

Hoàn thành

Nhập liệu

Nổ bóng ngô





You finished reading the article "**How to turn off email sending notification sound on Apple Mail**" edited by the [TipsMake](#) team. We hope this article has provided you with many useful tech tips and tricks. You can search for similar articles on tips and guides. Thank you for reading and for following us regularly.