

How to turn off, disable, or hide Adblock

Adblock is a browser extension that allows users to block ads; however, you should disable Adblock and avoid overusing it, as ads can sometimes provide a lot of useful information.

Completely disabling Adblock is simple and not difficult at all, but you need to know that using it to block ads on Chrome, Firefox, or Opera is something you shouldn't do. It obscures ad information that you might need or want to know, and it also affects the revenue of websites and those who work day and night to update good content for you. Therefore, TipsMake advises you not to overuse ad blockers on Chrome, Firefox, or Opera and to limit their use. Only use them when ads are bothering you excessively.




And nowadays, some websites require you to disable Adblock, so if you don't know how to turn it off, you won't be able to access that website, which contains the content you need.

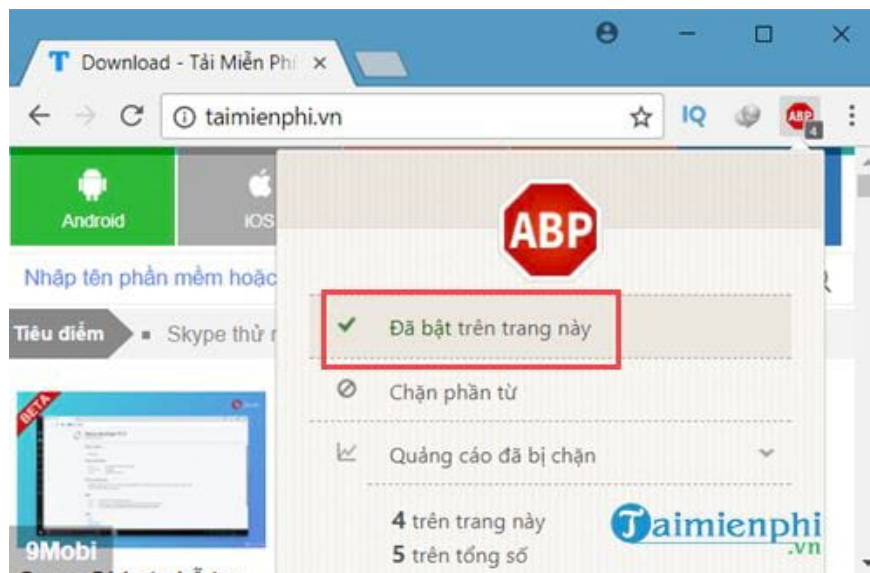
Instructions on how to turn off, disable, or hide Adblock in your browser.

1. How to temporarily disable Adblock on a website

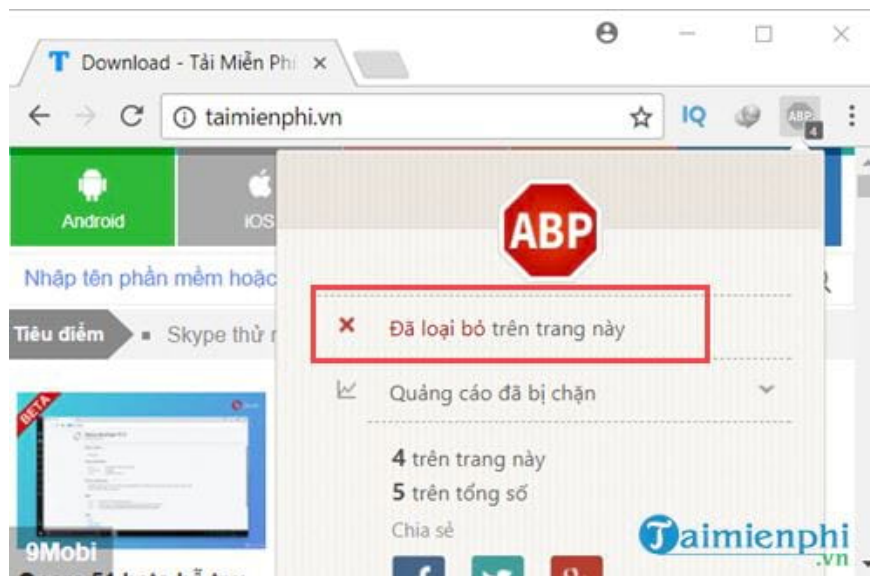
Step 1: First, let's learn how to temporarily disable Adblock on a website. First, click on **the Adblock icon**.



Step 2: Then click on "Enabled" on this page .




Step 3: When you see a message like the one below, the process of disabling Adblock is complete, and you just need to press F5 to reload the page.

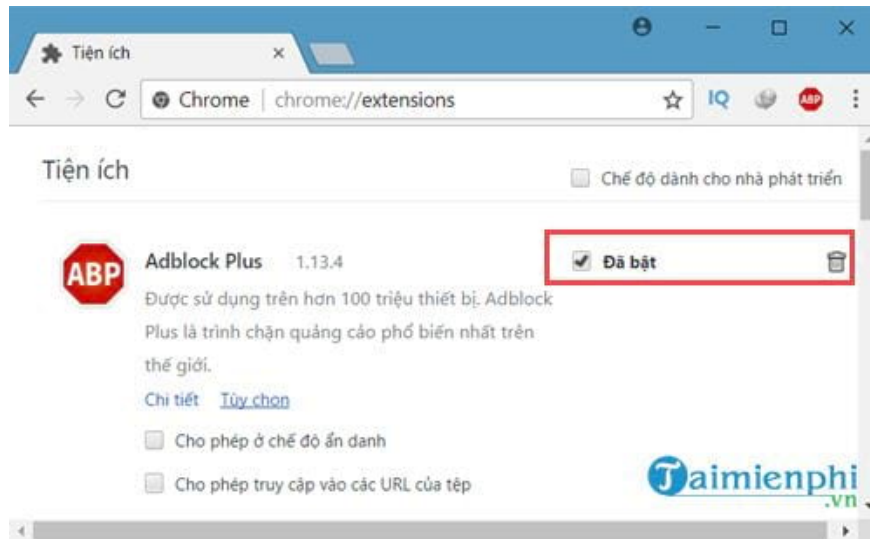


2. How to disable Adblock on Chrome

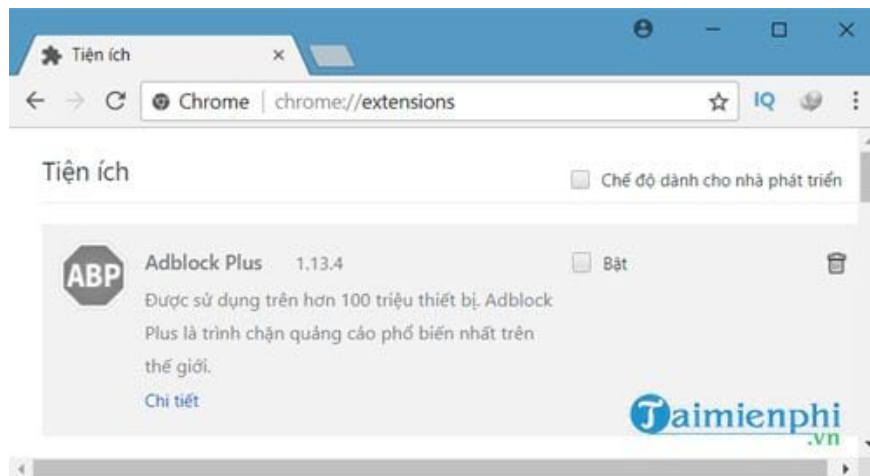
Step 1: To disable Adblock on Chrome, you need to enter the following address: **chrome://extensions** .



Step 2: Here, uncheck the "**Enabled**" box to turn off Adblock, or click **the trash can icon** to permanently delete it.

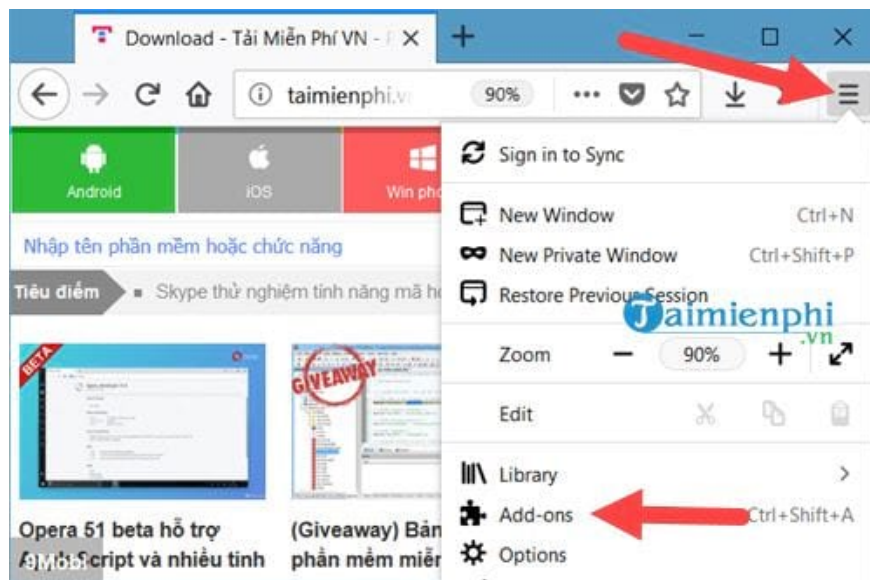


The result shown in the image below indicates that you have successfully disabled Adblock on Chrome.

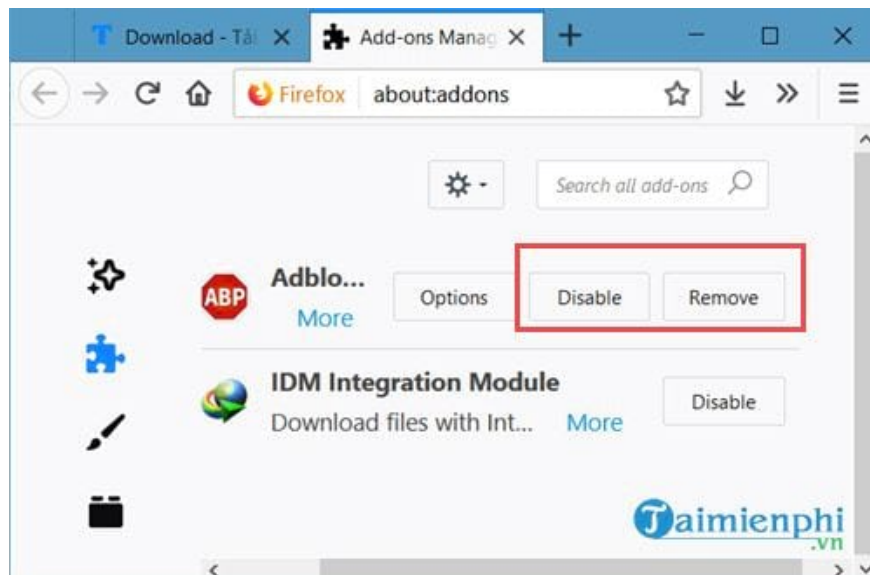


3. How to disable Adblock on Firefox


Step 1: To disable Adblock in Firefox , go to **Settings** and select **Add-ons** , or press the keyboard shortcut **Ctrl + Shift + A**.



Step 2: Here you can easily see the Adblock icon; press **Disable** to turn it off or **Remove** to completely delete it.

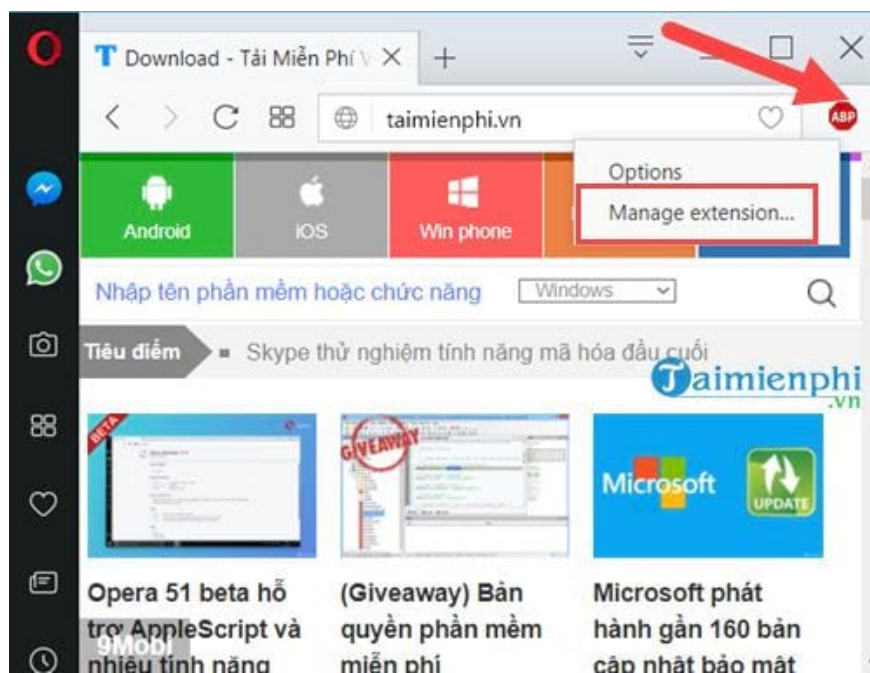


When Adblock turns gray as shown in the image below, it means you have successfully disabled Adblock.

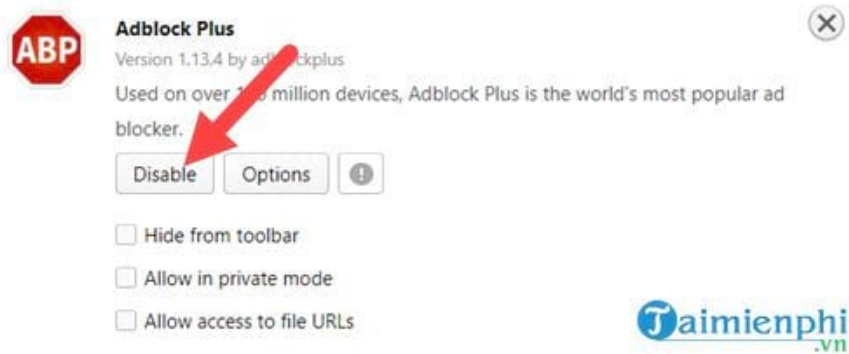


4. How to disable Adblock on Opera

Step 1: On Opera , it's quite simple; just right-click on the **Adblock** icon and select **Manage extensions** .



Step 2: Then, go to **Disable** and you're done.

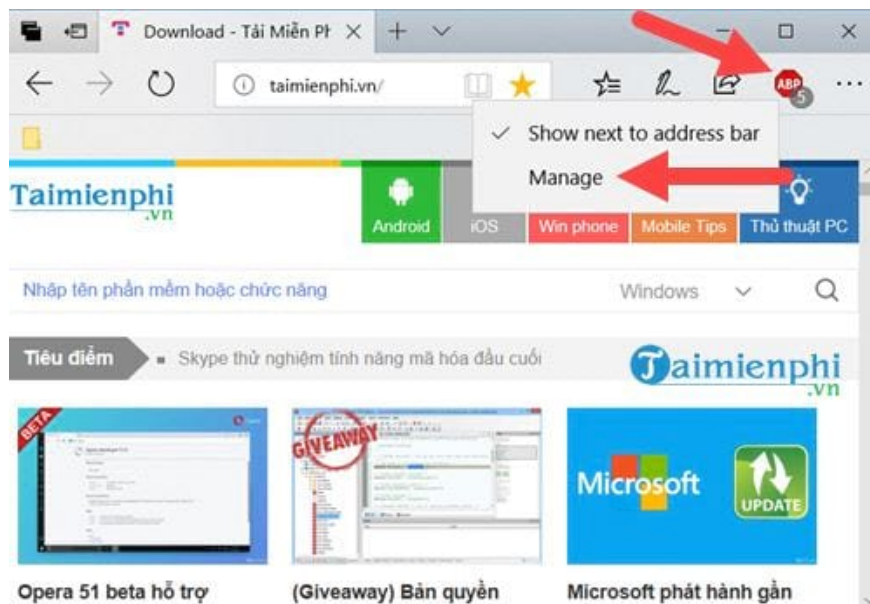


And if Adblock is grayed out, it means that disabling Adblock was successful.

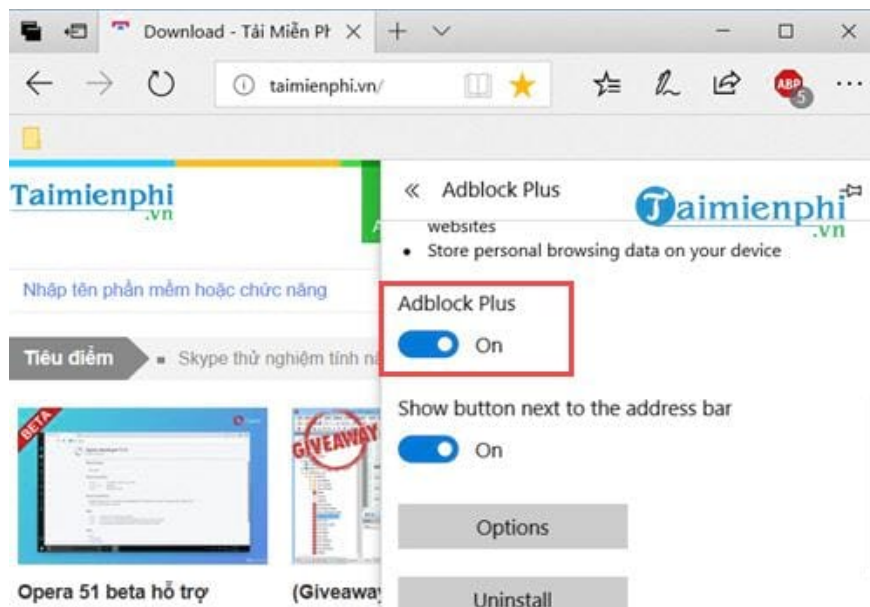


5. How to disable Adblock on Edge

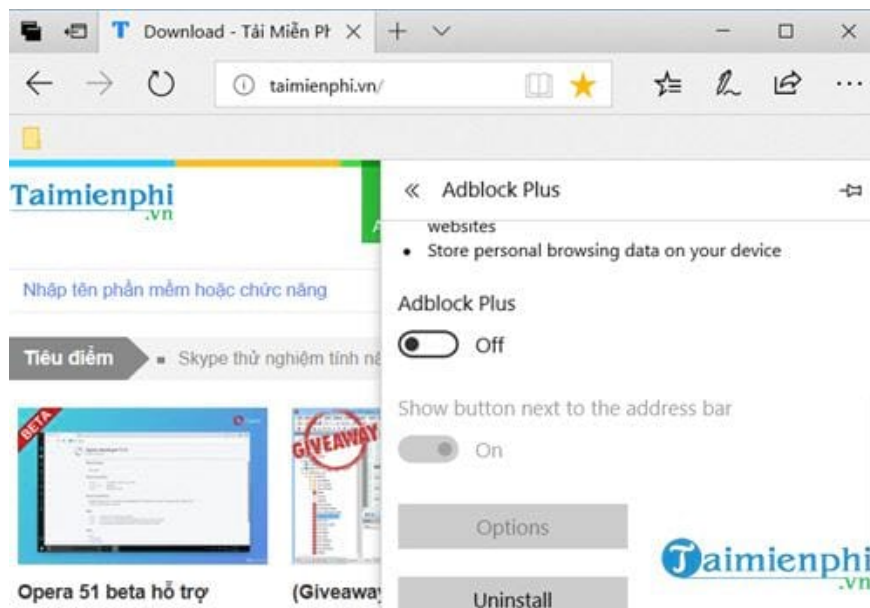
Step 1: The Edge browser installation process is a bit more complicated, but disabling Adblock is completely the opposite, and you can do it exactly the same way as on Opera.



Step 2: Here, simply toggle the Adblock feature **to the left** to complete the process of disabling Adblock.



And if you don't like it, you can click **Uninstall** to remove Adblock.



Above is a guide on how to disable Adblock on current Chrome, Firefox, Opera, and Edge browsers. As TipsMake mentioned, disabling ads is not recommended when browsing the web, and you should use it to disable YouTube ads when watching movies, for example. There are many ads, and disabling YouTube ads will improve your experience, but it's best to avoid or limit them when browsing the web.

You finished reading the article "**How to turn off, disable, or hide Adblock**" edited by the [TipsMake](#) team. We hope this article has provided you with many useful tech tips and tricks. You can search for similar articles on tips and guides. Thank you for reading and for following us regularly.