

How to turn off notifications for connected Bluetooth devices on Windows

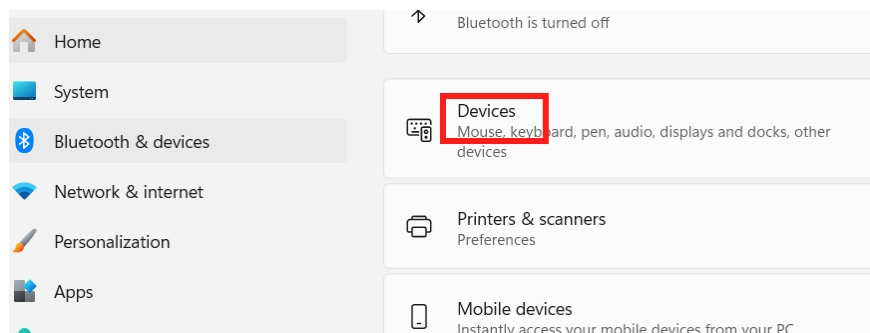
By default, Windows 11 displays a notification when a new Bluetooth device connects. We can adjust whether or not to enable or disable notifications for new Bluetooth device connections.

You can connect various Bluetooth devices to your computer, such as phones, headphones, speakers, fitness trackers, mice, and keyboards. By default, Windows 11 displays a notification called "Add a device" when a new Bluetooth device connects. You can then accept or reject the connection from this notification. You can adjust the settings to enable or disable notifications for newly connected Bluetooth devices on your computer using the instructions below.

Turn Bluetooth device connection notifications on and off in Windows.

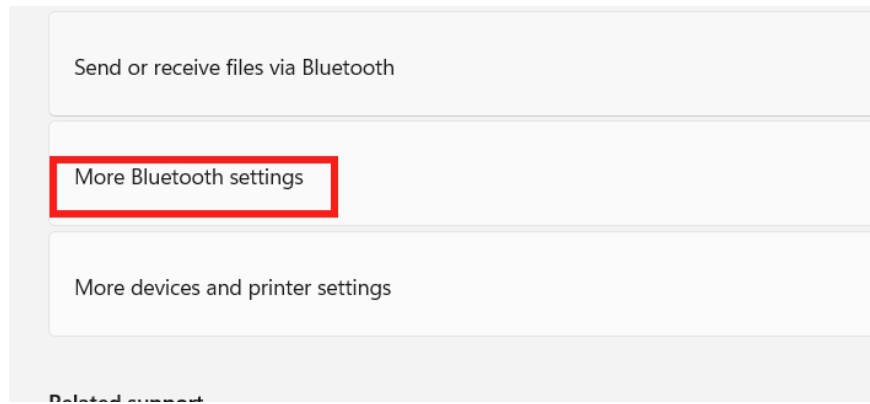
Step 1:

Open **Settings** on your computer, then click on **Bluetooth & devices** on the left side of the interface. Next, look to the side and **select Devices**.



Step 2:

In the new interface, users **select "More Bluetooth settings"** under "Related settings" to expand the settings for Bluetooth devices on their computer.

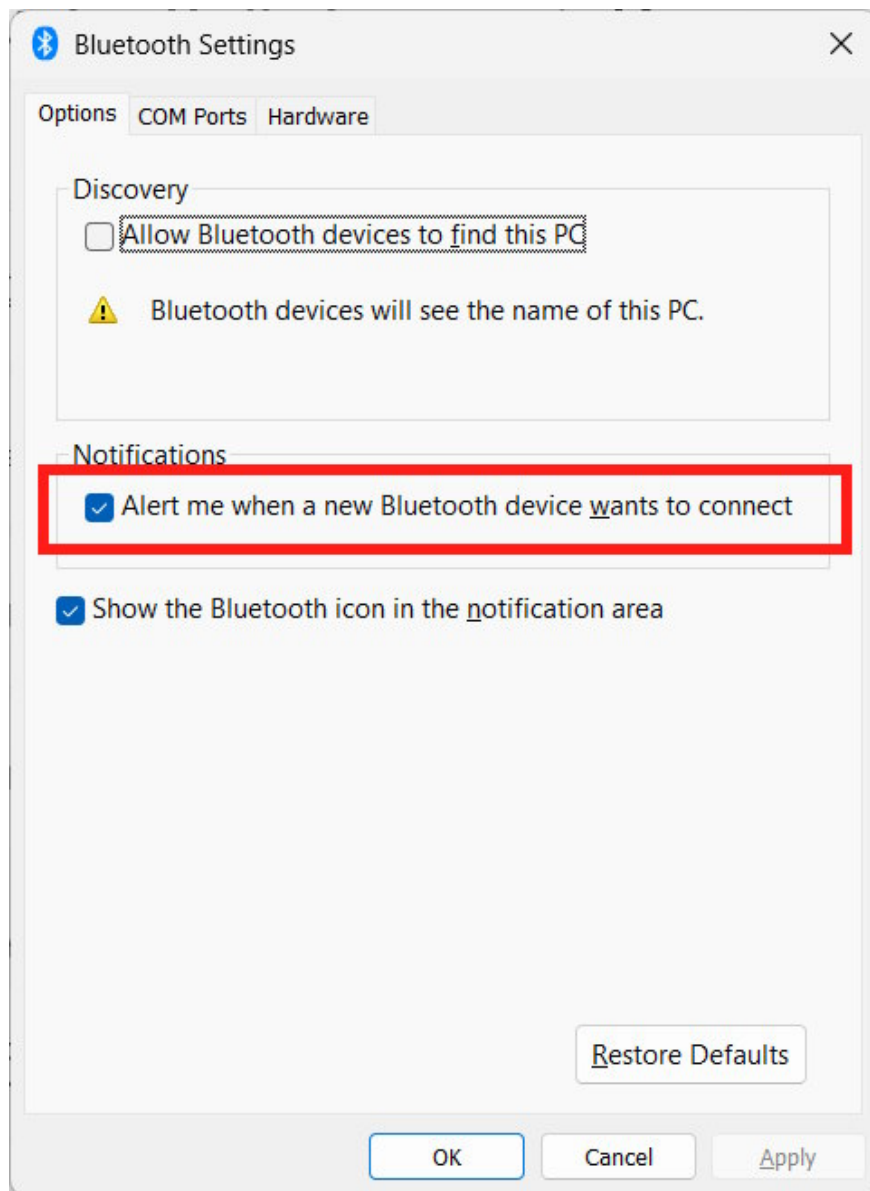


Step 3:

In the window that appears, click **on the Options tab** to make adjustments.

Check the box "Alert me when a new Bluetooth device wants to connect" to enable notifications when a new Bluetooth device connects to your computer.

If you don't want notifications to appear, simply uncheck this option.



Enable or disable notifications for new Bluetooth device connections via the Registry.

To enable connection notifications to your computer

```
reg add "HKEY_CURRENT_USERSoftwareMicrosoftBluetoothAuthenticationAgent" /v Accept
```

To turn off Bluetooth connection notifications to your computer.

```
reg add "HKEY_CURRENT_USERSoftwareMicrosoftBluetoothAuthenticationAgent" /v Accept
```

You finished reading the article "**How to turn off notifications for connected Bluetooth devices on Windows**" edited by the [TipsMake](#) team. We hope this article has provided you with many useful tech tips and tricks. You can search for similar articles on tips and guides. Thank you for reading and for following us regularly.