

# How to turn off content suggestions on Excel

When you enter content in Excel, the system will save the content and make suggestions for other content, if the first character is the same. So how to turn off input suggestions in Excel?

Excel has a predictive feature, or suggestions for content entry. When a user enters content into a cell, Excel automatically remembers that content. If you enter the data in the next cell with the same character as the above, you will see a text entry. Although this feature helps users enter data, the content is fast but causes no annoyance.

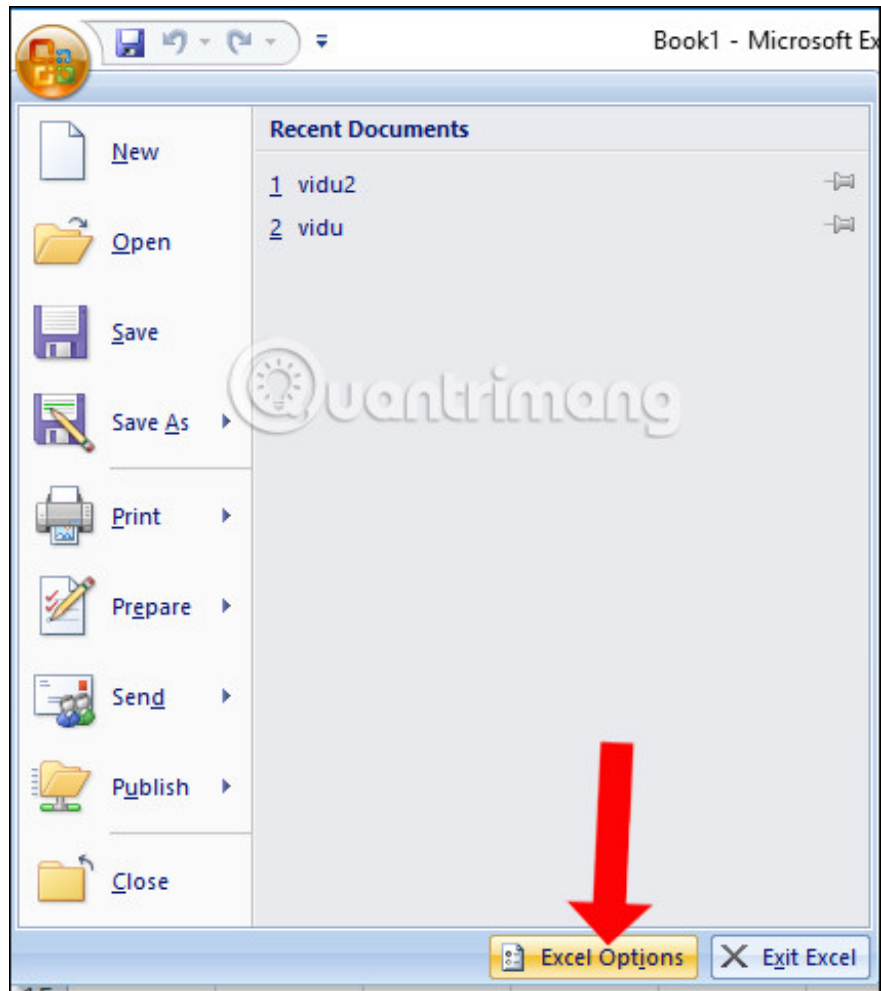
Then we will have to perform the operation to delete the first character by default Excel is the same, to enter new content. The following article will guide you how to delete content suggestions on Excel.

1. 7 time-saving tips when using Microsoft Excel
2. How to hide, show notes in tables on Excel
3. Complete guide to Excel 2016 (Part 11): Check spelling in the worksheet

## Instructions to turn off prediction on Excel

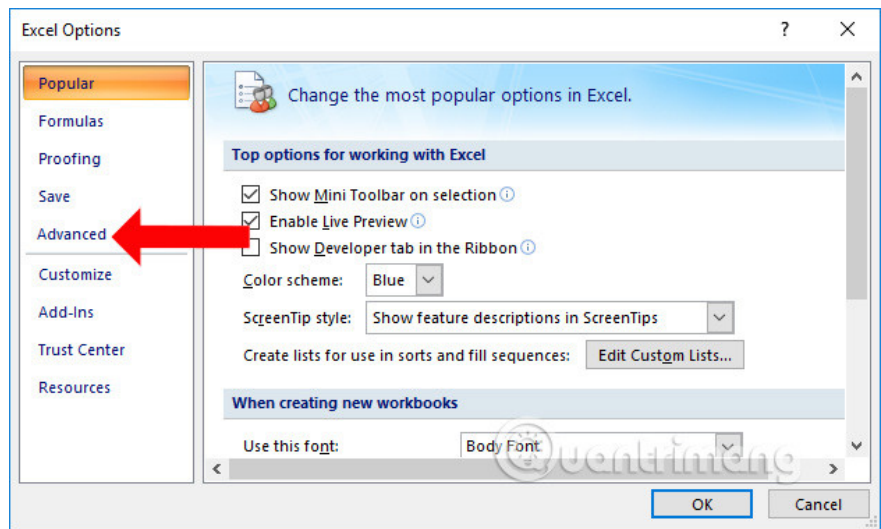
### Step 1:

Users click on **the Office icon** in the upper corner and then select **Excel Options** .



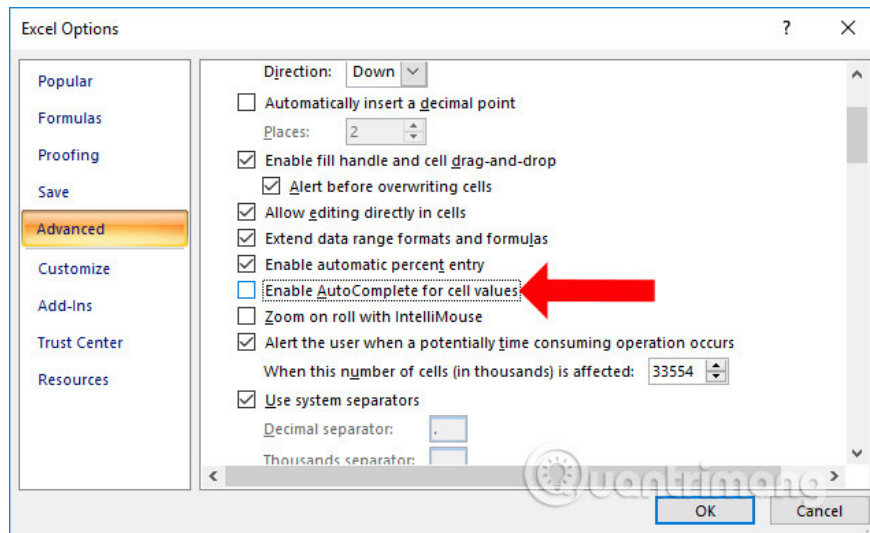
### Step 2:

In the options interface click on the **Advanced** settings group.



### Step 3:

Looking at the content on the right, go to the **Editing options** section and uncheck the **Enable AutoComplete for cell values** section . Finally click the Ok button to save the changes.



So when turning off the AutoComplete feature in Excel, the predictive feature to enter content on Excel will not appear. In case the user has to process an Excel table with multiple identical content, the AutoComplete feature should be turned on.

See more:

1. How to fix Errors were detected while saving files in Excel 2010
2. How to use underline styles in Excel
3. How to insert a Word document into an Excel file

I wish you all success!

You finished reading the article "**How to turn off content suggestions on Excel**" edited by the [TipsMake](#) team. We hope this article has provided you with many useful tech tips and tricks. You can search for similar articles on tips and guides. Thank you for reading and for following us regularly.