

# How to turn off automatic language translation in Google Chrome

Automatic translation on Chrome always shows a translation message on the screen interface. So how to turn off this translation notification?

In order to make it easier for users to surf the web when reading foreign language content, Google Chrome has integrated the language translation feature with Google Translate, automatically displaying the Language Bar in the browser each time you access the country website. Although this translation feature supports us a lot, the automatic display of the Language Bar interface brings a lot of trouble for users, especially when you surf Chrome on the phone.

The interface of the language translation notification is always displayed on the screen interface, even though we have chosen not to translate the website content. So how to turn off the translation notification on Google Chrome? The following article will guide you how to turn off web page translation on Chrome.

1. How to convert Google Chrome to Vietnamese
2. Dictionary search utilities on Chrome should not be ignored
3. How to translate web pages into Vietnamese, English or any language
4. How to learn English on Chrome through the Remembermy utility

## Video instructions for turning off automatic translation on Chrome Android

### 1. How to turn off website translation automatically on Chrome Android

#### Step 1 :

When you go to a foreign website, immediately below it displays the language translation notice of the website into Vietnamese on Chrome, because the device is using Vietnamese.

# Quantrimang

## 和平精英

### 登录帐号



QQ登录



微信登录



NG (GIẢN THỂ)

TIẾNG VIỆT



Click **the 3 dots icon** in the top right corner of the screen and then **select Settings** in the displayed list. Next, click on **the Language section** to adjust the display language on Chrome.

8:44

82%

https://



Tab mới

Tab ẩn danh mới

Dấu trang

Các tab gần đây

Lịch sử

Nội dung đã tải xuống

Dịch...

Chia sẻ...



Tìm trong trang

Thêm vào Màn hình chính

Trang web cho máy tính



Cài đặt

Trợ giúp và phản hồi



NG (GI



8:45

82%



Cài đặt



Phương thức thanh toán

Địa chỉ và các tùy chọn khác

Thông báo

Nâng cao

Bảo mật

Truy cập

Cài đặt trang web

Ngôn ngữ

Chế độ thu gọn

Tắt

Nội dung đã tải xuống

Giới thiệu Chrome



### **Step 3:**

In the Language interface, users will see the option to **Offer to translate pages in other languages** ??that are always enabled. **Put the circle button to the left to turn off** this option.

Return to the Chrome interface on Android and reload the web page. As a result, you do not see the language translation proposal for the website displayed at the bottom of the screen.

# ← Ngôn ngữ



Các trang web sẽ hiển thị văn bản bằng ngôn ngữ ưu tiên của bạn khi có thể.

Tiếng Việt



Tiếng Anh (Hoa Kỳ)  
English (United States)



Tiếng Anh  
English



+ Thêm ngôn ngữ

Đề xuất dịch trang bằng các ngôn ngữ khác





# Ngôn ngữ



Các trang web sẽ hiển thị văn bản bằng ngôn ngữ ưu tiên của bạn khi có thể.

Tiếng Việt



Tiếng Anh (Hoa Kỳ)  
English (United States)



Tiếng Anh  
English



 Thêm ngôn ngữ

Đề xuất dịch trang bằng các ngôn ngữ khác





和平精英

腾讯自研反恐军事竞技手游

FB/9/2



# 和平精英

### 登录帐号

  
  
QQ登录  
  
微信登录

和平精英

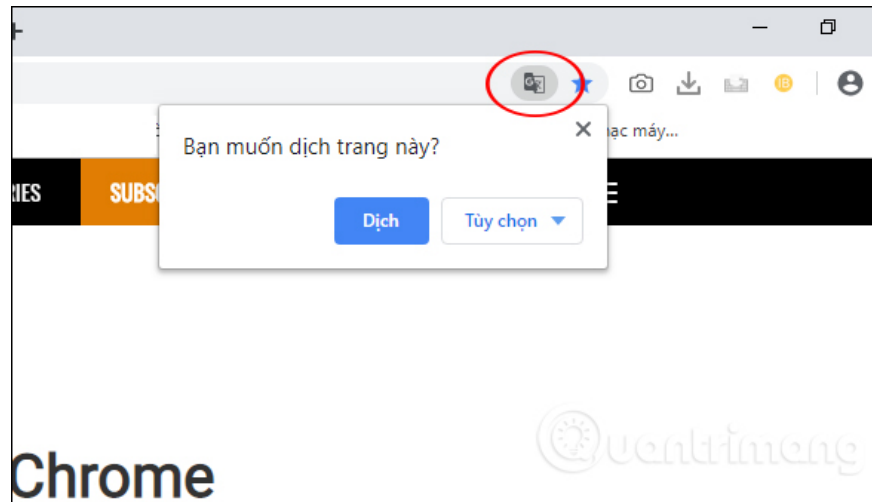
设置商店

进入游戏



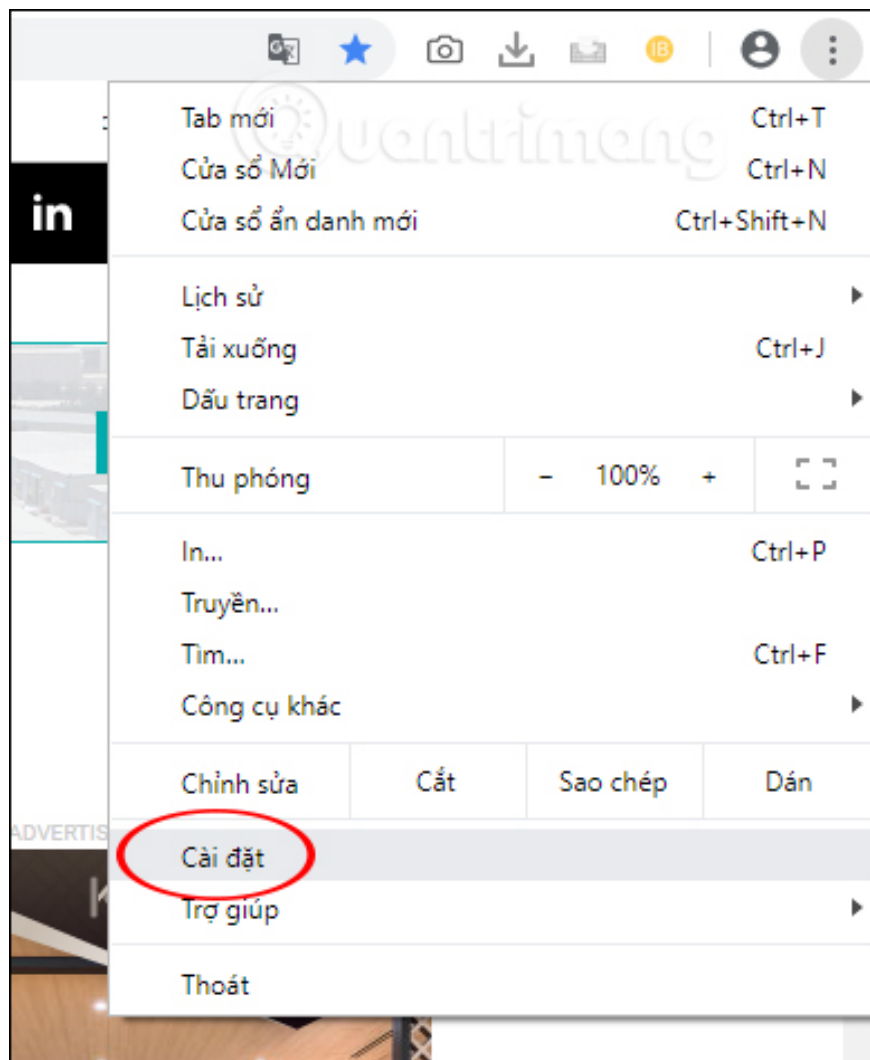
## 2. How to turn off automatic translation on Chrome

Similar to the Chrome version on Android, when users access Google Chrome on a computer and open a foreign website, the Language Bar will translate the website language with the Google Translate icon as shown below.



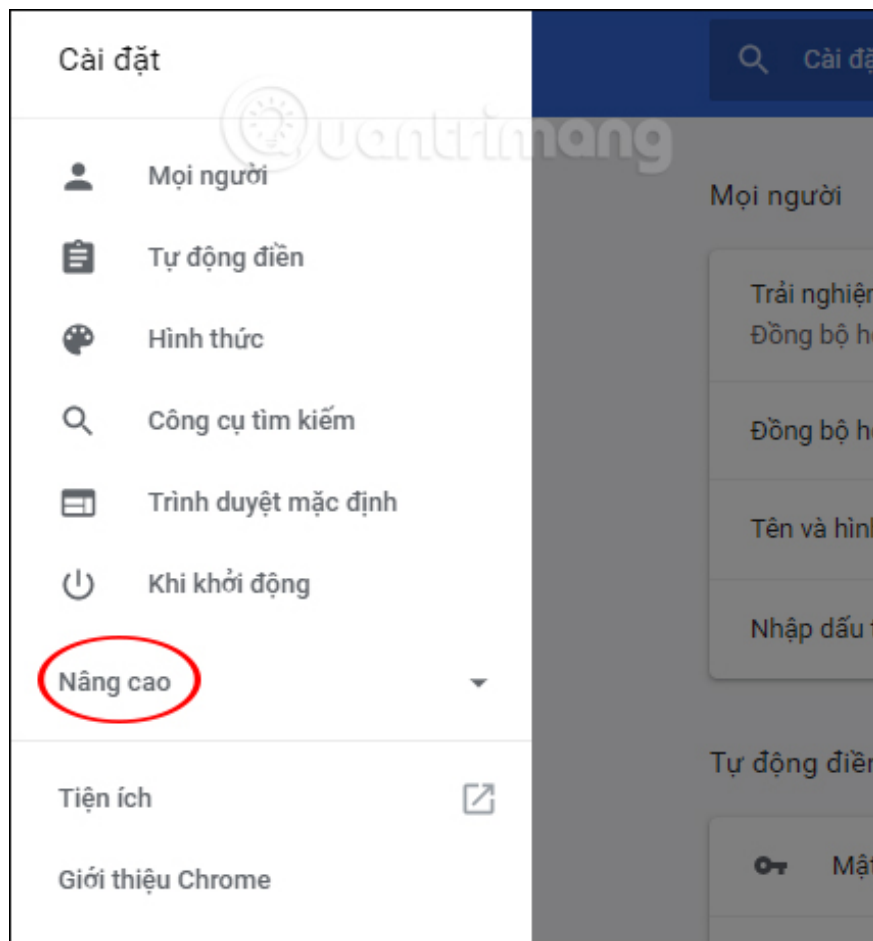
### Step 1:

At the web browser interface, click **the 3 dots icon** and then **select Settings** in the displayed list.

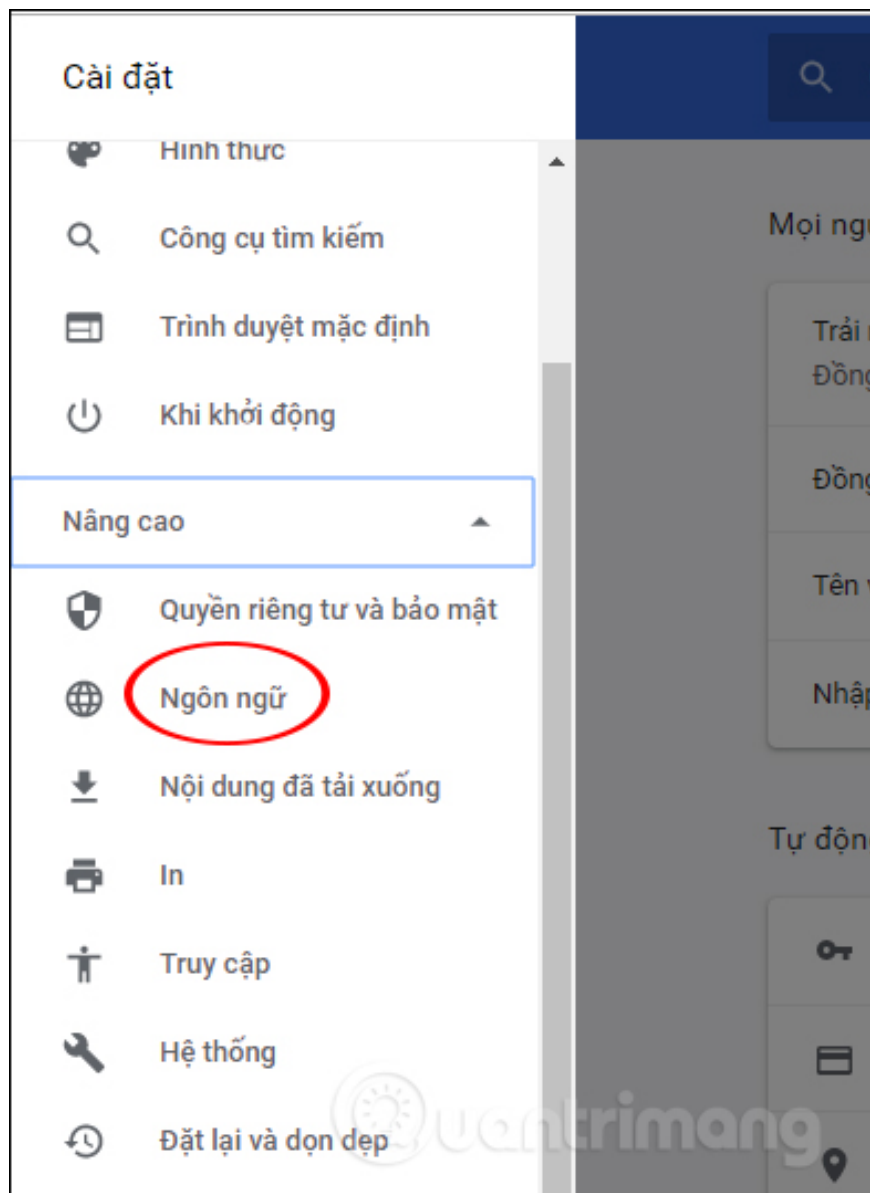


**Step 2:**

Click on **the 3 dashes icon** in the left corner of the screen and then click on **Advanced** to display more options for the browser.

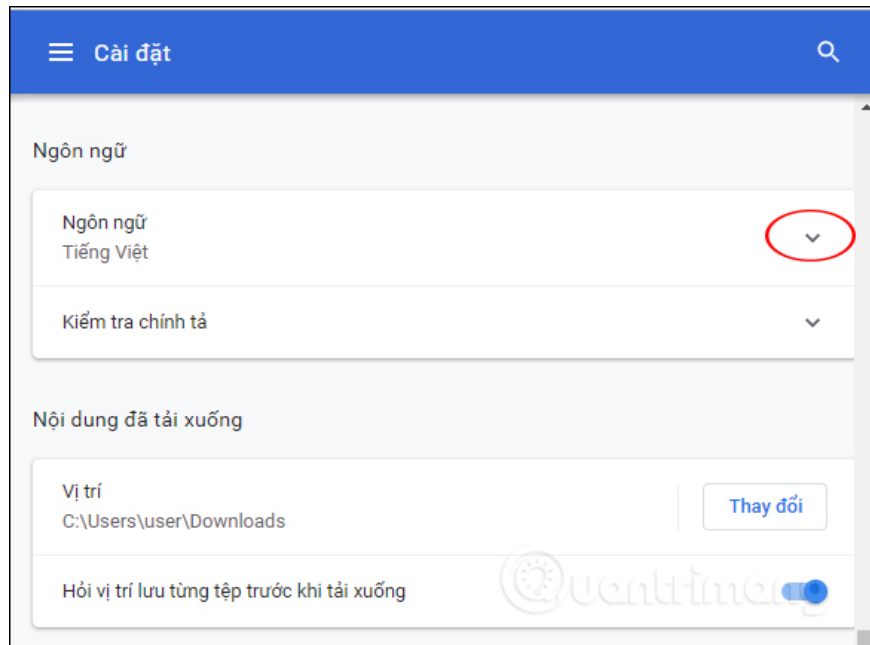


Then click on **the Language section** below to customize the display language for Chrome.



### Step 3

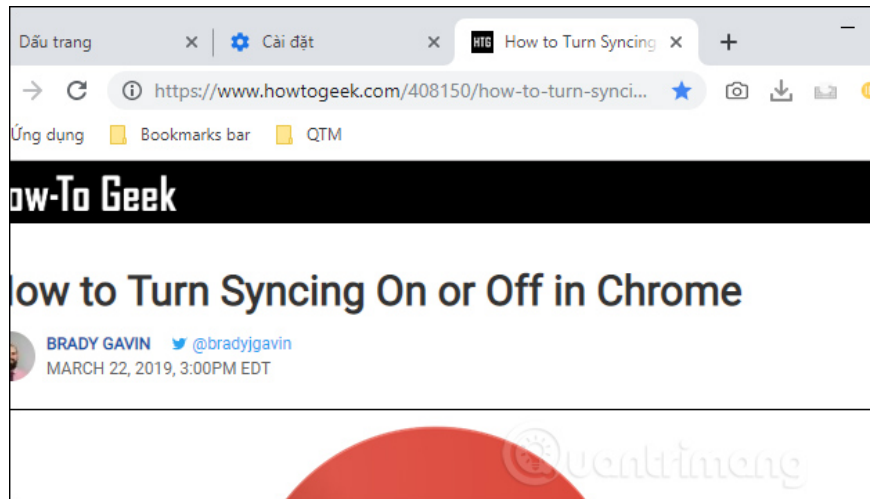
In the Language section, click **the drop-down triangle** .



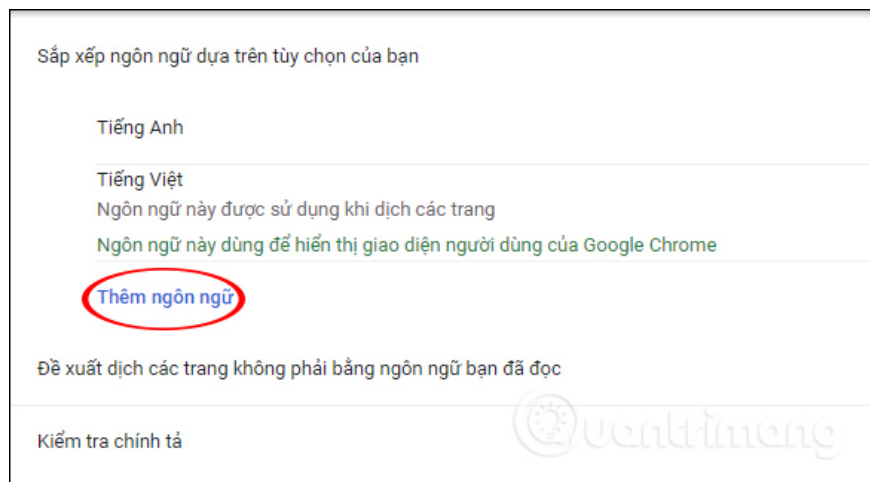
The display list also **turns off the Proposed translation of pages not in the language you read option** .



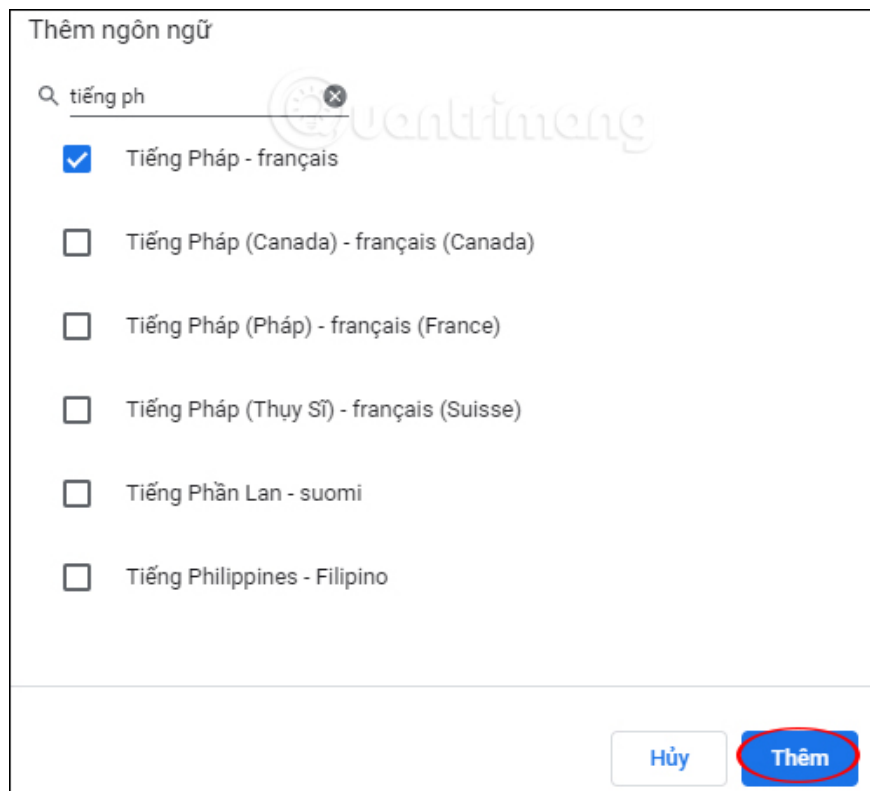
Finally, you reload the web page and no longer display the Language Bar offer as well as the Google Translate icon at the website address bar as before.



In addition, users can also add new languages ??for Chrome to suggest translating into this language. In the language setting interface, click **the Add language button** .



Display the interface to **select the language you want to add** to Chrome. Click on the language in the list and **select Add** below.



So after turning off automatic translation, the translation notification interface is no longer displayed in Chrome browser. As for the Chrome version on Android, there is a Translation option available in the options menu, so we don't need to turn on automatic translation.

## Video to turn off automatic translation on Chrome PC

I wish you all success!

You finished reading the article "**How to turn off automatic language translation in Google Chrome**" edited by the [TipsMake](#) team. We hope this article has provided you with many useful tech tips and tricks. You can search for similar articles on tips and guides. Thank you for reading and for following us regularly.