

How to turn off automatic Google login on Chrome

On Chrome 70, there is a feature that automatically blocks login to Google accounts like Gmail, YouTube ... on Chrome.

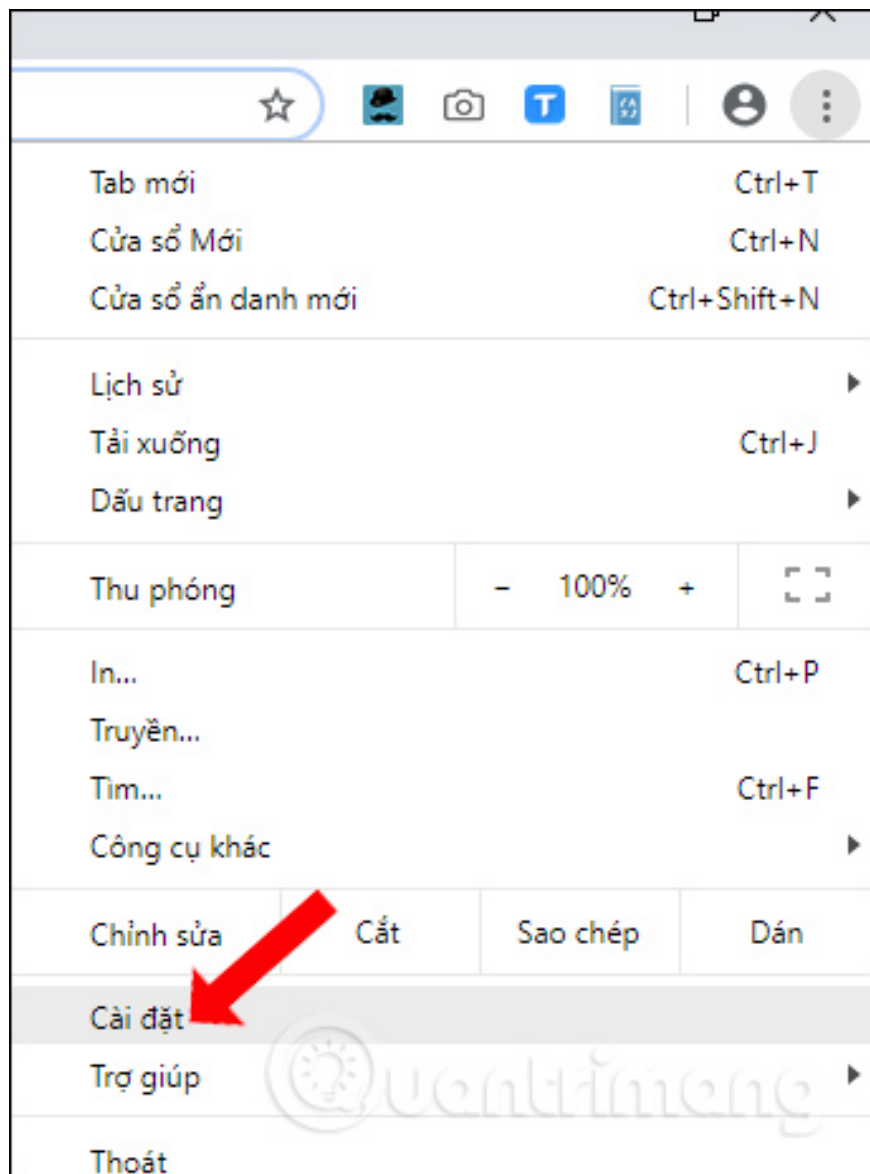
In Google Chrome, the Identity Consistency or Account Consistency feature allows Chrome to automatically log in to your Google account when users access services like Gmail, YouTube, etc. This will help synchronize data, especially copper. bookmark set on Chrome. However, this will also affect privacy when using Chrome, or if you exit your account, the synchronization of bookmark data will no longer be available. If Chrome you are using has upgraded to Chrome 70, you can turn off Identity Consistency if you do not need it.

1. How to log out of your Google account on devices
2. How to turn off auto-fill forms on Chrome
3. How to view the password, delete the saved password on Chrome

Instructions to turn off the Identity Consistency Chrome feature

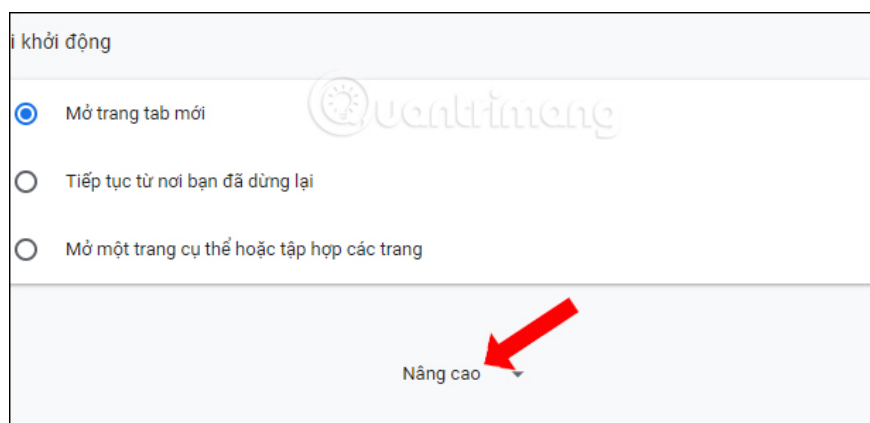
Step 1:

You open Chrome browser and then click on **the 3 dots icon** select **Settings** (Settings).



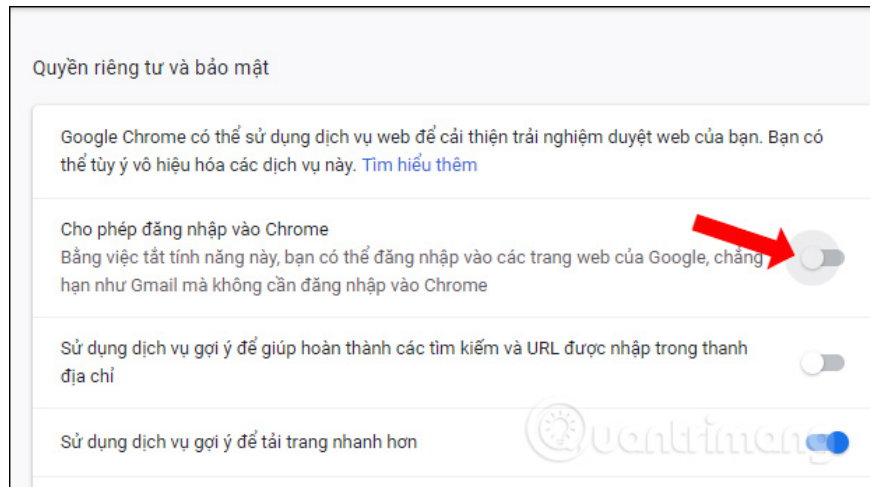
Step 2:

In the installation interface, click on **the Advanced button** (Advanced) below to expand the settings.

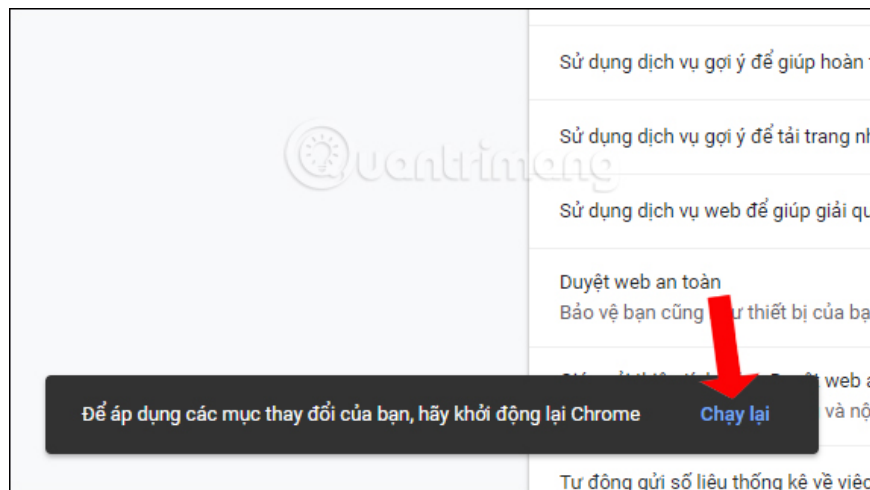


Step 3:

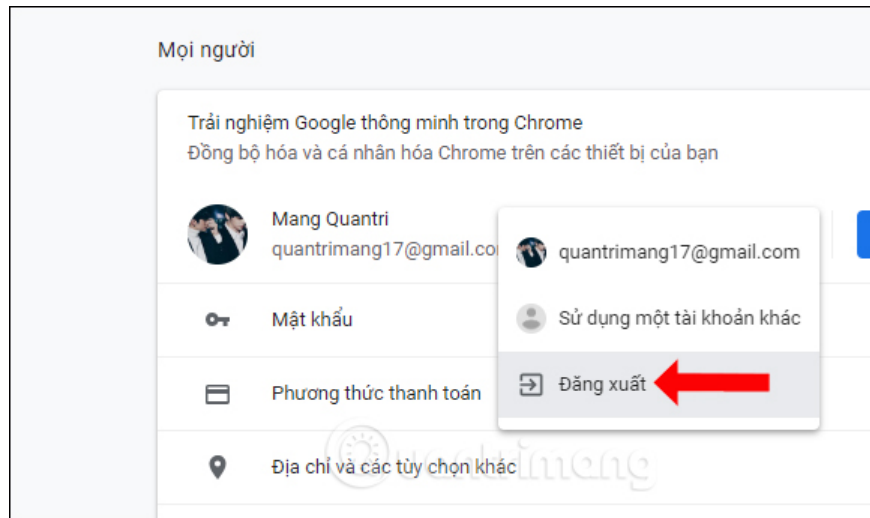
In the expanded interface, users find the Privacy and security (Quyền riêng tư và bảo mật) section. Then look under the **Allow Sign in Chrome option** (Cho phép đăng nhập vào Chrome). Put **the round button to the left** to turn off the Identity Consistency feature.



Finally press **the Run button** (Chạy lại) to restart the browser and apply the changes.



In case the user does not find the option Allow logging in to Chrome, please log out of the account that is logged in Chrome browser.



When turning off the feature, Chrome will not automatically use a Google account to log in to the browser when using services such as Gmail and YouTube. Data such as bookmarks, passwords, etc. will remain the same. Now you can freely log in to multiple Google accounts without worrying that Chrome will automatically retrieve account information.

See more:

1. [How to transfer all data from Chrome to Firefox](#)
2. [Fix the Google Chrome sync feature not working](#)
3. [Instructions to prevent Google from tracking your location](#)

I wish you all success!

You finished reading the article "**How to turn off automatic Google login on Chrome**" edited by the [TipsMake](#) team. We hope this article has provided you with many useful tech tips and tricks. You can search for similar articles on tips and guides. Thank you for reading and for following us regularly.