

How to turn off ads on Amazon

To limit ads or sponsorship products on Amazon, we can install support utilities.

When searching for products on Amazon, users definitely feel inconvenient when the ads appear constantly, with additional sponsorship products displayed in search results. To turn off ads on Amazon we can install the Amazon Lite utility. This utility will remove ads, products that are supported on the Amazon site. Then we will focus more on the product we are looking for. There will be no other products displayed in search results. The Amazon interface displays Google search bar after installing the gadget. The following article will guide you how to install Amazon Lite utility on Chrome.

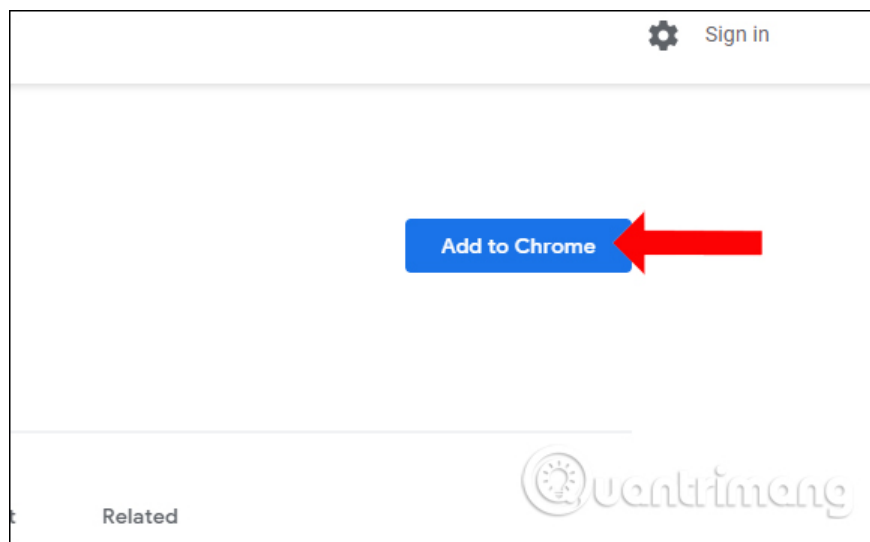
1. How to block ads when surfing the web
2. How to block ads on Windows 10
3. 9 effective ad blocking tools for faster browsing

Instructions to block ads on Amazon

Step 1:

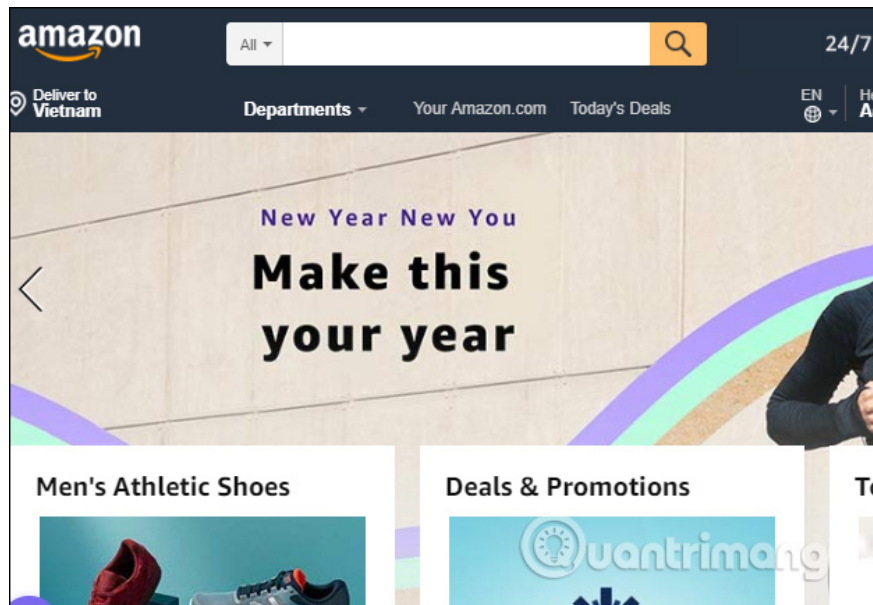
Users click on the link below to install Amazon Lite utility on Chrome browser.

1. Download the Amazon Lite Chrome utility



Step 2:

The Amazon interface before installation will look like the following. Above is the product search bar but there is more content next to it.



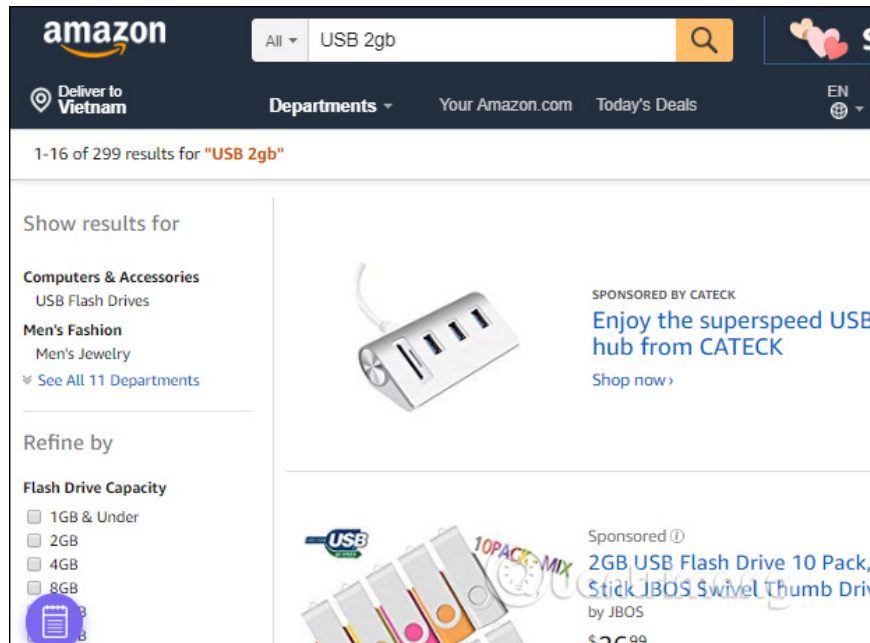
After installing the Amazon Lite utility, the Amazon homepage interface is much simpler, still has the search bar above but the surrounding content has been completely hidden. This interface is quite similar to the Google search page.

The interface has no suggested items below the search bar. The All section with search category categories is retained so that we can easily search for more products.

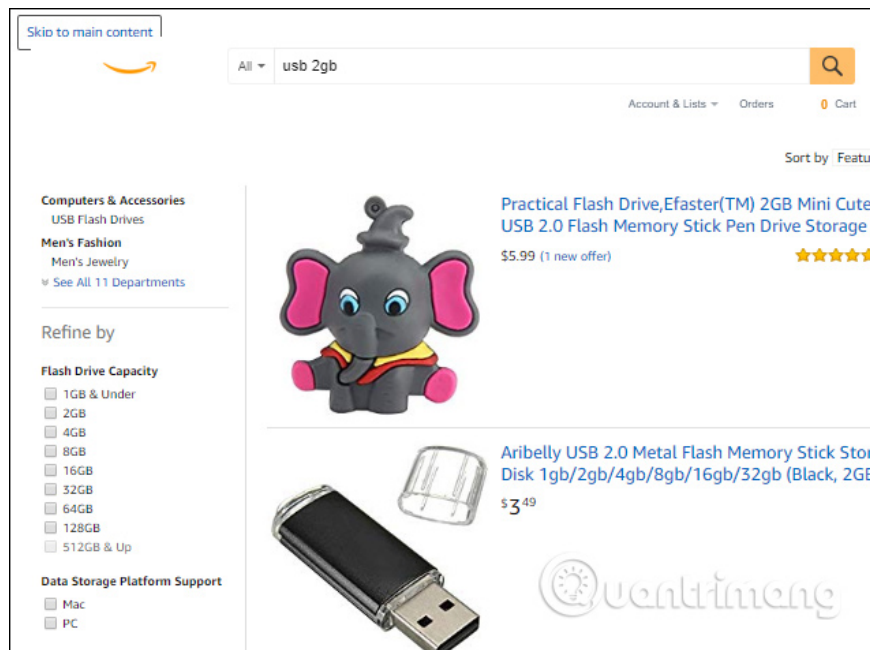


Step 3:

In the search results interface there will be additional products supported, before installing Amazon Lite utility, as shown below.



But after installing the utility will not show any supported products anymore. The page look is much cleaner.



Amazon Lite on Chrome utility helps users get a much simpler, leaner Amazon interface. All ads, sponsored products disappear from the page interface. Search results will be more realistic based on search keywords you enter in the search toolbar.

See more:

1. Instructions from A-Z how to remove advertising programs on Windows computers
2. How to block ads, turn off Youtube ads on iPhone
3. How to block ads on Android without rooting the device

I wish you all success!

You finished reading the article "**How to turn off ads on Amazon**" edited by the [TipsMake](#) team. We hope this article has provided you with many useful tech tips and tricks. You can search for similar articles on tips and guides. Thank you for reading and for following us regularly.
