


# How to Try Bumble Premium for Free

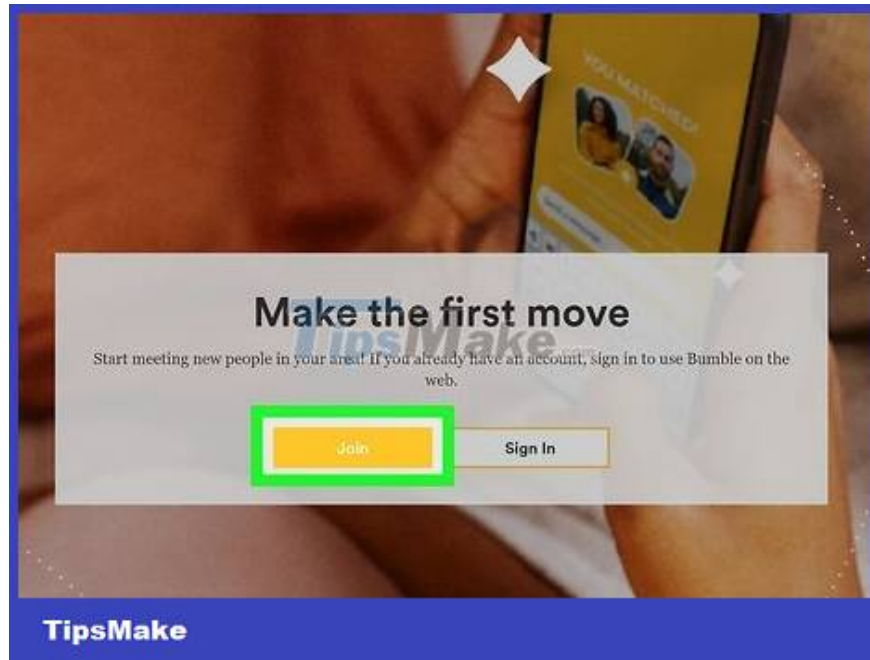
Do you want to experience the perks of the Bumble Premium package at no cost? When you create an account, you can sign up for a 14-day free trial of Bumble Premium and this is the only way you can experience the premium features without paying. Today's TipsMake will show you how to get the benefits of a Bumble Premium account for free by signing up for a free trial.

## Get a free trial of Bumble Premium



**Open Bumble.** The application has an icon similar to a honeycomb on a yellow background. If using a computer, you can visit <https://bumble.com>.

Free trials are *usually* only available for brand new accounts. If you already have an account and skipped the trial, you'll need to wait until Bumble offers a trial period for existing users who haven't tried the trial version before. When such an offer is available, you will receive a notification through the app or the web.



**Click or tap Join .** You can choose a login method such as a Facebook account or a phone number to create an account.

If you choose to use a phone number, you will receive a code via SMS to enter into the app.


**Create a password (if required).** You probably won't have to enter a password if you're using a phone or tablet.



**Upload your photo and build a profile.** You need to add photos that comply with Bumble's guidelines to avoid censorship. Use your best photos and fill out the entries in your profile carefully.

**Get a 14 day Boost trial**

And start increasing your matches right away!



Recurring Billing. Cancel anytime.

Your trial period will begin when you confirm your payment. Your trial period lasts 14 days. No money will be charged or held in your iTunes account before the end of your trial

**TipsMake**

**Accept the trial period of Bumble Premium.** If you weren't offered a free trial before the first match appeared, try closing and reopening Bumble. Some users report that it can take a few days before the free trial is announced.

As long as you cancel your subscription before the free trial period ends, you will not be billed for Bumble Premium benefits.

Note: you will not be charged unless you decide to continue using Bumble Premium.

If you decide to continue with the Bumble Premium plan, you can cancel at any time.

**Is the Bumble Premium package worth the money?**



Not sure yet Capricorn

Left Spiritual Vaccinated

My interests

Design Writing Theatre

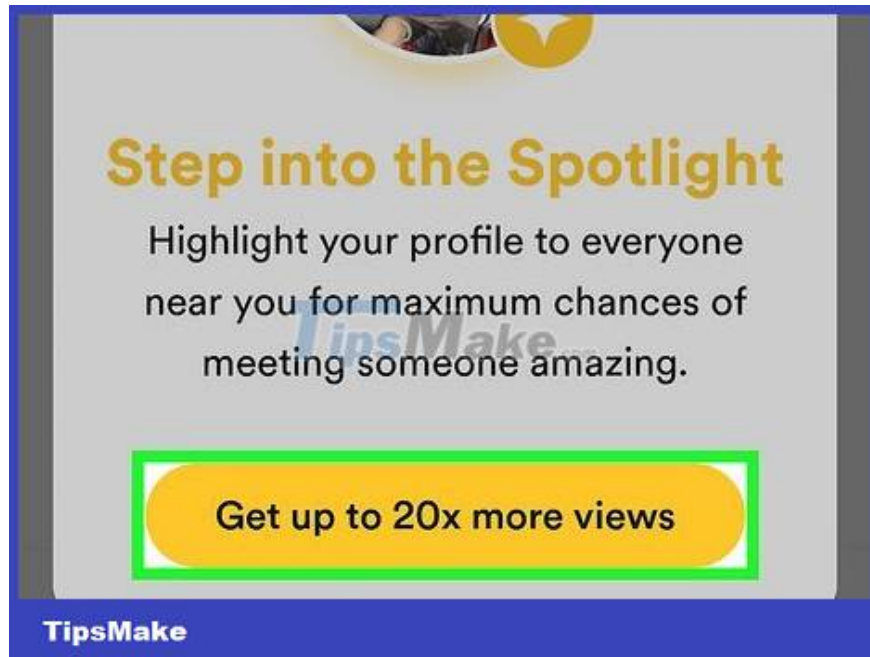
Beaches Cats

Languages I know



**TipsMake**

**Bumble's free tier has many features.** You can pair, text, use basic filters and swipe through profiles, and even expand to one more pairing audience per day at no extra cost. Using Bumble's free tier doesn't mean you won't find love!



**Step into the Spotlight**

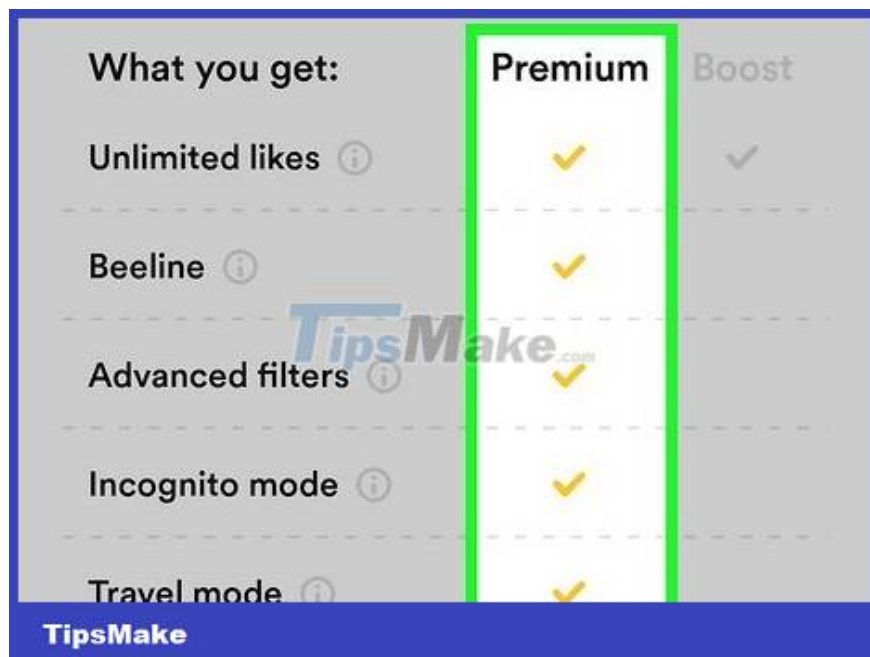
Highlight your profile to everyone near you for maximum chances of meeting someone amazing.

Get up to 20x more views

TipsMake

**Bumble Premium can make your profile more visible.** Spotlight is a Premium feature that can move your profile to the top and you'll be seen by more members. With the Premium plan, you get Spotlight once a week — not available in the free tier.

Even with the free tier, you can still purchase Spotlight as a standalone feature every time you want to use it. That lets you use Spotlight whenever you need it, without depending on a recurring billing membership.



What you get:	Premium	Boost
Unlimited likes ⓘ	✓	✓
Beeline ⓘ	✓	
Advanced filters ⓘ	✓	
Incognito mode ⓘ	✓	
Travel mode ⓘ	✓	

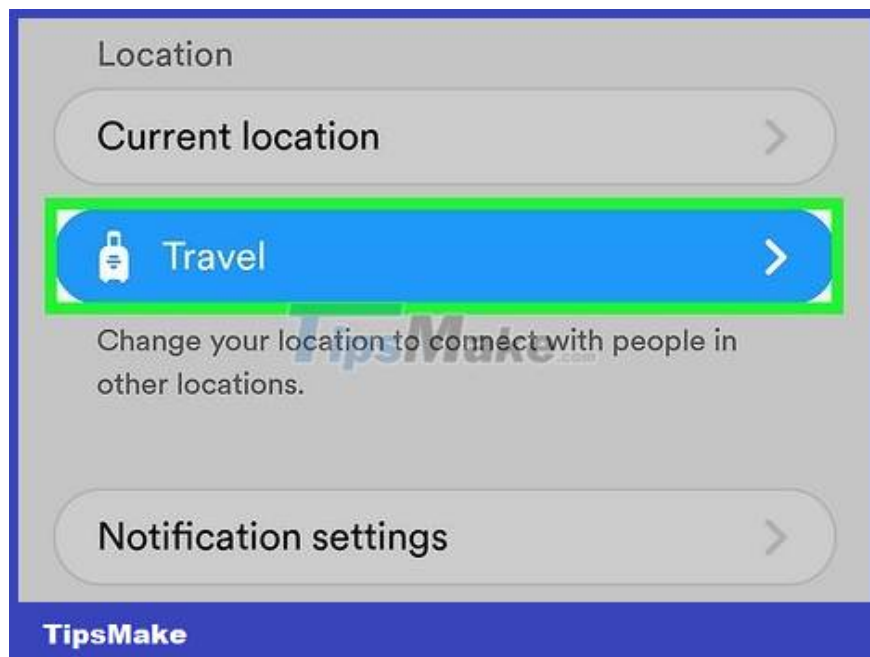
TipsMake

**The Premium package allows us to see who likes us.** With the free account, you won't be able to see Beeline because the user's photo will be blurred. If you want to know who liked you before you swiped, Premium is the upgrade to go for.

The Premium plan is also the solution if you want to use more features like SuperSwipes, Spotlight, extended response time to pair, re-pair, and so on.



**The Advanced Filters of the Premium plan are useful in densely populated areas.** If a lot of people in your area are using Bumble, advanced filters and unlimited swiping can help you filter through a large number of potential matches to find someone you really like.



**The Travel Mode feature is essential for long-distance relationships.** The Premium plan will satisfy you if you want to date outside of your neighborhood, as Travel Mode allows you to pair with any region.

You finished reading the article "**How to Try Bumble Premium for Free**" edited by the [TipsMake](#) team. We hope this article has provided you with many useful tech tips and tricks. You can search for similar articles on tips and guides. Thank you for reading and for following us regularly.

---