

# How to translate web pages into Vietnamese, English or any language

Translating web pages into Vietnamese, English or a language familiar to you will make reading website content easier. If you are using Chrome, do not ignore this website translation tips, very simple but extremely helpful.

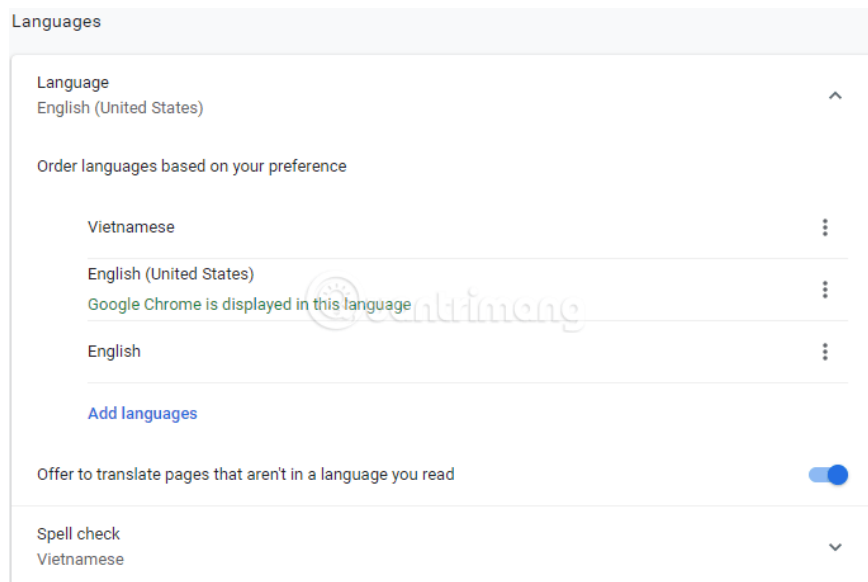
Translating web pages into Vietnamese, English or a language familiar to you will make reading website content easier. If you are using Chrome, do not ignore this website translation tips, very simple but extremely helpful.

## Translate website into Vietnamese with Chrome

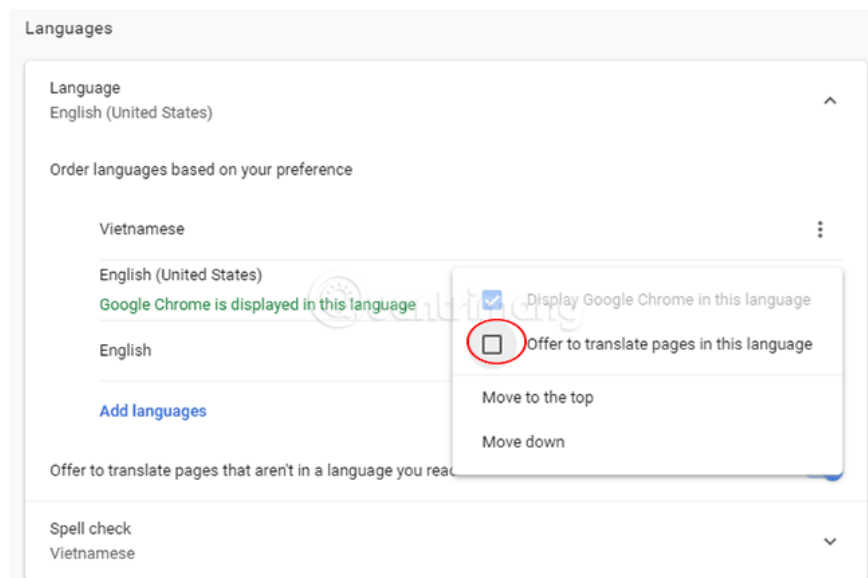
Google's darling has a built-in translation tool in the address bar that you may not know yet. Follow the instructions below to enable this site translation tool and use it on Chrome.

Click on ? in the upper right corner, select Settings / **Settings**, scroll down to select Advanced / **Advanced**.

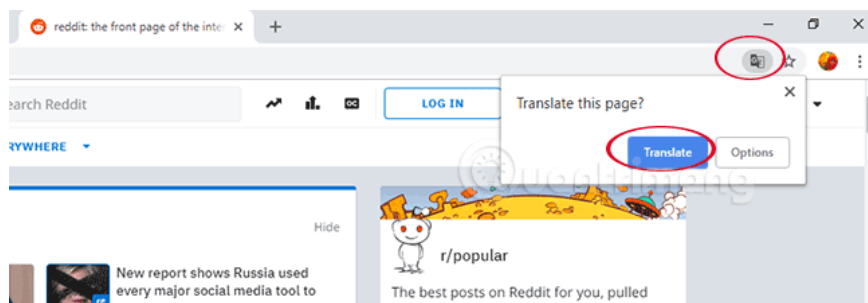
In the Language / **Language** section, if there is no language you want to translate, You choose Add language / **Add languages** => select Vietnamese, or any language you can read.



Next, click ? next to the newly added language, select **Propose to translate foreign language pages that you do not know** (Offer to translate pages that are not in a language you read).



From now on, when accessing websites that are not in the **language of your preferences**, Chrome will display a small icon in the right corner of the address bar, next to the bookmark icon, just click go to> select Translate / **Translate** to translate the website into Vietnamese or the language of your choice.



If you want to change the target translation language, click icon> Options / **Options** > Change languages ??/ **Change language** , and choose the language you need. When you need to transfer the website to the original language you choose Show original / **Show original** :



## Translate web pages with Google Translate

Google Translate or Google Translate is a popular translation tool, used by many people on computers today. And over the years, Google Translate has been provided with more options for translation, not simply translating

from a piece of text like before.

Now with Google Translate, you can translate language through live voice, use the camera to translate images, etc. Besides, the translation of the text has also been upgraded, as we can translate an entire website without having to copy each paragraph as before. Just make a few operations, Google Translate will output the translation language content that we have chosen. How to use Google Translate to translate a website will be in the article below.

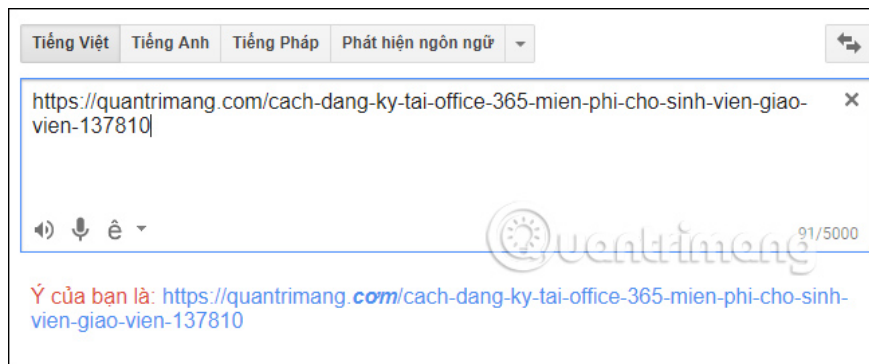
## Step 1:

First of all, you need to visit the Google Translate page under the link below.

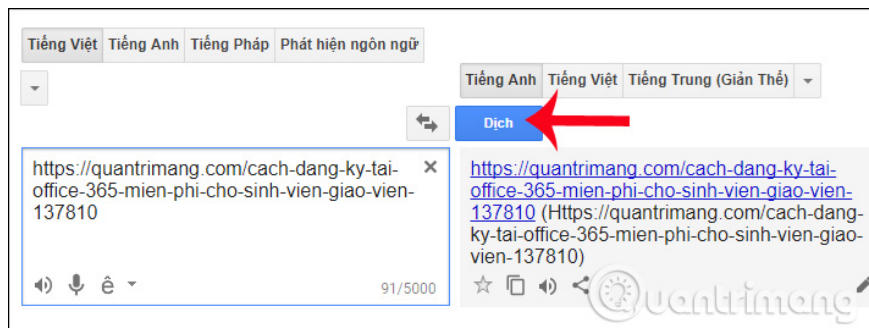
1. <https://translate.google.com/>

## Step 2:

Next, in the translation frame we will **paste the website link** to translate the entire page as shown below.



Then select **the original language of the website you want to translate** on the left, select **the target language to translate** for the page with Google Translate on the right. Finally click **Translate**.



We can also **expand the language table** provided by Google Translate to find the right language.

	Tiếng Anh	Tiếng Việt	Tiếng Trung (Giản Thể)	
Phát hiện ngôn ngữ	Tiếng Bulgaria	Tiếng Gujarat	Tiếng Kazakh	Tiếng Mông Cổ
Quốc tế ngữ	Tiếng Catalan	Tiếng Hà Lan	Tiếng Khmer	Tiếng Myanmar
Tiếng Ả Rập	Tiếng Cebuano	Tiếng Hà Lan (Nam Phi)	Tiếng Kurd	Tiếng Na Uy
Tiếng Albania	Tiếng Chichewa	Tiếng Hàn	Tiếng Kyrgyz	Tiếng Nepal
Tiếng Amharic	Tiếng Corsi	Tiếng Hausa	Tiếng Lào	Tiếng Nga
Tiếng Anh	Tiếng Creole ở Haiti	Tiếng Hawaii	Tiếng Latinh	Tiếng Nhật
Tiếng Armenia	Tiếng Croatia	Tiếng Hindi	Tiếng Latvia	Tiếng Pashto
Tiếng Azerbaijan	Tiếng Do Thái	Tiếng Hmong	Tiếng Litva	Tiếng Pháp
Tiếng Ba Lan	Tiếng Đan Mạch	Tiếng Hungary	Tiếng Luxembourg	Tiếng Phần Lan
Tiếng Ba Tư	Tiếng Đức	Tiếng Hy Lạp	Tiếng Mã Lai	Tiếng Punjab
Tiếng Bantu	Tiếng Estonia	Tiếng Iceland	Tiếng Macedonia	Tiếng Rumanian
Tiếng Basque	Tiếng Filipino	Tiếng Igbo	Tiếng Malagasy	Tiếng Samoa
Tiếng Belarus	Tiếng Frisia	Tiếng Indonesia	Tiếng Malayalam	Tiếng Séc
Tiếng Bengal	Tiếng Gael Scotland	Tiếng Ireland	Tiếng Malta	Tiếng Serbia
Tiếng Bosnia	Tiếng Galicia	Tiếng Java	Tiếng Maori	Tiếng Sesotho
Tiếng Bồ Đào Nha	Tiếng George	Tiếng Kannada	Tiếng Marathi	Tiếng Shona

### Step 3:

Soon, we will be directed to the website link with the content translated into the language of your choice.

create student email under the article  
[How to create unlimited Google Drive account with unlimited storage](#) . In the first part of this article, we have you read how to create a student account at an American university. To sign up for the free Office 365 Student Suite, teachers should use the .edu email extension.

Readers can refer to how to sign up to use the free Office 365 suite for student and faculty programs, according to the article below.

**How to use the free Office 365 suite for students / teachers**

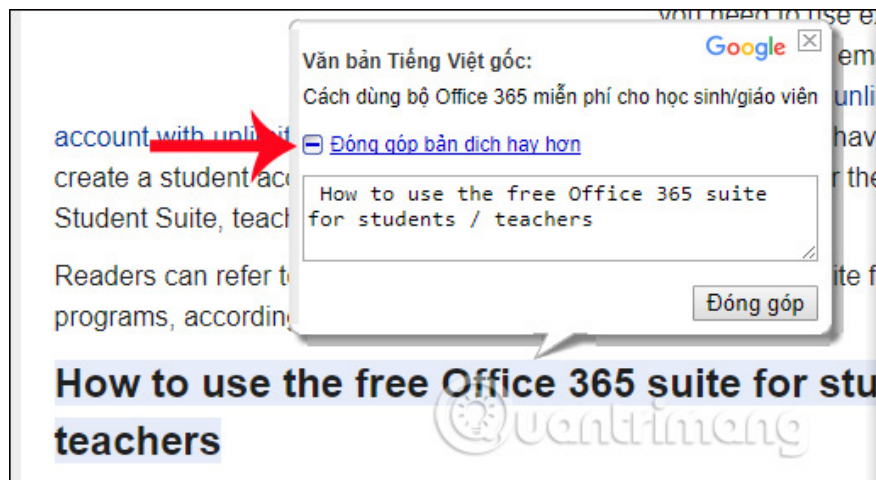
**Step 1:**

First of all, the user has access to the following link to the registration page of the program

When you hover over any sentence, it will display a pop-up dialog box with the original language content, which is Vietnamese.

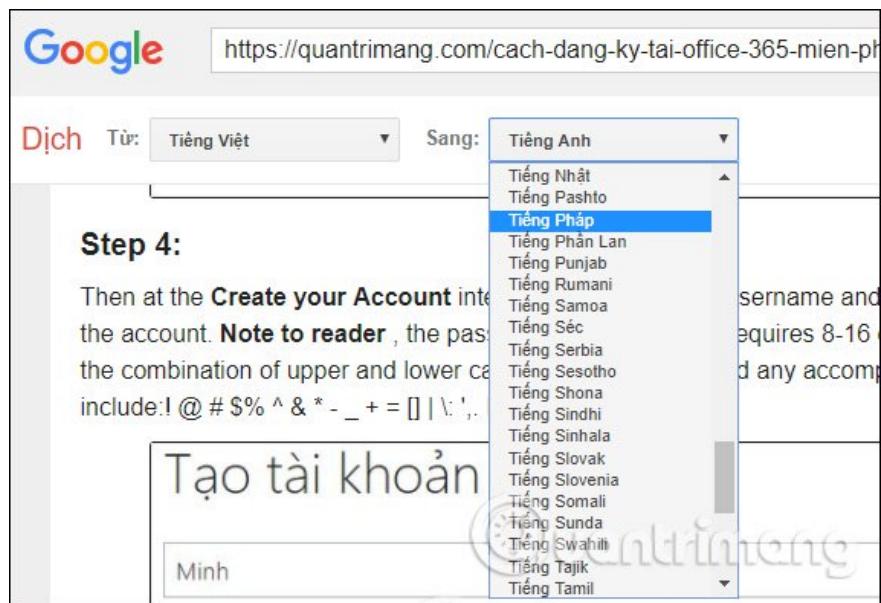


In case you want to contribute a translation to Google Translate, you can click the **Contribute a better translation** button. Then enter the new translation text in the box below, then click **Contribute** to submit.



#### Step 4:

To translate this website to another language, we do not need to proceed to paste the website link as the first step, but just select the source language and the target language, in the **Translation** section provided by Google.



Thus, we have the translation of a website fastest with the Google Translate tool online. Besides, Google Translate also provides more options for translation. The translation speed of Google Translate is now quite fast and the translation quality is much more advanced than before.

Hope the above article is useful to you!

You finished reading the article "**How to translate web pages into Vietnamese, English or any language**" edited by the [TipsMake](#) team. We hope this article has provided you with many useful tech tips and tricks. You can search for similar articles on tips and guides. Thank you for reading and for following us regularly.