

How to translate a PDF document

PDF documents are not designed for editing. If you want to translate a document from a PDF file, you'll need to find a PDF translation service or software. There are several ways you can translate a PDF document as follows.

PDF documents are not designed for editing. The PDF format is often locked, making the content appear the same, regardless of the device you use to view the file.

That makes translating a PDF document difficult. If you want to translate a document from a PDF file, you'll need to find a PDF translation service or software. There are several ways you can translate a PDF document as follows.

Translate PDF with Microsoft Word

Fully editable PDF files in Microsoft Word. You can also use Word to translate documents seamlessly from one language to another. Combining these two features allows you to directly translate PDF files in Word.

Unfortunately, this process is not perfect. Editing PDFs in Word can cost you some formatting, images, and design features. This option is only useful for very simple PDF documents. For more complex PDFs, you should consider another option. You can hire professional translators or translation service providers that can accurately translate all sorts of business, legal, immigration, visa or academic PDF files & documents from one particular language to English through a certified translator online or offline

For how to translate PDF with Microsoft Word, please refer to the article: [How to translate languages ??on Word 2019](#).

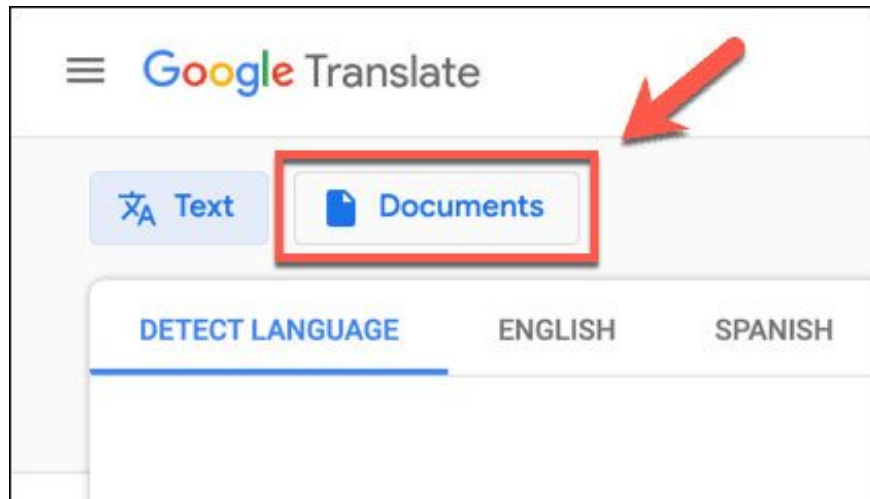
You can then save the partially or completely translated document by clicking **File> Save** and selecting **PDF** as the file type from the options under **Save as type** . Click **Save** to save the PDF document after done.

Use Google Translate to translate PDF

Without Microsoft Office, you can use an online service like Google Translate to translate the contents of PDF documents from one language to another.

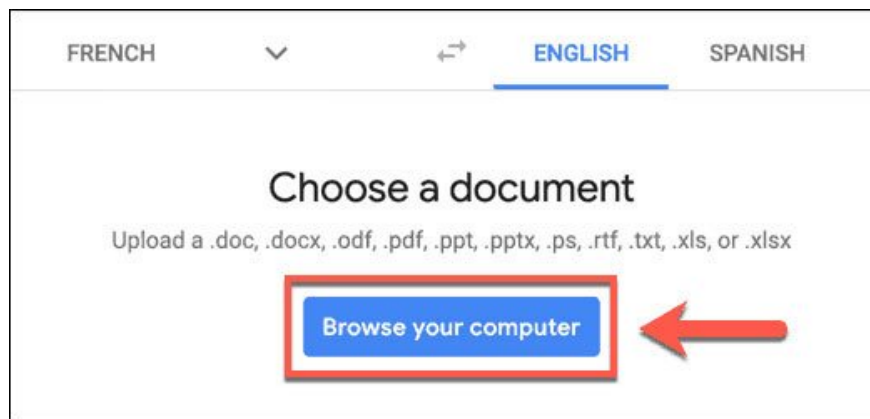
This option is more restrictive than Microsoft Word. The translated text is not exported to the new PDF file after the translation is complete, you will need to do this yourself.

To get started, visit the **Google Translate** website and click the **Documents** button in the top left corner, below the **Google Translate** logo .



Click the Documents button in the top left corner

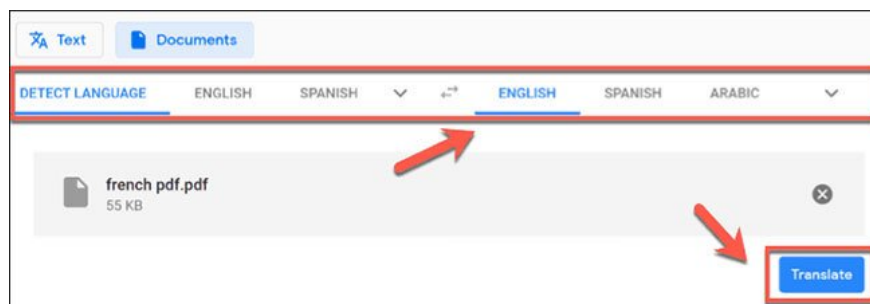
Click the **Browse your computer** button to start selecting the PDF document to translate.



Click the Browse your computer button to start selecting PDF documents

Choose an appropriate PDF document to upload it.

Once completed, confirm the language to be used, then click the **Translate** button to begin the translation process with Google Translate.



Click the Translate button to begin the translation process

Google Translate will automatically translate the text and display it on a new page. You can then select, copy and paste this translated content into a new document.

Create translated PDFs with DeftPDF

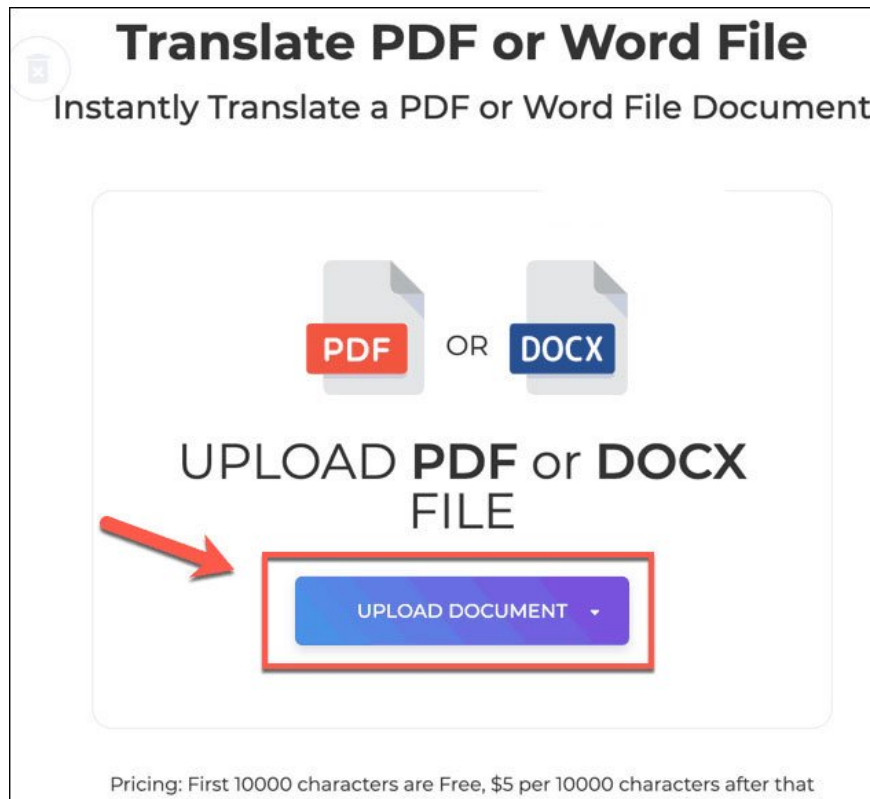
Another online service that can handle translations of PDF documents is DeftPDF. Unlike Google Translate, this tool will give you translated text in another PDF document, instead of having to create a new document yourself.

DeftPDF is free to use for documents up to 10000 characters in size. For larger documents, for every 10,000 characters, you will pay \$ 5.

To get started, visit the DeftPDF website:

<https://deftpdf.com/translate>

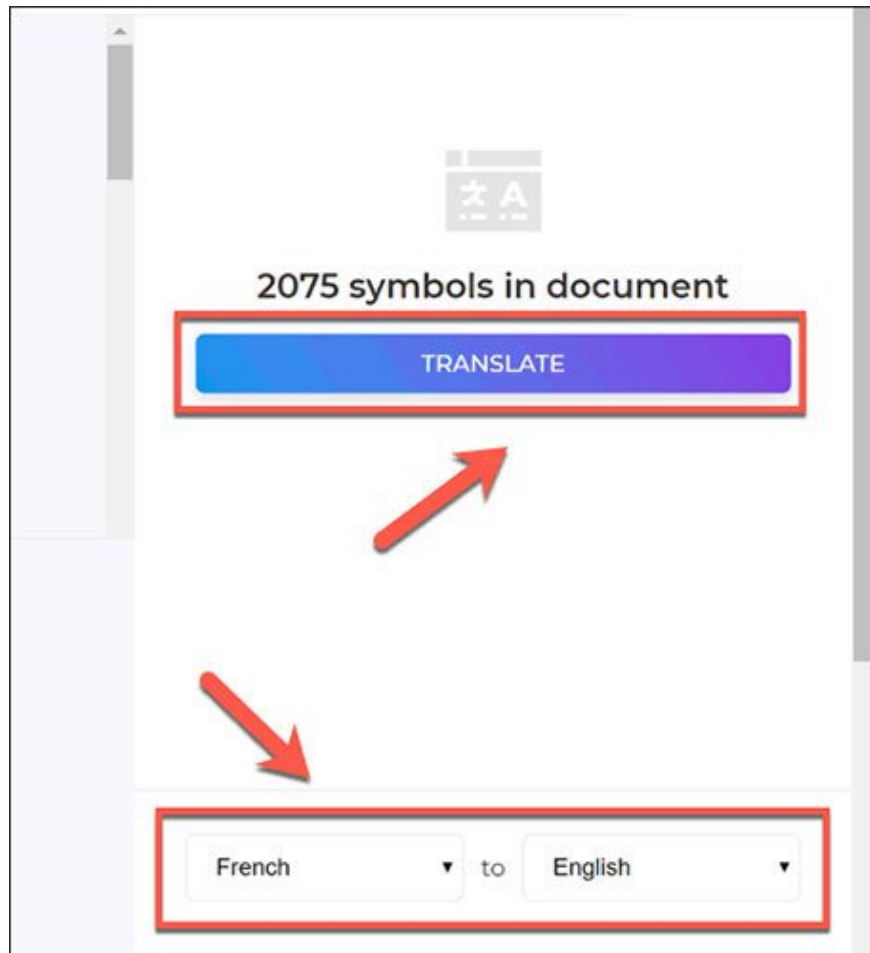
. and click the **Upload Document** button .



Click the Upload Document button

DeftPDF will automatically switch to the preview mode before the file is uploaded.

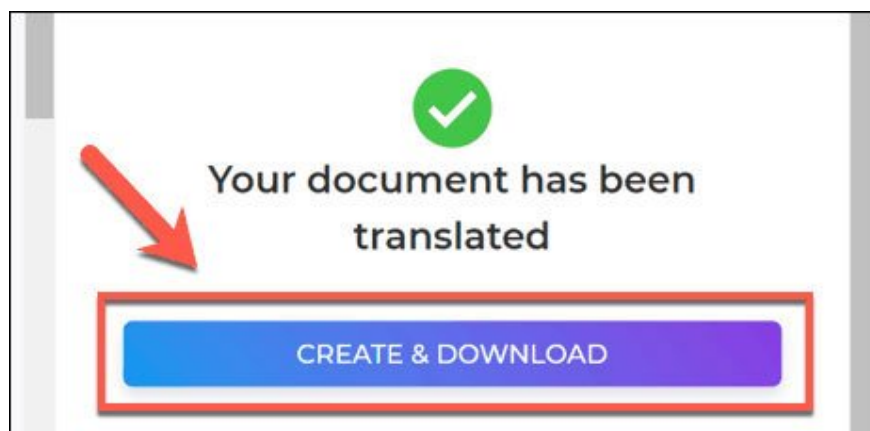
Confirm the translation language in the lower left corner, then click the **Translate** button to start translating the document.



Click the Translate button to start translating documents

When the translation is finished, you will be able to see the results in the **Preview** window .

Click the **Create and Download** button to save the translated document.



Click the Create and Download button to save the translated document

This will create a new PDF file. Click **Download** to download it or choose one of the other available options to share, print, edit or delete the file. Refer: [How to use DeftPDF to edit PDF online for more details.](#)



Click Download to download the file

You finished reading the article "**How to translate a PDF document**" edited by the [TipsMake](#) team. We hope this article has provided you with many useful tech tips and tricks. You can search for similar articles on tips and guides. Thank you for reading and for following us regularly.