

# How to transform the message interface on iPhone

Tweak Bubbles will customize the message interface on iPhone, change the message frames and change the background of the message.

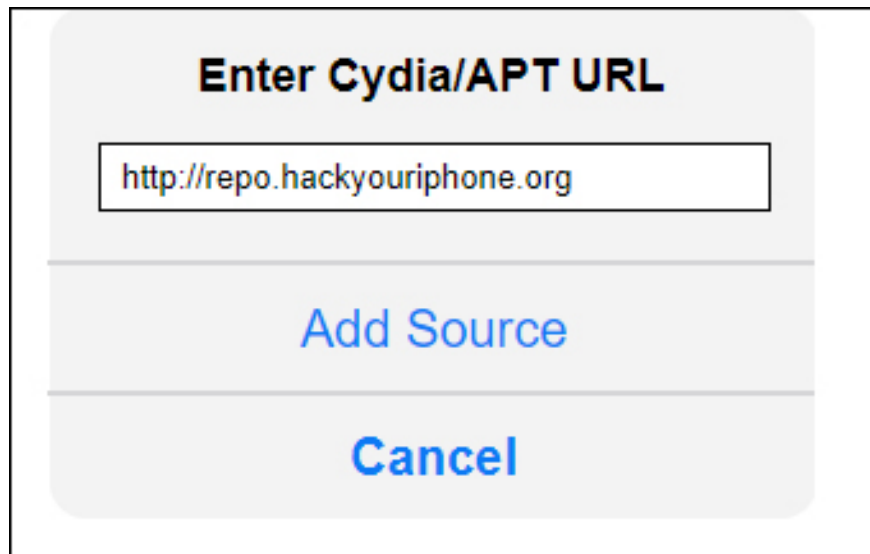
To change the iPhone screen interface, we can use very unique wallpaper apps. So have you ever tried to change or customize the Messages application interface on iPhone? Tweaking Bubbles will bring a more modern, fun messaging interface when creating horizontal frames for each message. The message interface is also selected between dark backgrounds and light backgrounds if we need to change. Tweak Bubbles installed iOS 11 device or jailbroken. The following article will guide you how to customize the Messaging application interface on iPhone / iPad.

1. How to customize the iPhone widget interface
2. How to adjust the notification color and iPhone widget
3. How to adjust the iPhone system background color

## Instructions for adjusting iPhone message interface

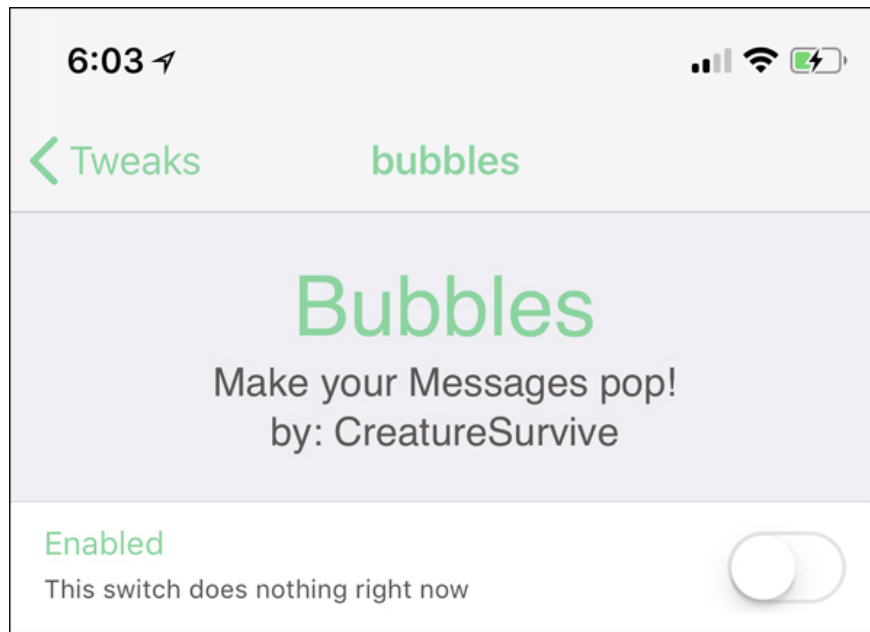
### Step 1:

We can download free Bubbles tweaks on Cydia via the Hackyouriphone archive. Open Cydia then add <http://repo.hackyouriphone.org> to search for Bubbles tweak and install.

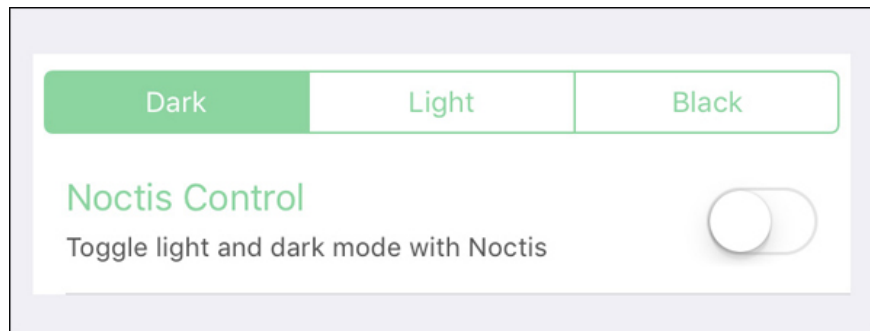


### Step 2:

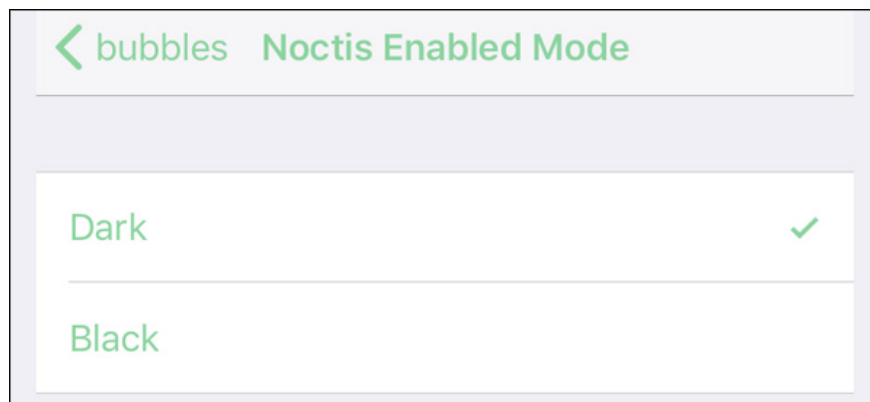
After installing, go to **Settings** and select **Bubbles** to change settings. First we can turn on and off through the Enabled section in the interface as below.



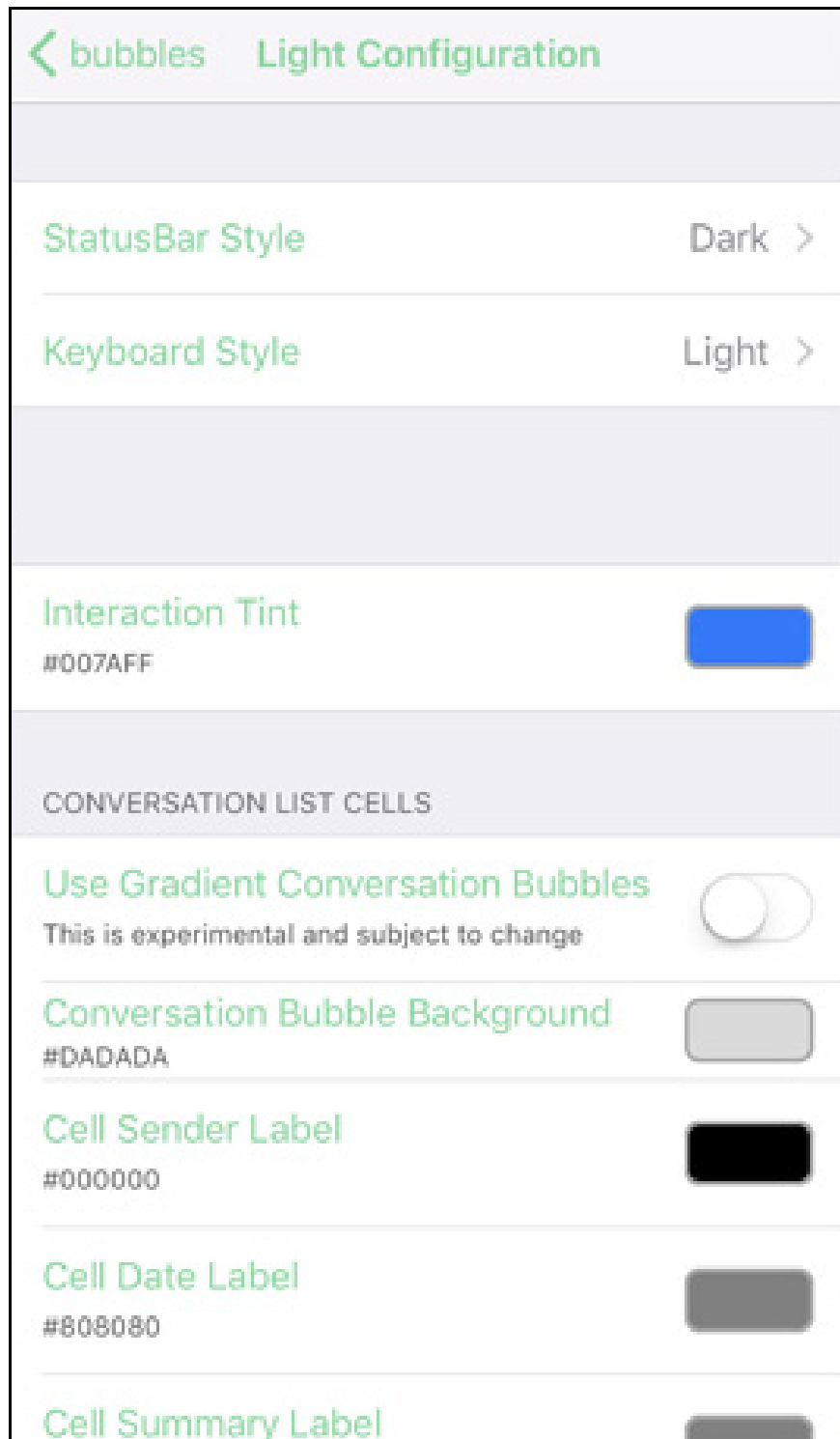
The **Noctis Control** option is used to switch the light or dark mode for the message interface.



Next under the **Dark** section, **Light**, **Black** will use to select the background color for the Messages application you want to select.



Part **Light, Dark, Black Configuration** for advanced configuration for bright, dark modes with custom like StatusBar Style (status bar type), Keyboard Style (keyboard style), Interaction Tint (color settings), Conversation List Cells (separate color settings), Backgrounds (Customize background), Navigation Bar (customize navigation bar), Chat Bubble Backgrounds (customize chat interface), Chat Bubble Text (customize message content), Chat Send Buttons (customize send button), Chat Entry Field (error message notification), .



StatusBar Style Dark >


Keyboard Style Light >


Interaction Tint #007AFF 

CONVERSATION LIST CELLS

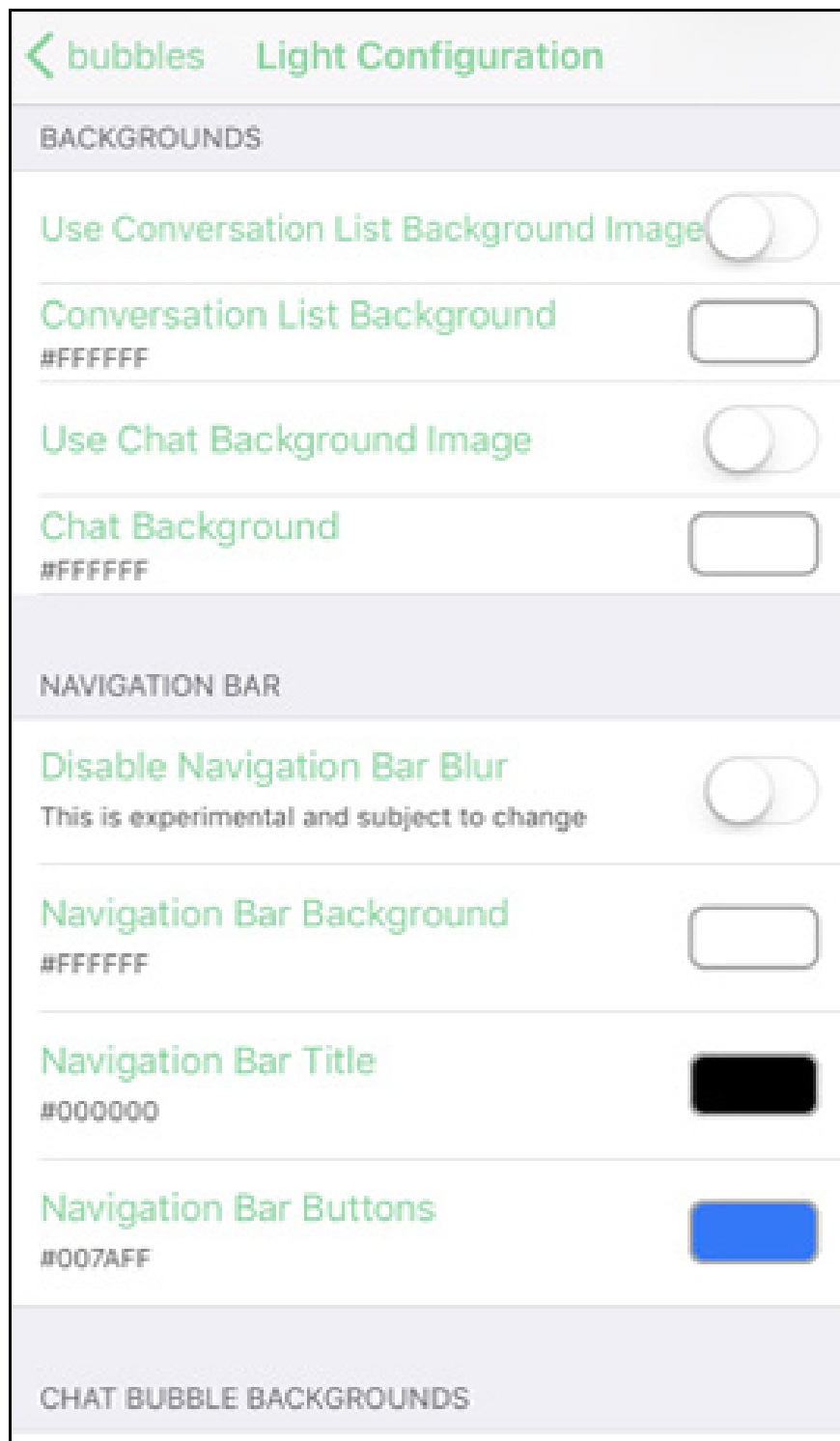
Use Gradient Conversation Bubbles  This is experimental and subject to change

Conversation Bubble Background #DADADA 

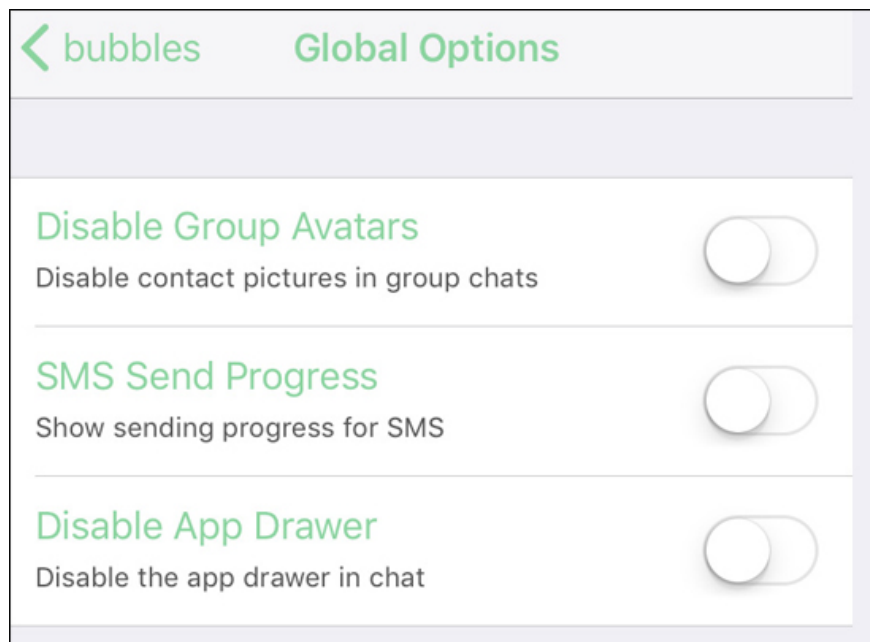
Cell Sender Label #000000 

Cell Date Label #808080 

Cell Summary Label 



The **Global Options** section customize system settings such as group avatar images, message delivery notifications, etc.



**Backup, Restore, Reset** are options to restore settings of the tweak.



After applying the changes, the iPhone's message interface will look like the following.

6:05 ↗



Edit



# Messages

🔍 Search



**Dana Buehre**

5:18 PM >

<?xml version="1.0" encoding="UTF-8"?>  
<!DOCTYPE plist PUBLIC "-//Apple//DTD PLIST...



**Kayla**

Yesterday >

Oooooo



**Megan**

Saturday >

Aw shit! That sucks!



**Jacob**

7/10/18 >

We'll make plans when our schedules free up



**Timothy Fout**

5/31/18 >

Guardian chiropractic



**Justin Marlin**

5/30/18 >

I got you see you tomorrow evening



**Kelly Melton**

5/30/18 >

I do understand that, perhaps it's just the way t...  
I tried to talk with Justin last week but you told...



**David McDaniel**

5/30/18 >

Call me when you can please



**Justin Marlin**

5/27/18 >

Haven't heard back from you yet man

6:05



Edit



# Messages



**Dana Buehre**

5:18 PM >

<?xml version="1.0" encoding="UTF-8"?>  
<!DOCTYPE plist PUBLIC "-//Apple//DTD PLIST...



**Kayla**

Yesterday >

Oooooo



**Megan**

Saturday >

Aw shit! That sucks!



**Jacob**

7/10/18 >

We'll make plans when our schedules free up



**Timothy Fout**

5/31/18 >

Guardian chiropractic



**Justin Marlin**

5/30/18 >

I got you see you tomorrow evening



**Kelly Melton**

5/30/18 >

I do understand that, perhaps it's just the way t...  
I tried to talk with Justin last week but you told...



**David McDaniel**

5/30/18 >

Call me when you can please



**Justin Marlin**

5/27/18 >

Haven't heard back from you yet man



**Timothy Fout**

5/16/18 >

Attachments: 2 Images

Tweaking Bubbles does not bring out the fancy interface for the Messaging application on the iPhone, but has also changed the default messaging interface. Messages will be separated into different frames, helping you manage more easily.

See more:

1. How to add color to Control Center on iPhone
2. How to rearrange widgets in Lockscreen on iOS 10
3. How to create iPhone application bulletin board

I wish you all success!

You finished reading the article "**How to transform the message interface on iPhone**" edited by the [TipsMake](#) team. We hope this article has provided you with many useful tech tips and tricks. You can search for similar articles on tips and guides. Thank you for reading and for following us regularly.