

How to transfer money when chatting on social networks with MyVIB

International Bank (VIB) has launched a money transfer feature when chatting on social networks (MyVIB Social keyboard), with customers using MyVIB mobile banking.

For those who use MyVIB mobile application of International Bank (VIB), they will be able to use the MyVIB Social keyboard feature for instant money transfer while chatting on social networks.

Accordingly, the MyVIB Social keyboard feature is a virtual keyboard that allows users to quickly transfer money when chatting on Facebook Messenger, Viber, Zalo, Whatsapp, WeChat, Twitter, Snapchat . Users will not need to exit chat screen to login to MyVIB as before. Instead, you will be immediately transferred to MyVIB Social keyboard to transfer money. The steps to transfer money on the chat interface with MyVIB Social keyboard will be in the article below.

1. How to pay QR Pay on Vietinbank iPay
2. Instructions for opening Visa Prepaid card, registering for PayPal to buy hosting
3. Basic banking services: accounts, cards, account numbers

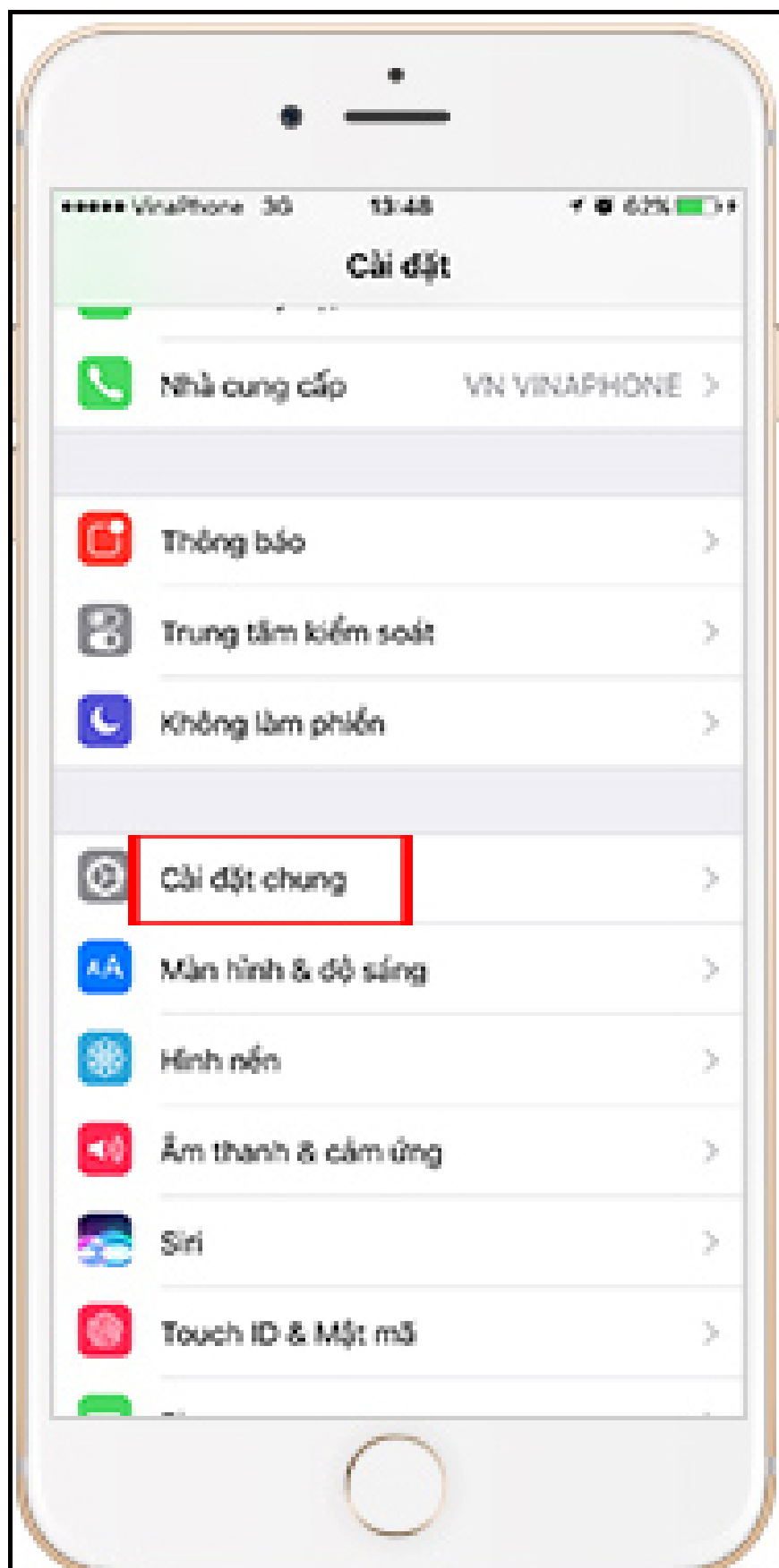
How to transfer money when chatting on MyVIB

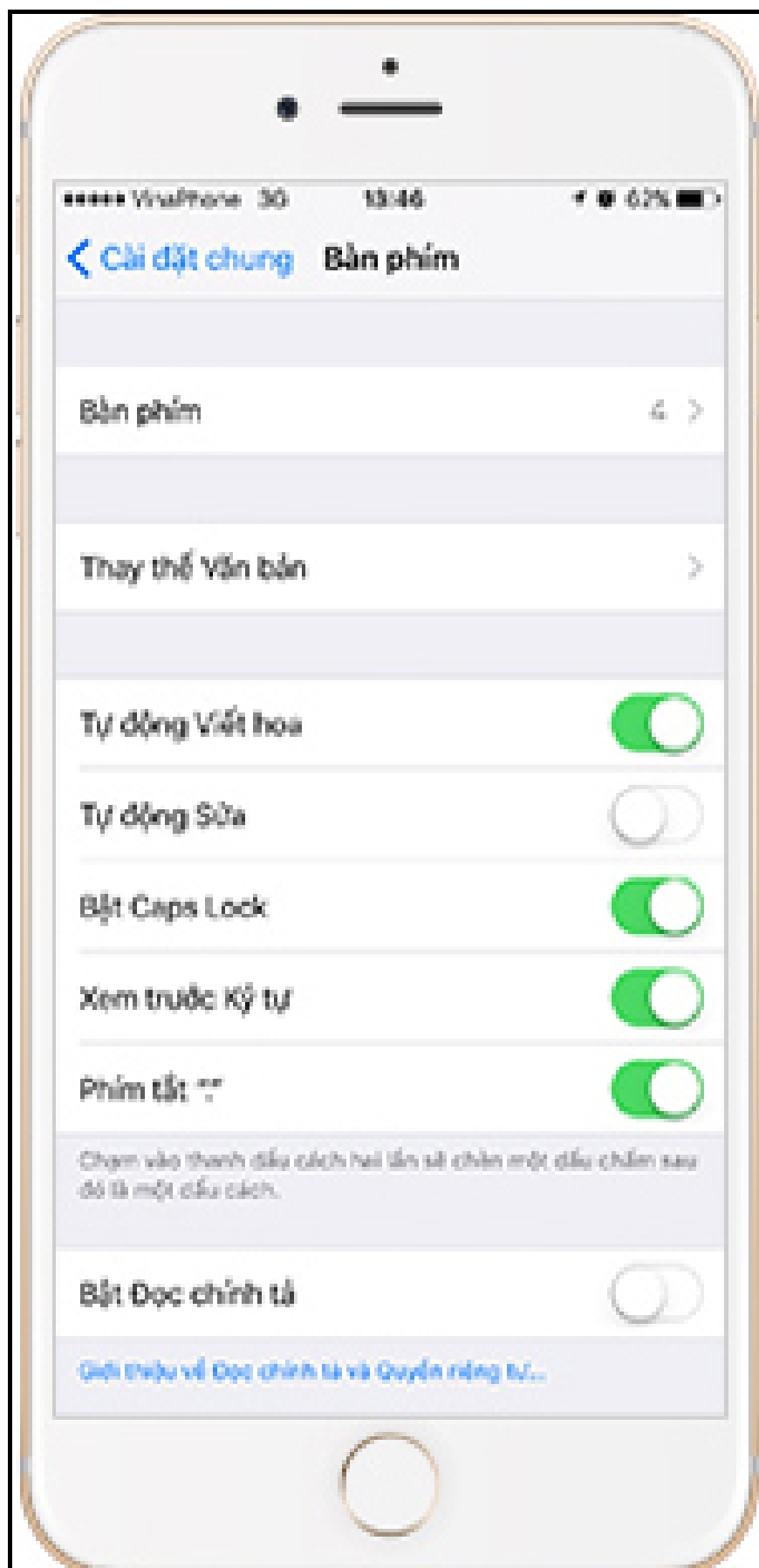
1. Download MyVIB for Android
2. Download MyVIB for iOS
3. Download MyVIB for Windows Phone

Step 1:

First, download the MyVIB app for your phone according to the link above. You then need to install the virtual keyboard MyVIB Keyboard - MyVIB on the app to use the money transfer feature.

First we go to the **Settings** section on the device, select the **General settings** section. Then click on the **Keyboard** settings section and click on **the keyboard MyVIB Keyboard - MyVIB** to activate this feature on the device.







Step 2:

Now open the chat application to test the transfer feature on MyVIB. In the chat frame on Viber applications, Facebook Messenger, Zalo, . click on the MyVIB keyboard. Next, you can perform money transfer operations directly on the virtual keyboard MyVIB Social keyboard

In addition, MyVIB Social keyboard also has internal transfers or interbank transfers. The sender will enter the OTP code sent to the phone to confirm payment is possible

+8490870009

Online 29 minutes ago



Minh lấy mẫu B, size M nhé 12:14 AM



Seen



Bạn chuyển giúp mình 350K để
mình ship nhé

STK: 449265686 - Bomishop
Ngan Hang VIB - CN Ba Đình

11:19 AM

Type a message...



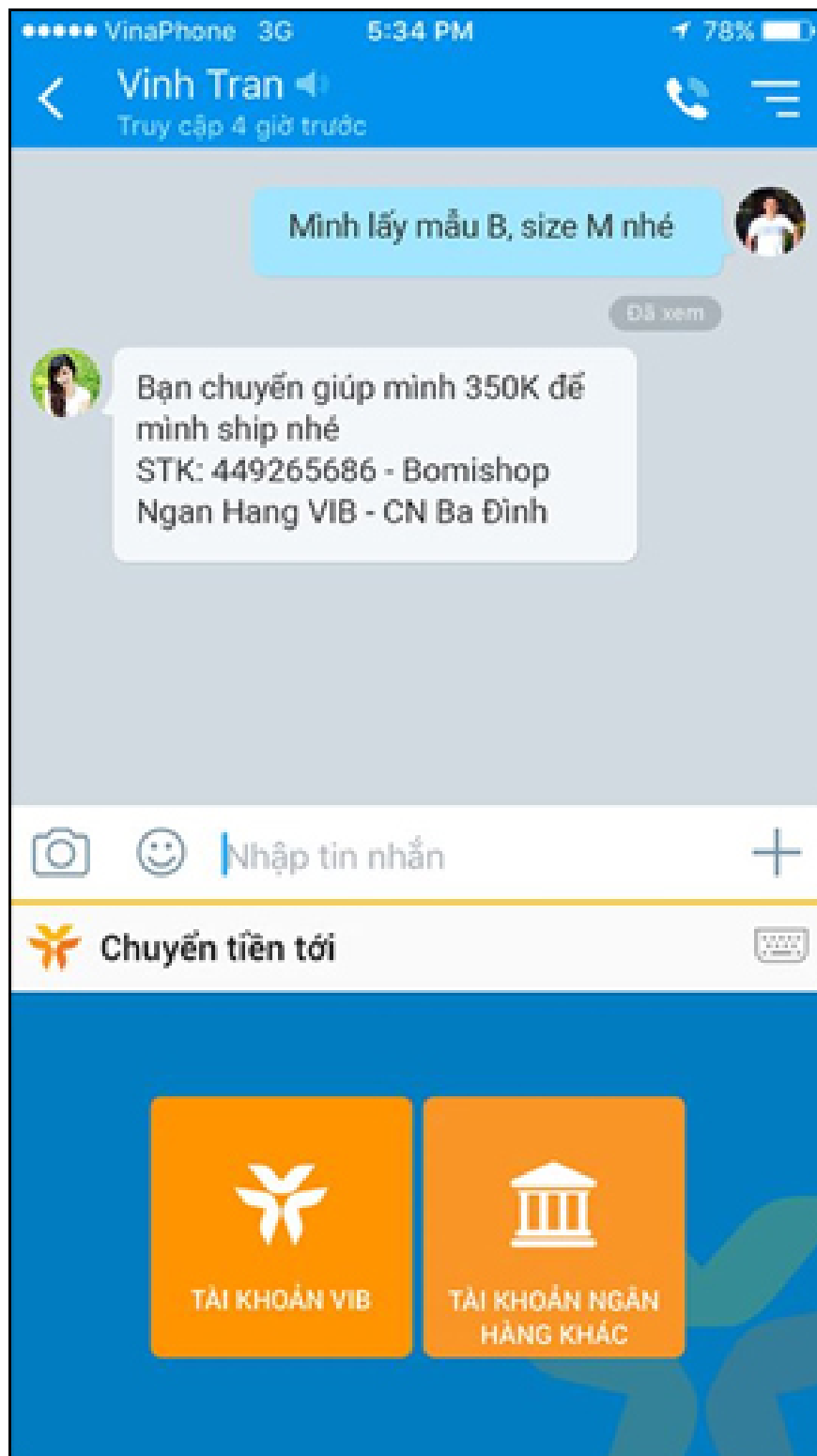
Chuyển tiền tới



TÀI KHOẢN VIB



TÀI KHOẢN NGÂN
HÀNG KHÁC



So with the MyVIB Social keyboard feature on MyVIB application, the money transfer operation on the phone will become much simpler and more convenient. You do not need to open the MyVIB application as before, just select the virtual keyboard MyVIB Social keyboard to transfer money.

I wish you all success!

You finished reading the article "**How to transfer money when chatting on social networks with MyVIB**" edited by the [TipsMake](#) team. We hope this article has provided you with many useful tech tips and tricks. You

can search for similar articles on tips and guides. Thank you for reading and for following us regularly.
