

How to transfer bookmarks from Google Chrome to Coc Coc

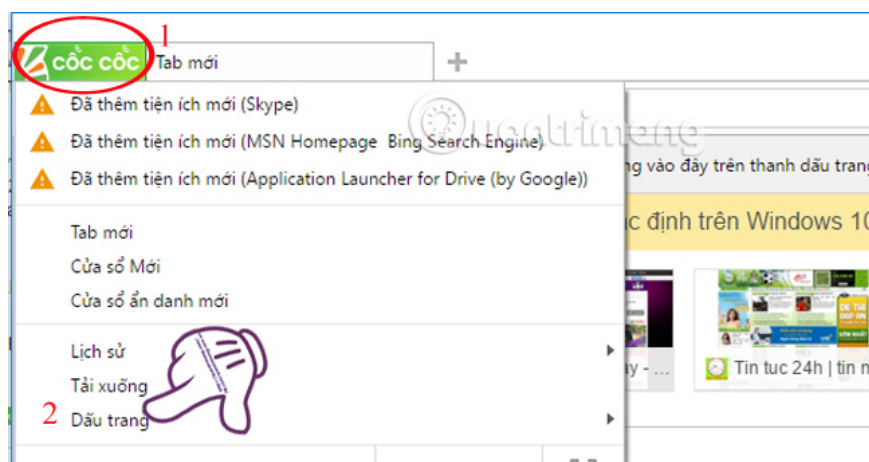
Moving bookmarks from one browser to another is now very popular, from Firefox to Google Chrome or from Chrome to Coc Coc. If you do not know how to do it, you can follow the article of Network Administrator.

In the process of surfing the web you often have a habit of remembering any important websites, so you can access them easily for the next time. If you use two browsers on the same computer, it is also necessary to convert bookmarks from one browser to another.

Previously, Network Administrator has guided you through the steps to turn bookmarks from Firefox to Google Chrome for ease of use. And in this article, we will introduce you the article of converting bookmarks from Google Chrome to Coc Coc, two browsers with the same Chromium source building platform.

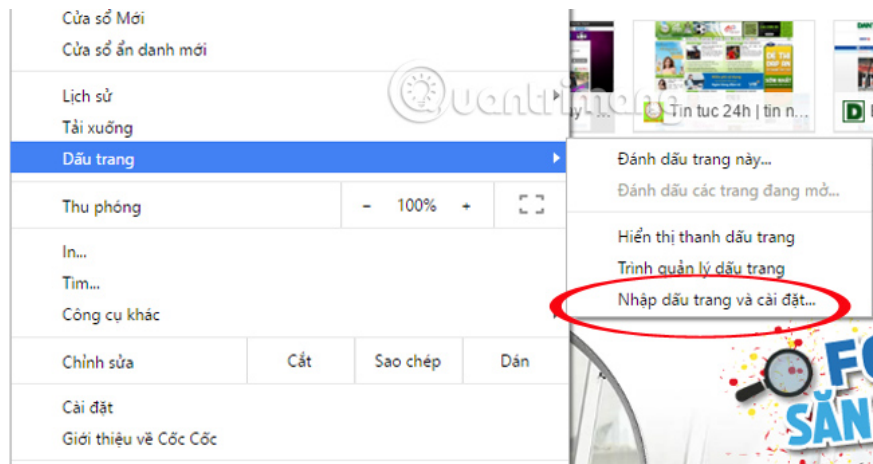
Step 1:

You open Coc Coc browser on your computer. At the homepage interface, click on **the icon of Coc Coc blue** , and click on Next **Bookmark** .



Step 2:

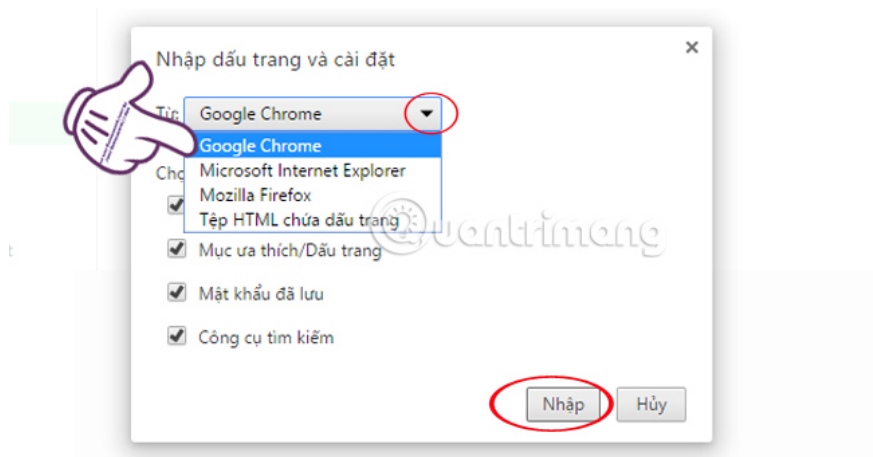
Next, choose **Import bookmarks and settings** .



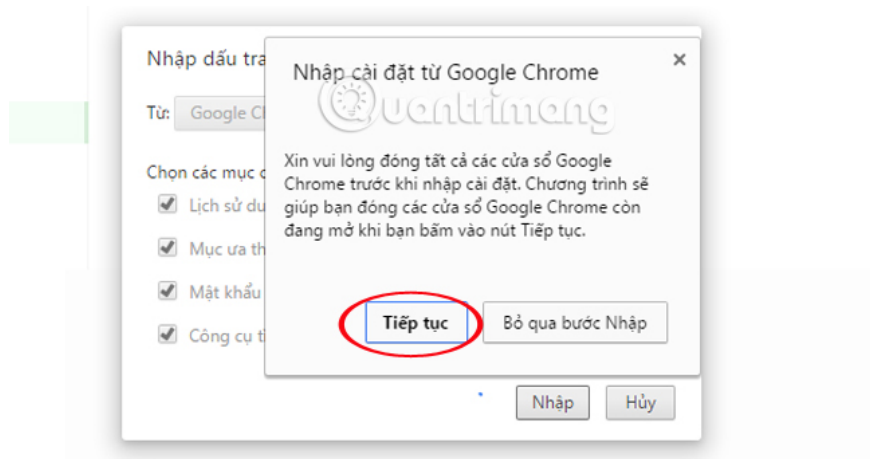
Step 3:

We will be moved to a new window. In the **From** section, click on the **inverted triangle icon** and select **Google Chrome** browser. Select **Import**.

Note, Coc Coc will ask if you want to enter all content, browser history, favorites, saved passwords and search engine. If you do not want or want to move any item, just click the item



The browser will ask you to **close the current Google Chrome windows**. Click **Continue**.



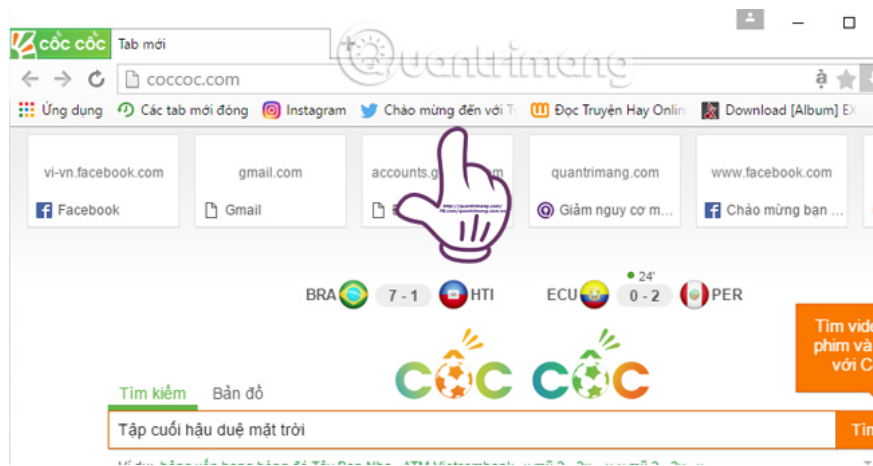
Step 4:

Immediately after that , **it was announced that it had successfully transferred the bookmark from Chrome to Coc Coc . Press Finish .**

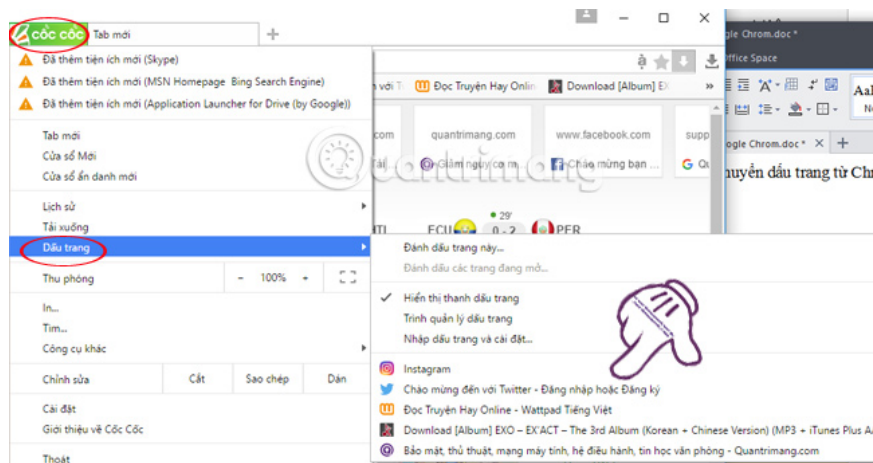


Step 5:

Chrome bookmarks will appear right on Coc Coc's interface. We just need to click on that bookmark and access it.



In order to manage the bookmarks from Chrome transferred, at Coc Coc interface you also click the green Coc Coc icon on the top. Select **Bookmarks** and check all those bookmarks.



So you have finished converting the entire bookmark from Chrome to the bookmark already. If you reinstall Chrome browser, you can still access the saved web pages right on Coc Coc.

Refer to the following articles:

1. Instructions to restore Bookmark in Google Chrome and Firefox
1. Fix Flash Plugin errors on Firefox and Coc Coc
1. 2 ways to copy web content without copying

I wish you all success!

You finished reading the article "**How to transfer bookmarks from Google Chrome to Coc Coc**" edited by the [TipsMake](#) team. We hope this article has provided you with many useful tech tips and tricks. You can search for similar articles on tips and guides. Thank you for reading and for following us regularly.