

How to transfer 11 subscribers to 10 numbers in the iPhone phone book

Converting 11 numbers into 10-digit sims greatly affects users, one of which is to save the phone numbers of relatives and friends in the directory. However, applying in the way in this article you can transfer an 11-digit subscription to 10 numbers in your iPhone phone book in a very simple and fast way, without having to save it manually.

Converting 11 numbers into 10-digit sims greatly affects users, one of which is to save the phone numbers of relatives and friends in the directory. If not, you will no longer be able to contact from old addresses. For Android users, they can use the Edit Prefix Number application application to expedite the transfer of 11-digit subscriptions to 10 numbers in the Android phone directory quickly without having to save them manually.

What about iPhone users, how to transfer 11-digit subscribers to 10 numbers in the phone book like that? Very simple, please follow the following article to know how to do it.

New number of mobile network when converting from 11 digit sim to 10 digit sim

The conversion code for each carrier is as follows:

NETWORK CODE AFTER CONVERTING

Mobile network code for telecommunication subscribers 11 numbers Old network code New network code
MobiFone 0120 070 0121 079 0122 077 0126 076 0128 078 VinaPhone 0123 083 0124 084 0125 085 0127 063
0133 0864 034 0165 035 0166 036 0167 037 0168 038 0169 039 Vietnamobile 0186 056 0188 058 Gmobile
0199 059 **Network code for telecommunications subscribers is equipment (VSAT) 0992 0672**

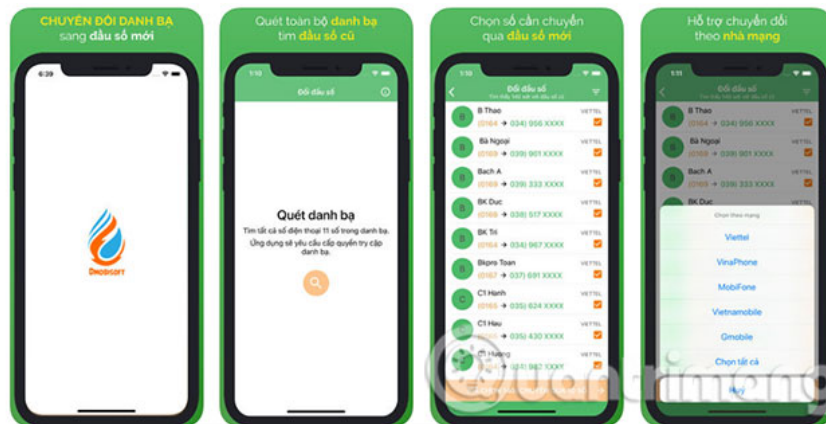
1. Transfer 11-digit subscriber to 10 numbers in the iPhone phone book using the new number conversion application - new number

On the iOS platform, the most popular phone number conversion application in the current directory is the new number conversion - new number. This is an effective support tool to help you quickly and easily update all 11-digit phone contacts.

This number conversion application has many useful features:

1. The 11-digit phone numbers that need to be updated are automatically displayed.
2. You can select the phone number list to update with the new number as you like.

3. Support to convert all 11 numbers of 5 networks: Viettel, VinaPhone, MobiFone, Vietnamobile, Gmobile.
4. The application automatically backs up before conversion.
5. Support to restore the old number (11 digits).
6. Support contacts over 1000 numbers.



To convert 11-digit contacts into 10 numbers on iOS with the new Number-to-number conversion application, please click on the link below to download the app to the device. The steps to perform the conversion are simple, with only a few operations, all 11-digit phone numbers will be converted into 10 numbers automatically, according to the latest standards of the Ministry of Information and Communications.

1. Download the number conversion - new number for iOS

2. Transfer 11-digit subscriber to 10 numbers in iPhone phone book with Edit Contact Pro

Besides the new Number-to-Number conversion application, iOS users can also convert 11 numbers to 10 numbers using Edit Contact Pro application.

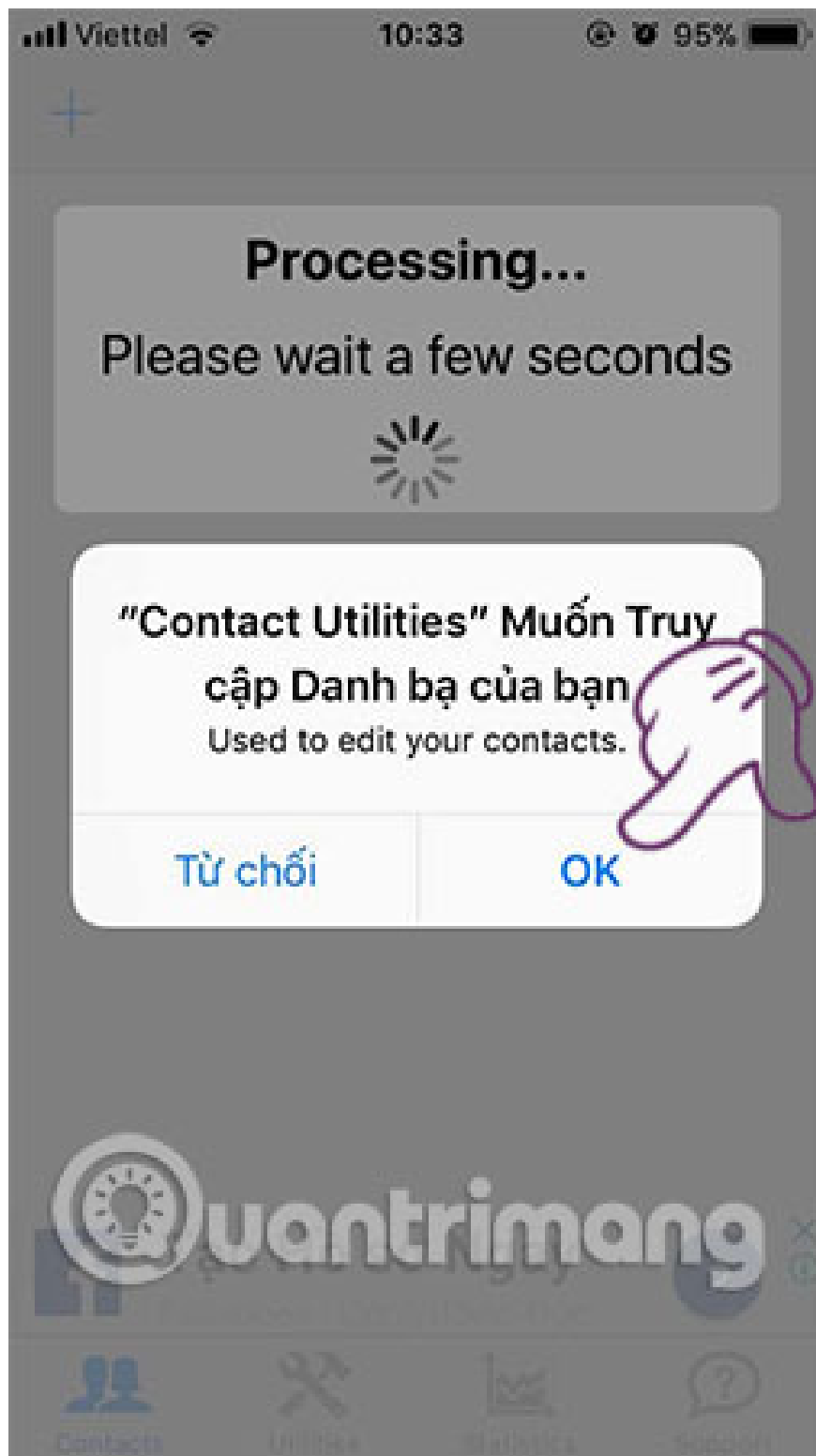
Step 1:

First, click on this link to download and install the Edit Contact Pro application for your device.

1. Download Edit Contact Pro for iOS

Step 2:

When you start the application, it will now ask for access to the directory, click **OK** to continue the 11-digit conversion.



Step 3:

Next, select **Edit Prefix Number** in **Utilities** section and move to the phone number conversion interface. Here, you will see that there are two fields to fill in: **New Prefix** and **Old Prefix** .

Utilities

 Ứng dụng Spotify Miễn phí Tải về Ứng dụng Miễn phí TẢI

BACK UP YOUR CONTACTS FOR ANY CHANGE

Add country code >

Edit prefix numbers >

Merge duplicate contacts >

Delete all contacts >

Export all contacts to CSV >

Format phone numbers >

Backup & restore contacts >

 Tạo Hồ sơ Ngay >



Contacts



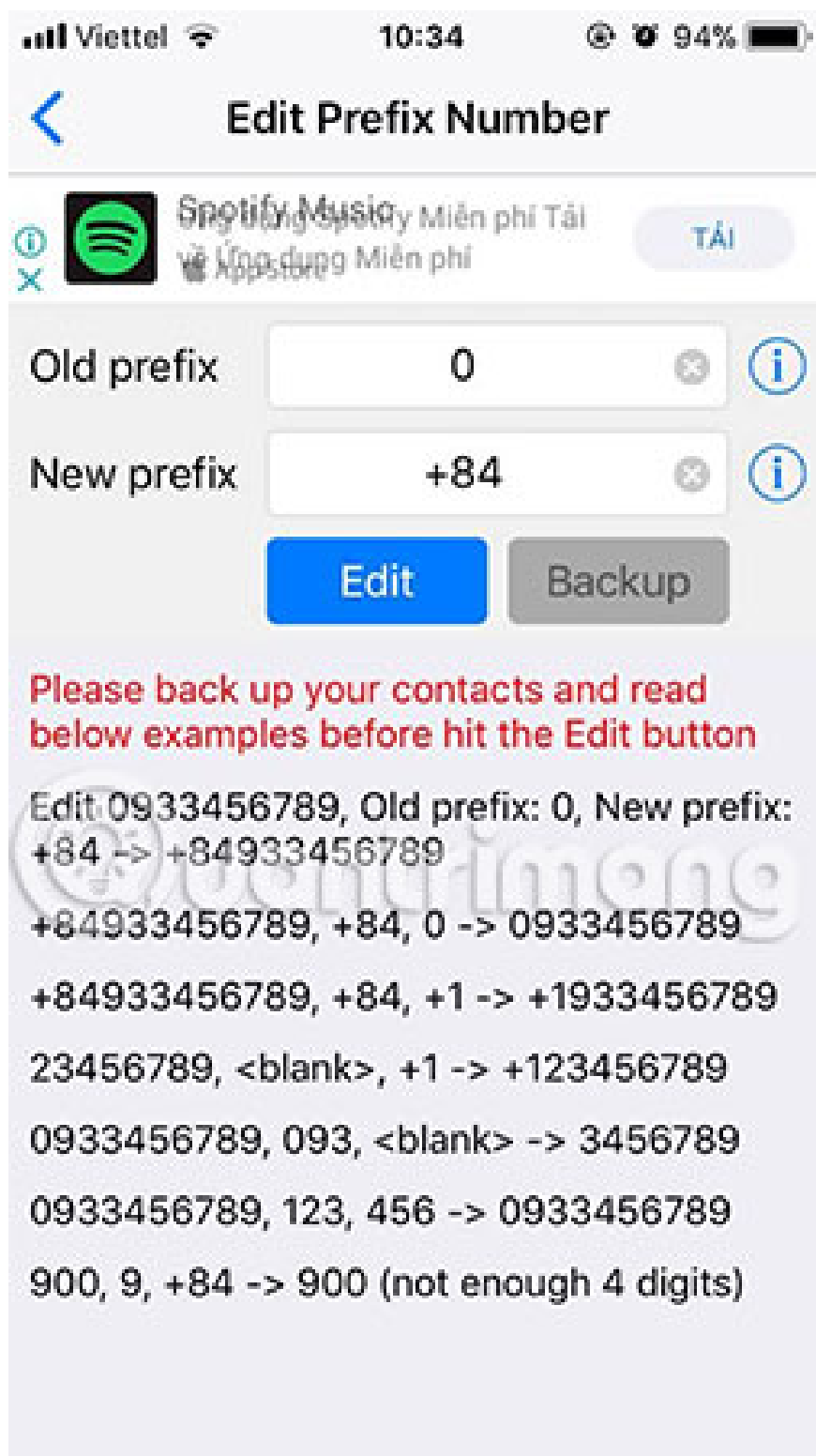
Utilities



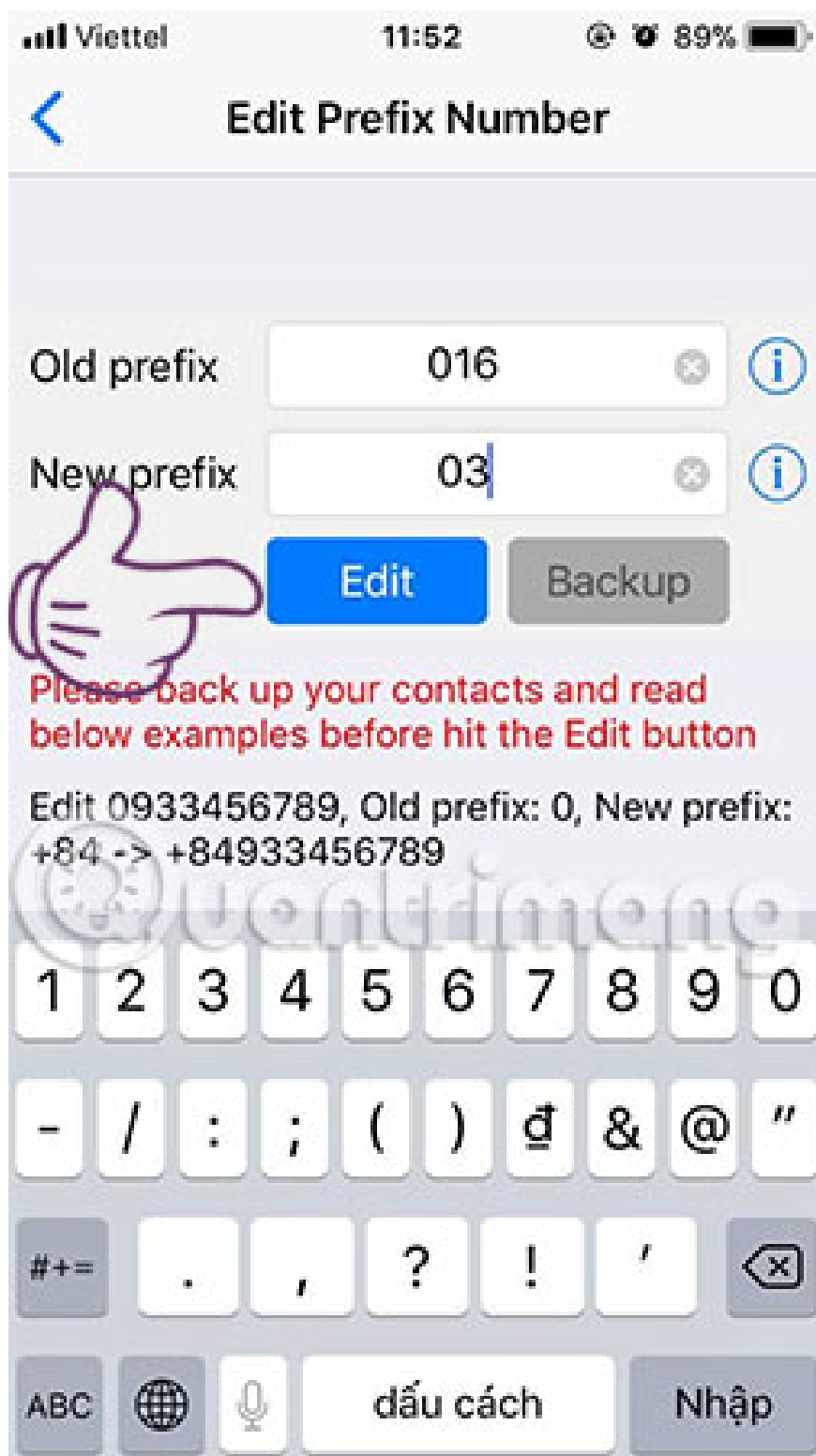
Statistics



Support



Now enter the old number in Old Prefix section, enter the new number into New Prefix and click **Edit** .



Step 4:

Wait a few seconds for the application to change the number 11 to 10 for you. When a new bulletin board appears, click **YES** to finish.



So, with just a few simple steps, you have successfully transferred the 11-digit subscriber to the 10 numbers in the iPhone phone book!

See more:

1. How to switch networks keeps mobile numbers intact
2. How to check the phone is not deducted by the network?

3. List of top number of mobile networks in Vietnam
4. How to transfer, backup phone contacts from iPhone to Gmail

You finished reading the article "**How to transfer 11 subscribers to 10 numbers in the iPhone phone book**" edited by the [TipsMake](#) team. We hope this article has provided you with many useful tech tips and tricks. You can search for similar articles on tips and guides. Thank you for reading and for following us regularly.
