

# How to track / unfollow Hashtag Instagram on iPhone and iPad

Instagram allows you to follow hashtag tags for quick access to relevant stories. In this article, TipsMake.com will show you how to track / unfollow the Instagram Hashtags on your iPhone and iPad.

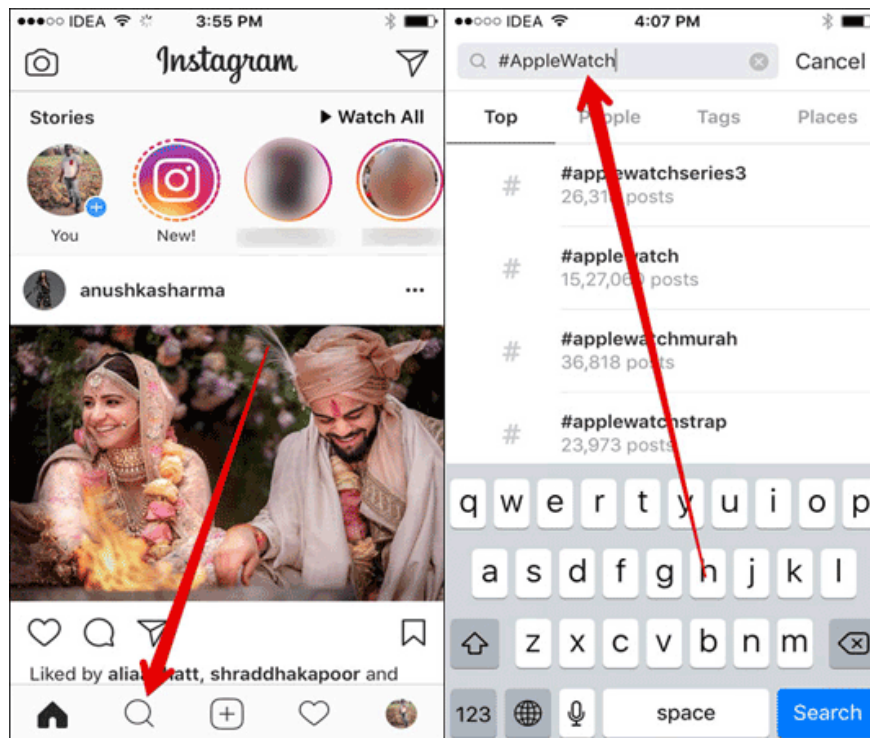
Instagram allows you to follow hashtag tags to quickly access related stories. By selecting tracking, you can access the most popular photos from tags starting with #. In this article, TipsMake.com will show you how to monitor / cancel tracking Instagram Hashtags on iPhone and iPad.

Before you start, you need to update Instagram to version 26.0 onwards. Open App Store ? Updates and update Instagram.

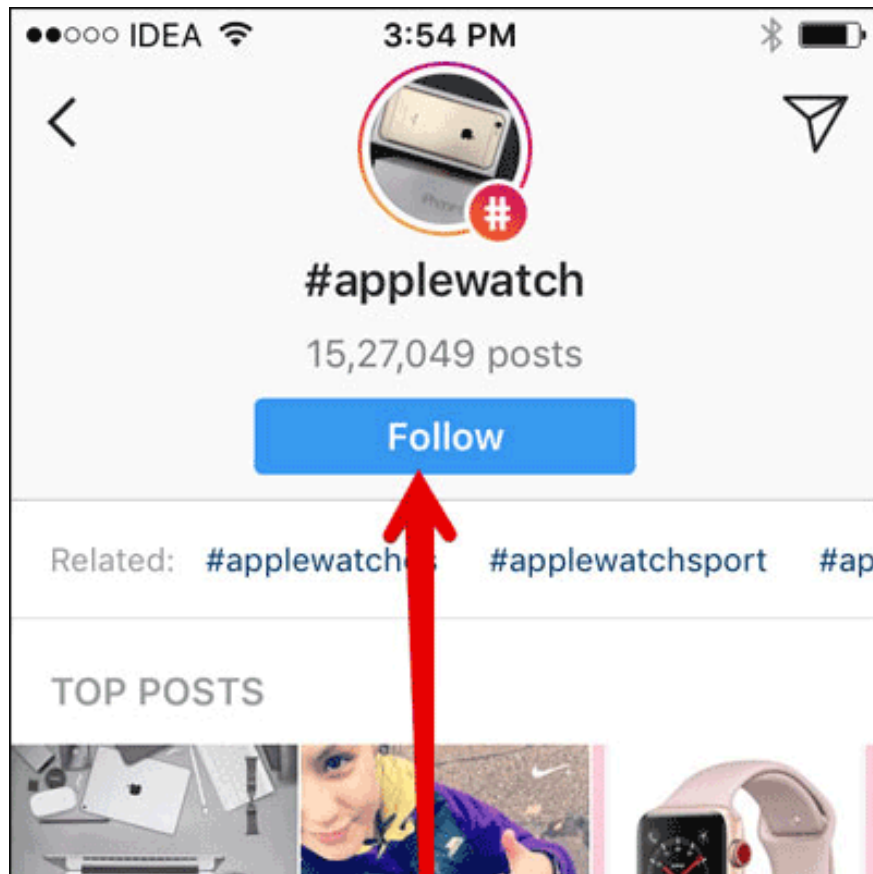
## How to track Hashtag Instagram on iPhone and iPad

**Step 1.** Open the **Instagram** app on your iOS device.

**Step 2.** Touch the **Explore** tab at the bottom, enter the tag you want to follow starting with #.



**Step 3.** On the hashtag page, click the **Follow / Follow** button.



After monitoring, Instagram will use algorithms to organize featured photos posted starting with that #.

## How to unfollow Hashtag Instagram on iPhone and iPad

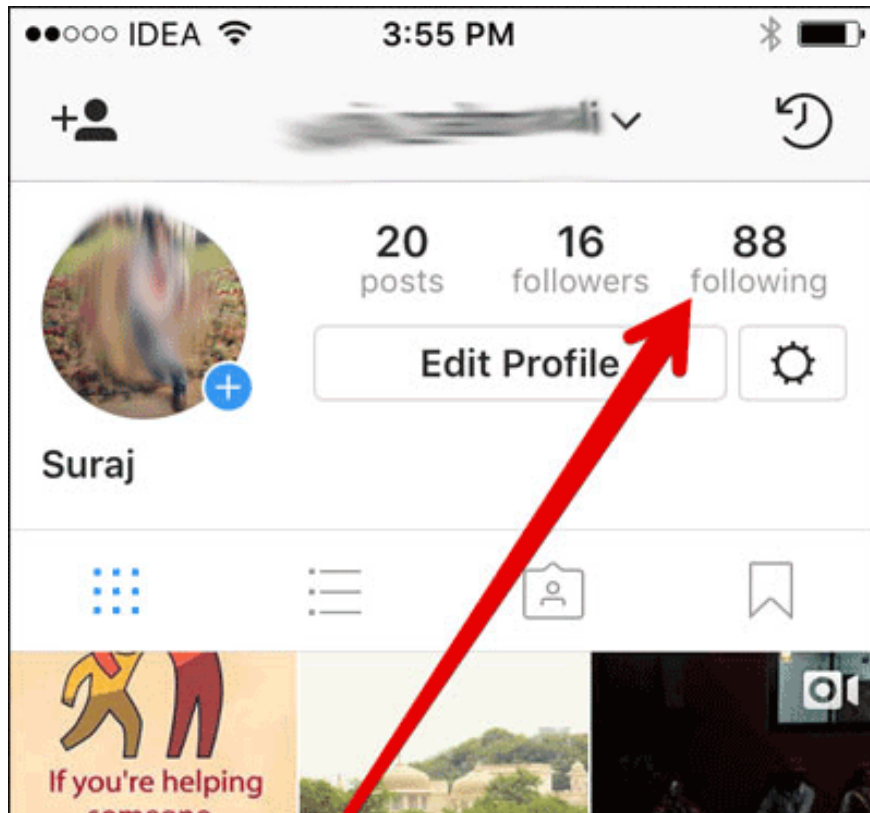
If you don't want to follow that Hashtag anymore, you can quit following it easily.

**Step 1 .** Open **Instagram** app on iOS device.

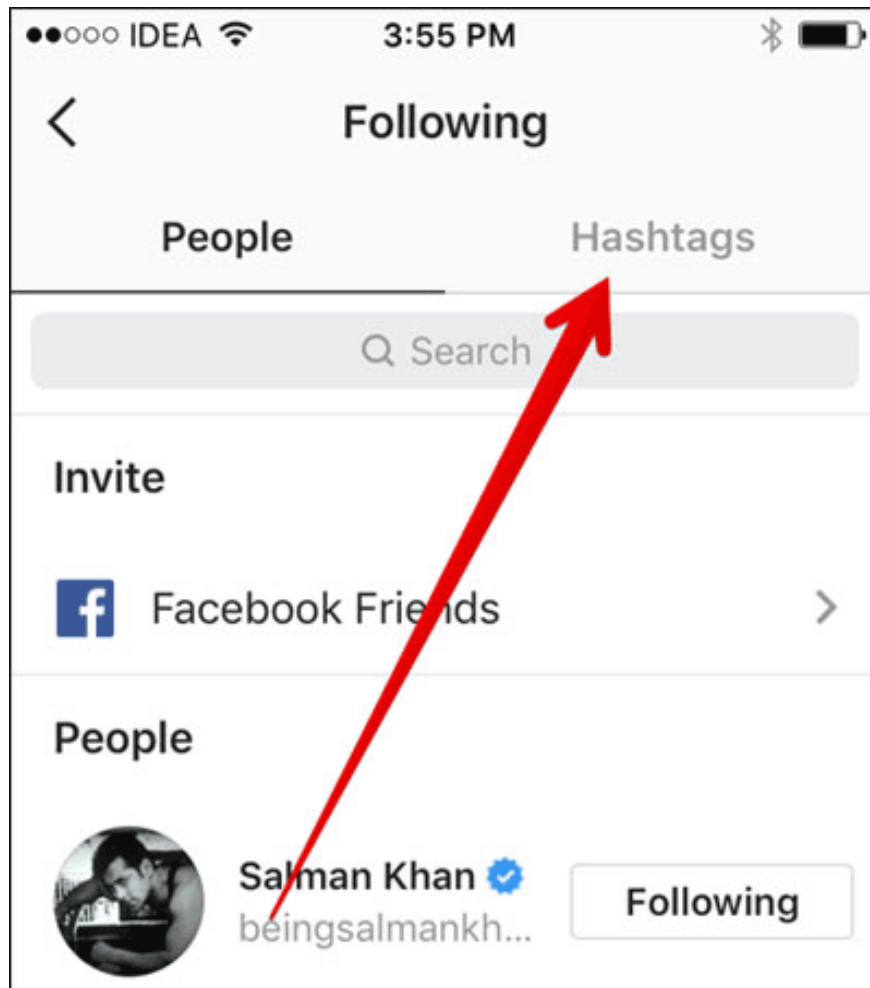
**Step 2.** Now, open the profile by clicking **Profile** at the bottom.



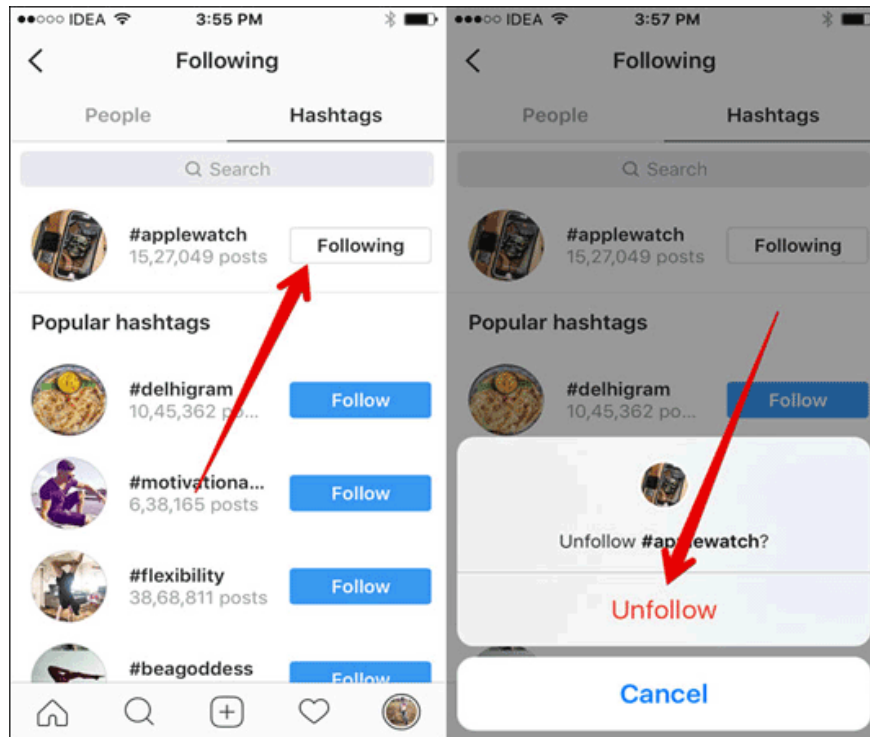
**Step 3.** Next, touch **Following / Follow up** .



**Step 4.** Next, touch the **Hashtag** tab.



**Step 5.** Click **Following / Follow up** on the hashtag you don't want to follow and select **Unfollow / Cancel tracking** .



With this feature, you can quickly track the hottest trends on social networking photos easily, and when everything settles down, or feel bothered by too many posts on any topic. There, you can also quit following.

Having fun!

See more:

1. Instructions for using Hashtag on Facebook
2. Tricks using the Hashtag on Twitter
3. How to unlink Instagram with Facebook

You finished reading the article "**How to track / unfollow Hashtag Instagram on iPhone and iPad**" edited by the [TipsMake](#) team. We hope this article has provided you with many useful tech tips and tricks. You can search for similar articles on tips and guides. Thank you for reading and for following us regularly.