

How to timer turn on WiFi on Windows 10?

The fastest and simplest guide to turn on WiFi on Windows 10. Manage your children's Internet usage on your computer with the Wi-Fi open timer..

You may not know that on Windows 10 operating system, there is a timer to turn on WiFi. I have also used Windows 10 for a long time, but I have to confess to you that I just found out about this feature.

Timer to turn on Wifi on Windows 10, needless to say, you will probably know its effect already, right? Well, I think its main use is to manage someone's internet usage. For example, your children or managing relatives...

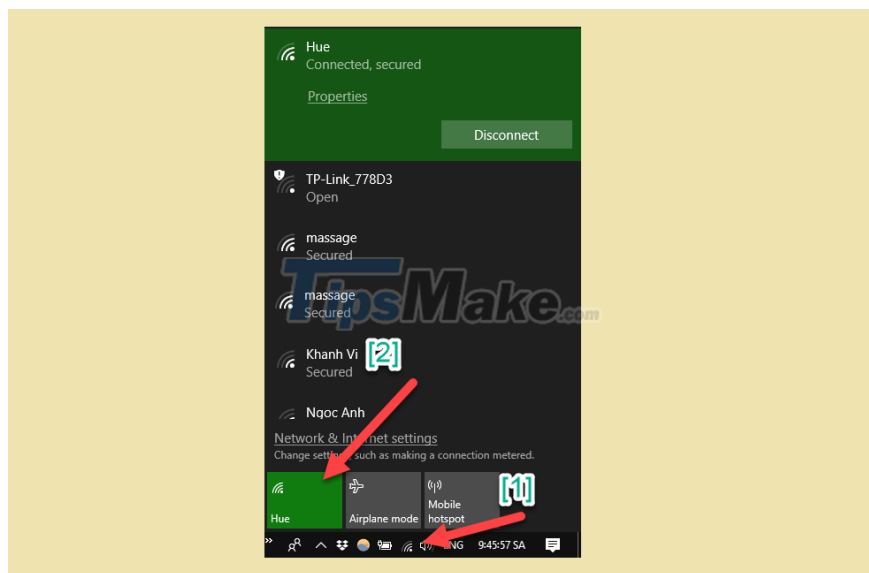
But perhaps it only works for those who are less knowledgeable about computers, and for those who use computers regularly, they will probably know how to reactivate it themselves. Using this feature, many people may not know, but turning off this feature, I think it will be easier.

Timer to open / use WiFi on Windows 10

OK, back to the main problem in this article, which is the timer to open WiFi on Windows 10. The method is extremely simple, please refer to the following steps:

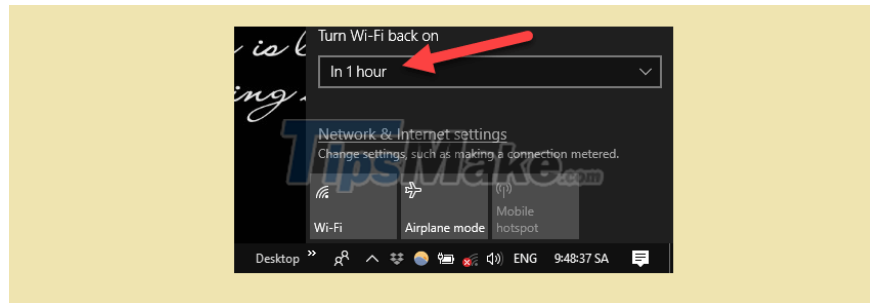
Method 1.

+ Step 1: First you need to turn off WiFi first, you do as shown below.



+ Step 2: After turning off Wi-Fi, a line called Turn Wi-Fi back on will appear as shown below.

There are options available to you that are 1h, 4h and 1 day. So you can set a timer to turn on Wi-Fi up to 1 day.



Finish! Now to switch back to Wi-Fi, just click on the Wifi icon and you're done. It will light up as shown below.

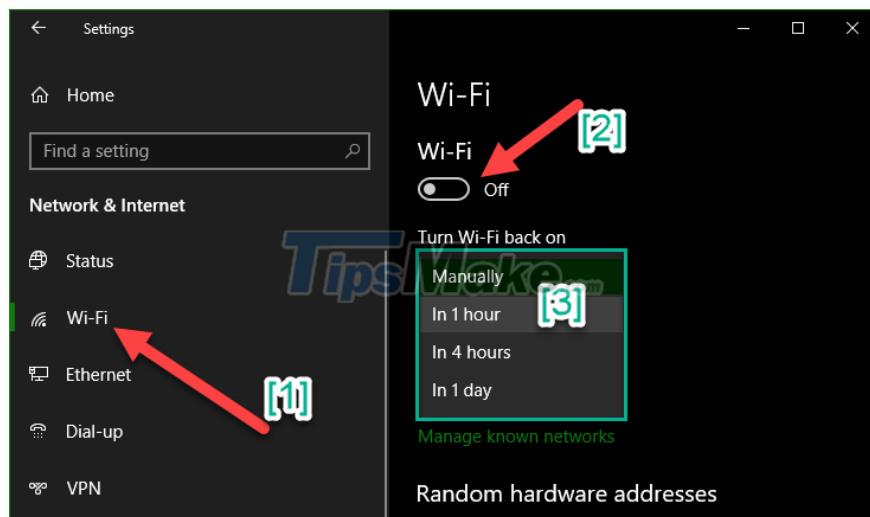
Picture 3 of How to timer turn on WiFi on Windows 10?

Way 2

In addition to the timer to turn on Wi-Fi as instructed above, you can do it in 2 ways as follows:

Implementation: You press Windows + I to open the Windows Settings dialog box => Then select Network & Internet.

Next, you select the Wi-Fi item as shown below => then you turn off Wifi by turning the switch to OFF => select the time that will automatically turn Wi-Fi back on in the box Turn Wi-Fi back on .



Well, that's it, I've just shown you a very detailed guide on how to schedule Wi-Fi on Windows 10 computers. A small feature, but I think it is also very useful in many cases.

Hope the article will be useful to you, good luck!

You finished reading the article "**How to timer turn on WiFi on Windows 10?**" edited by the [TipsMake](#) team. We hope this article has provided you with many useful tech tips and tricks. You can search for similar articles on tips and guides. Thank you for reading and for following us regularly.

