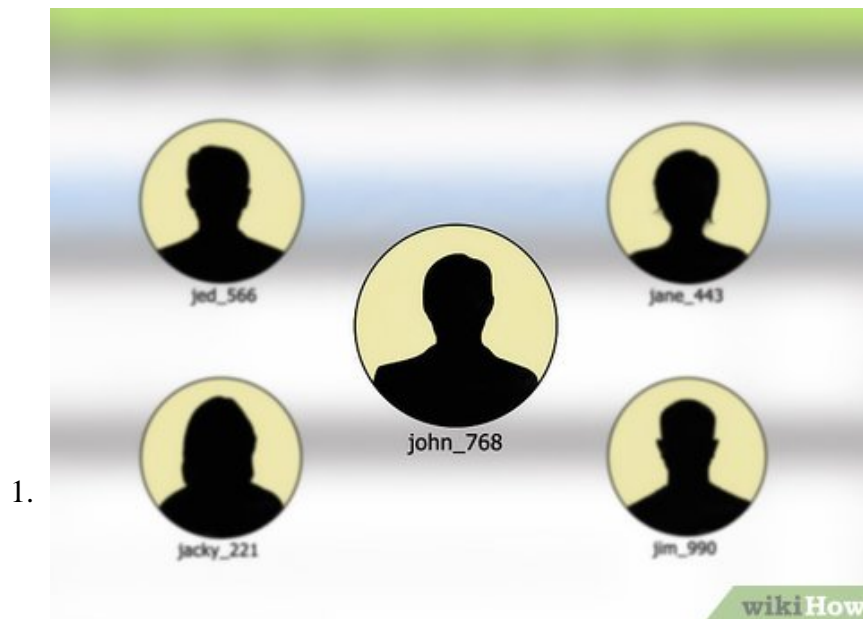


How to Think of a Username

When you are creating a new account on the Internet it is important to not only think of an original username, but one that is memorable as well. There are a few simple tricks to creating a unique username, like adding numbers and symbols,...

Method 1 of 2:

Identifying an Appropriate Username



Recognize what kind of username you are creating. In a lot of cases, your username only appears to you as the account holder. However, if you are creating an account on an online forum, a shared account, or are creating a username in a work environment, it is important to remember that the other users in your community will be able to see your username.

2.



Don't make it too complicated. While a complicated username can be great for privacy reasons, it is important to remember that you will most likely need to recall this information on a regular basis.

3.




Recognize the site's specifications. Some websites require your username to meet specific guidelines, like a capital letter and at least two instances of numbers or symbols. Make sure you meet these requirements when designing your username.

4.



Understand that you may have this username for a long time. It is incredibly important to make sure that your username will be appropriate in the future because you may be using it for a long time. For instance, a username that you find appropriate as a student or young adult may not be appropriate when you enter the workforce.

5.



Avoid using too much personal information. In a lot of situations it is important to maintain anonymity, especially when posting to forums and comment sections on the internet. You probably don't want that comment you left on YouTube to lead to someone messaging you through Facebook!

Method 2 of 2:

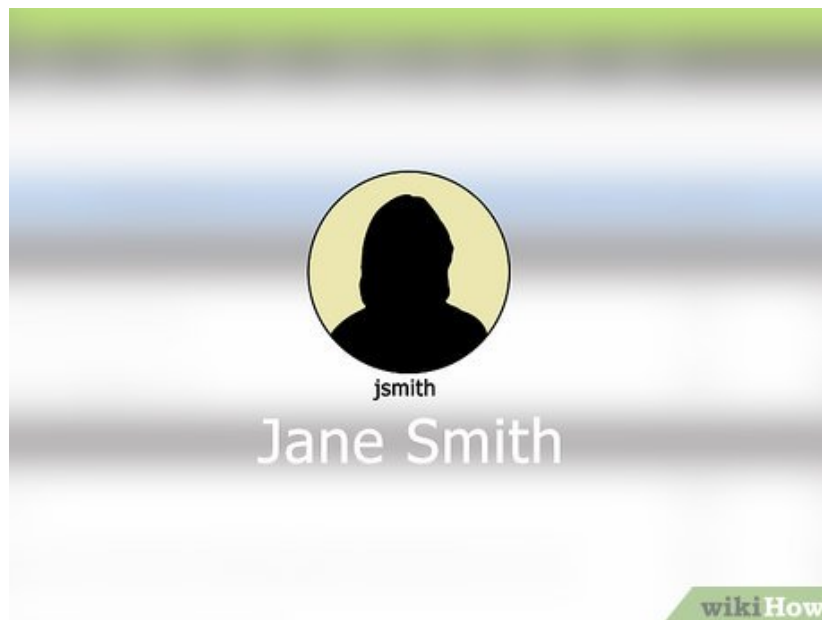
Thinking of a Unique Username

1.



Think of something unique to you. It often helps to think of a unique characteristic about yourself, like your eye color or a particular passion you may have. This does not mean the last four digits of your Social Security Number! Be vague! A good example may be "GreenEyedBiker" if you love to bike and have green eyes.

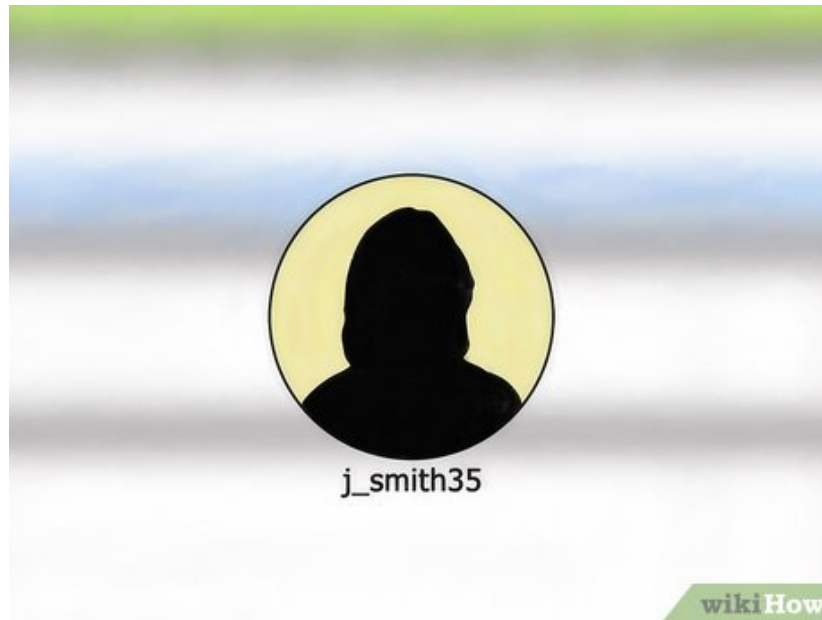
2.



Keep it simple. If you are creating an account at your school or business, sometimes it is best just to keep it simple by making your username your first initial and your last name. For example, if your name was Jane Smith, you could use "jsmith."^[1]

1. To make this name more unique, add your middle initial or a number that bears significance to you.

3.



Add numbers or symbols. A great way to make your username more unique is to add numbers and symbols in the place of more complicated names. For instance, you can jazz up "jsmith" by turning it into "j_smith35." This is also a simple way to get that username you initially wanted but you were told that name has already been taken.^[2]

You finished reading the article "**How to Think of a Username**" edited by the [TipsMake](#) team. We hope this article has provided you with many useful tech tips and tricks. You can search for similar articles on tips and guides. Thank you for reading and for following us regularly.