

How to text, video chat on Airmink without an account

Airmink allows you to text and video chat without creating an account, without sharing the Internet to connect.

To meet the needs of instant messaging without creating an account or setting up an app to use, there are now many such messaging applications. Airmink is a web service that helps us to make video calls, send messages, files from any device or operating system without users needing to install software, or applications to use. The interface of Airmink is very simple and you only need to access the right chat room to connect with each other, even if you do not share WiFi network. The following article will guide you how to use Airmink to text and free video calls.

Instructions for using Airmink for free video calling

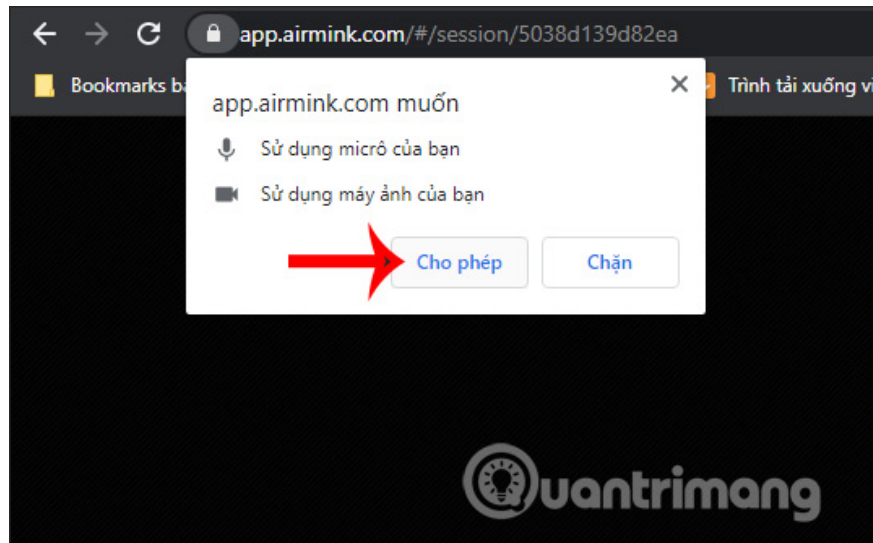
Step 1:

We access the link below to go to the Airmink homepage, then click **Start now> Yes, start a secure session** to use.

<https://airmink.com/>

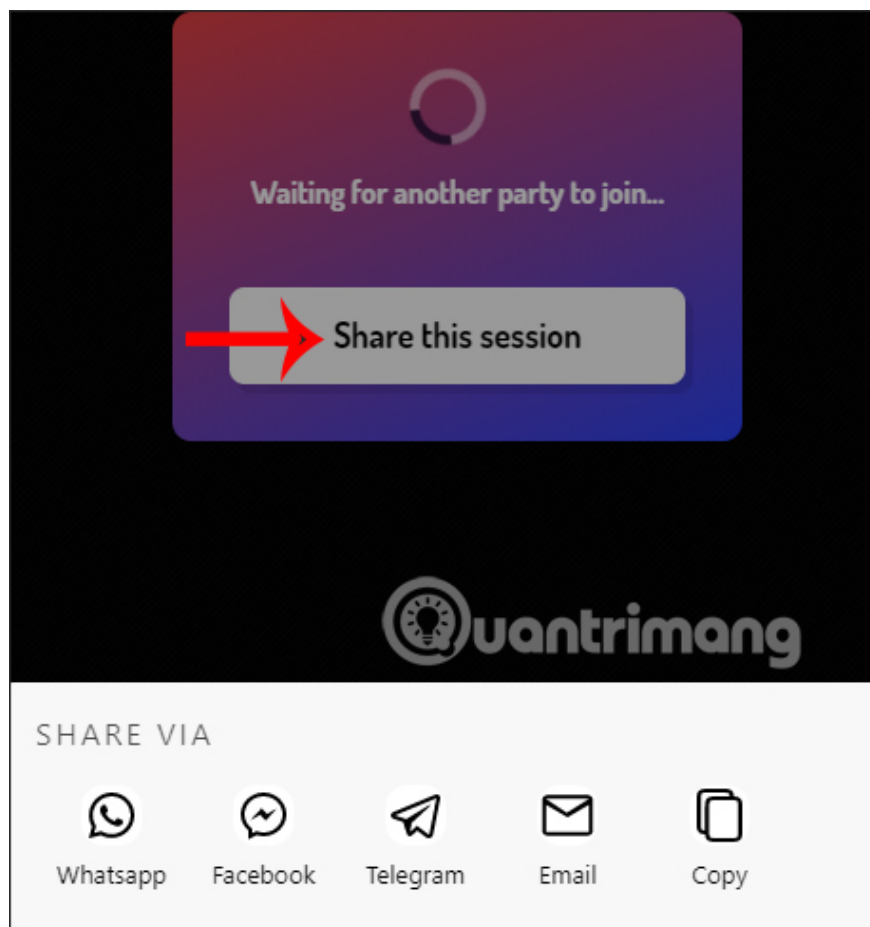
Step 2:

When accessing, we need to agree for Airmink **to use the camera and microphone** on the browser or on the device you are using.



Step 3:

To **share the chat room** with other people, **click Share this session** to send the link to the person you need to contact. Below shows options for sending links for your use.



Step 4:

Waiting for the process of creating chat rooms to be completed, members can contact each other. In the contact interface, to message each other we click **the message icon on the left side of the screen** .

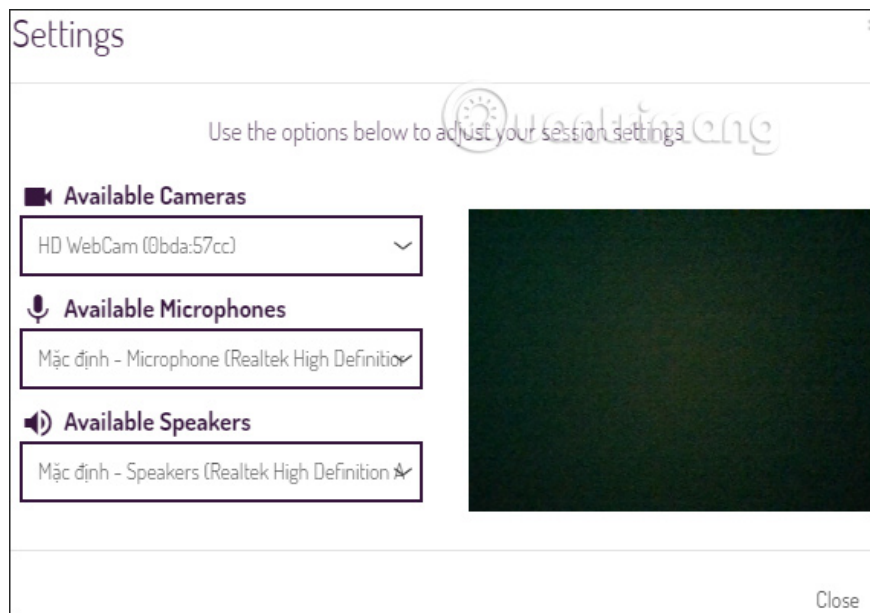
To **send the file** , press **the circle plus icon** . Can send multiple files at the same time. Also in this interface users can also turn off the microphone, camera if desired.



Step 5:

To **adjust the audio or webcam** , click **the gear icon** to adjust. To stop a call, press the gear icon.

Overall, the Airmink interface is very simple, but limited to only 1 to 1 chat.



You finished reading the article "**How to text, video chat on Airmink without an account**" edited by the [TipsMake](#) team. We hope this article has provided you with many useful tech tips and tricks. You can search for similar articles on tips and guides. Thank you for reading and for following us regularly.