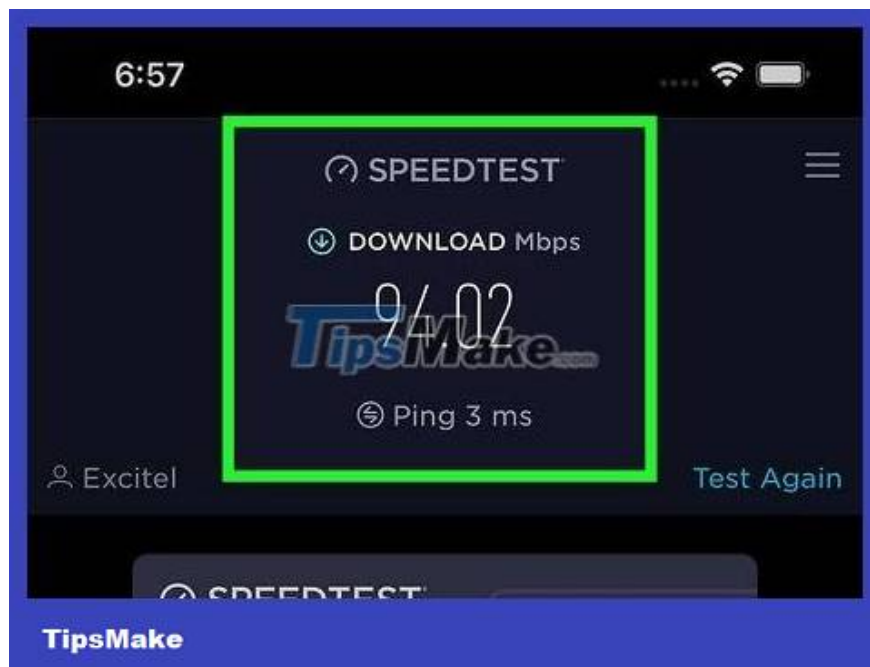


How to Test WiFi Speed ??on iPhone

Is your iPhone's internet speed slow when connected to Wi-Fi? Don't worry, you can use many free apps and websites to check your Wi-Fi status and the loading speed of your favorite websites. This article will help you know how to find free tools that can test Wi-Fi speed with simple operations on your iPhone.

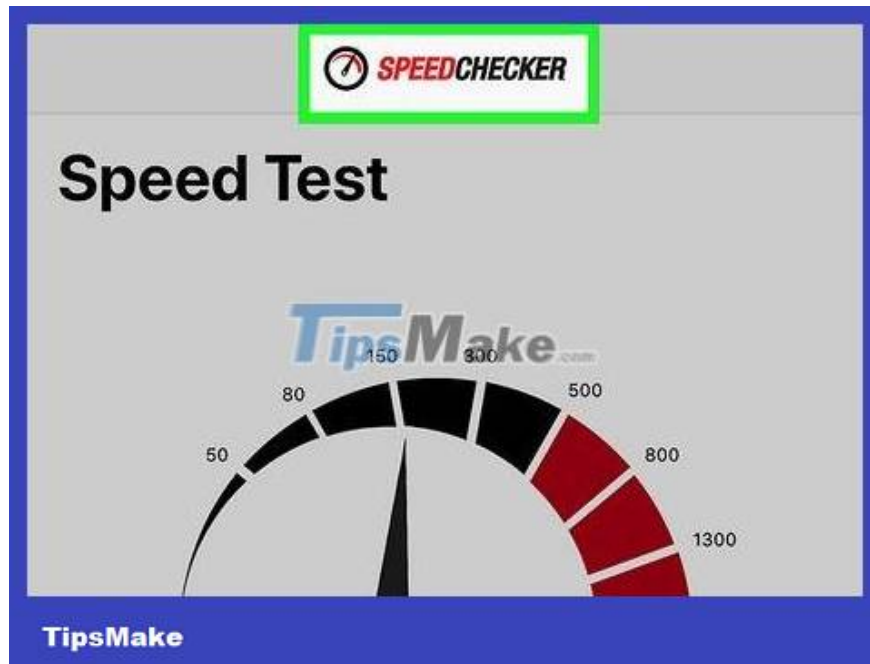
Speedtest by Ookla



Speedtest by Ookla is a completely free speed test tool. You can test your internet speed using servers anywhere in the world. Although you can't get local Wi-Fi hotspot information, this is still a simple and quick internet speed test option on an iPhone that's already connected to Wi-Fi.

To use this free tool, you can visit <https://www.speedtest.net> using your iPhone web browser or download Speedtest from the App Store at <https://apps.apple.com/us/app/speedtest-by-ookla/id300704847>.

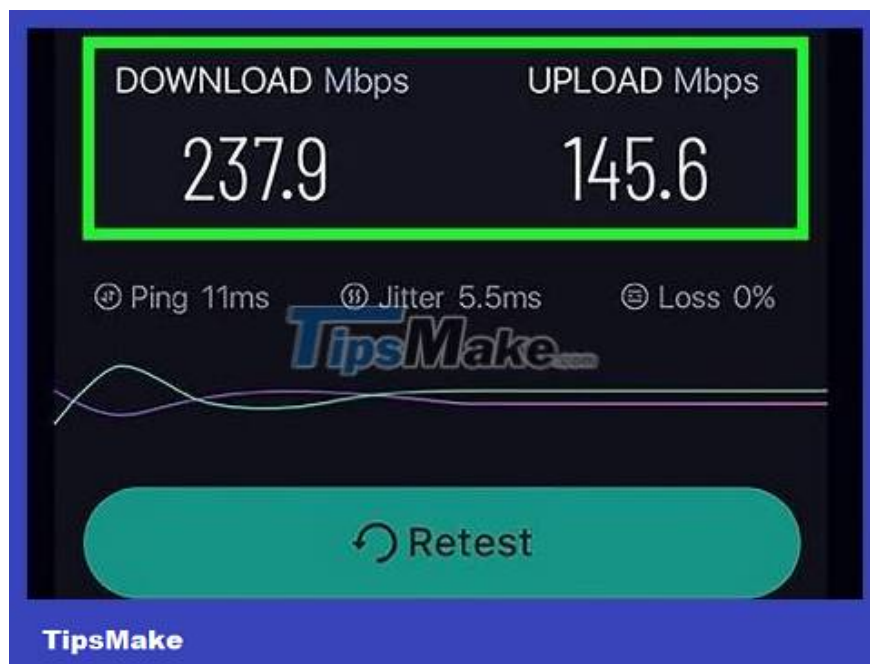
SpeedChecker



SpeedChecker is a free option that helps you check the speed of your Wi-Fi network and regular internet connection. This is a free and easy-to-use application that allows you to choose to test your internet speed by 'pinging' a remote website, and displays the parameters of the connected Wi-Fi network. In the test results section, you can also see the average download time for certain tasks, such as movies in different formats (HD or SD), TV shows and songs.

Download Speedchecker from the App Store at <https://apps.apple.com/us/app/speedchecker-speed-test/id658790195>.

SpeedTest Master



SpeedTest Master is a popular free app with paid upgrade options. The app limits the number of free tests, but the tests provide plenty of insight. This is the right choice when you want to test which Wi-Fi signal is better. You'll have to pay a small fee if you want unlimited testing options.

Download SpeedTest Master free version from App Store at <https://apps.apple.com/app/apple-store/id994788581>.

SpeedSmart

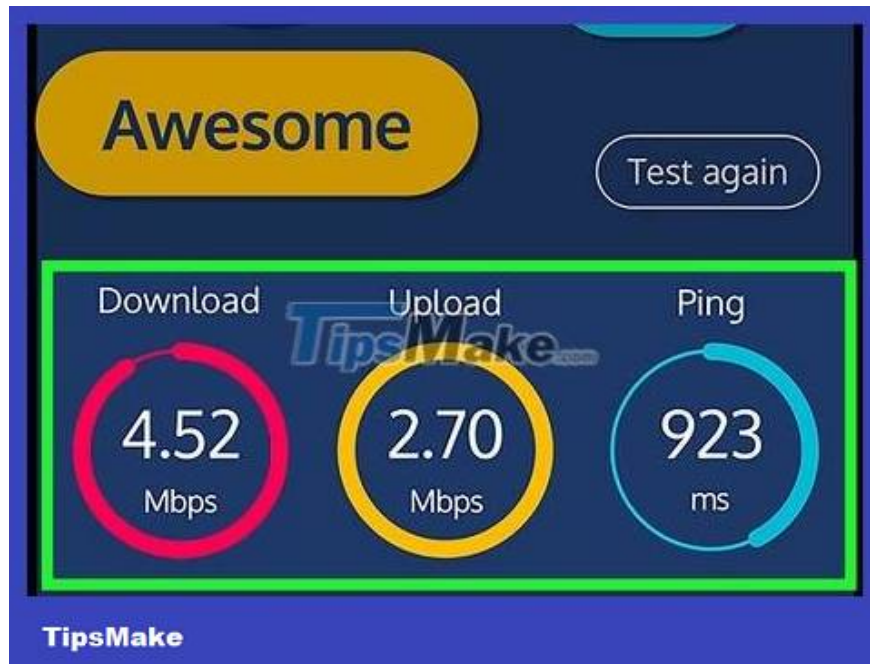


SpeedSmart gives you actual internet speed information and Wi-Fi speed parameters. This free app has ads, but you can pay a small fee to block them. If you want to see more detailed parameters such as average latency, upload and download speeds of network subscribers, Wi-Fi, and the average summary of the previous month, download the official app on iPhone. .

To use SpeedSmart on the web, visit <https://speedsmart.net>.

Download the application at <https://apps.apple.com/us/app/speed-test-speedsmart-internet/id366593092>.

Meteor



OpenSignal's Meteor is a free and easy-to-use speed test application. You can use Meteor to test download and upload speeds, respond to 'pings' and test network performance on certain applications, such as 'pinging' servers on Pokemon Go.

Download Meteor from the App Store at <https://apps.apple.com/us/app/internet-speed-test-meteor/id1292709222>

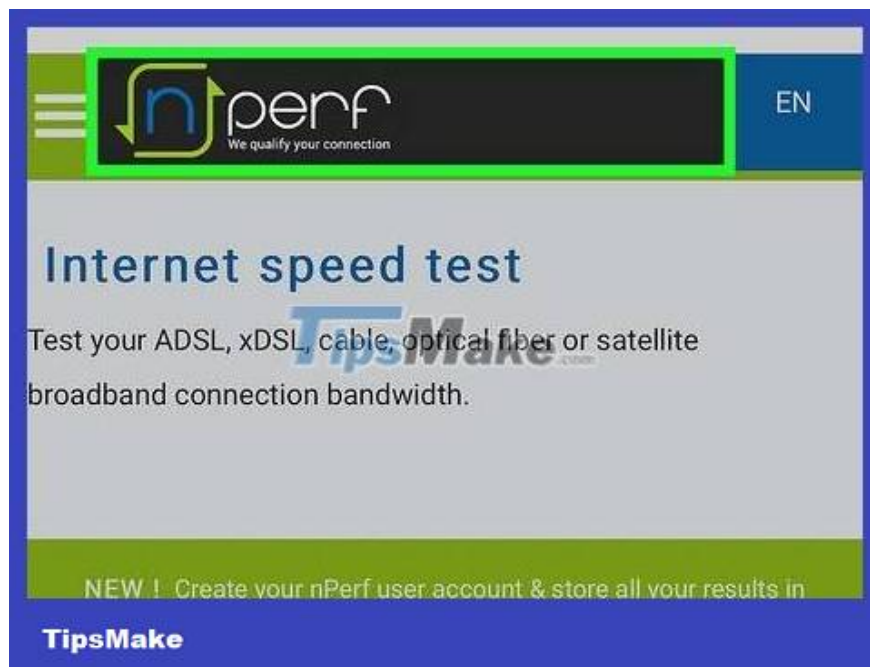
Google speed test feature



To quickly test your internet speed, you can search for 'Speed ??test' on Google. When you type speed test into Google, you'll see the option to test your speed without downloading special software. Tap **RUN SPEED TEST** to see your download and upload speeds.

Even though you won't see specific information about your Wi-Fi network, this is a quick and convenient way to test your speed.

nPerf

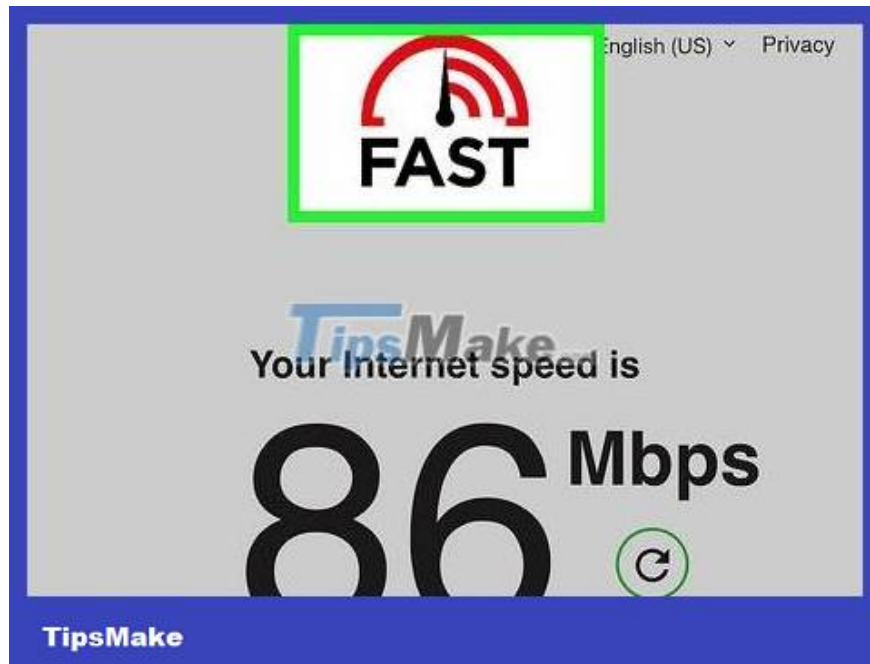


nPerf tells you the speed of your network and Wi-Fi subscription. This is the right choice when you want to know more specific parameters, including video transfer quality and latency reports. You can save the results if you download the official app on your iPhone.

Visit <https://www.nperf.com> to test your speed on the web, or download the app from the App Store at <https://apps.apple.com/us/app/nperf-internet-speed-test/id916797048> .

When you test your speed with the nPerf app, you'll see the app show pages that were opened frequently (such as Facebook, Reddit, Yahoo, and Google) while the speed test was taking place, so you can see delay in reporting results.

Fast by Netflix



Netflix's Fast website supports network speed testing by 'pinging' Netflix's web server. This is the right tool if you want to know your connection speed when watching movies on Netflix.

Access Fast at <https://www.fast.com>, or download from the App Store at <https://apps.apple.com/us/app/fast-speed-test/id1133348139>.

Internet Speed ??Test Speedcheck



Internet Speed ??Test Speedcheck is a free application, has ads and has an additional Wi-Fi finder feature. You can use this app to test your Wi-Fi and network speed every time you access Wi-Fi, and the results will be saved in your Wi-Fi speed data. When you're out and about, you can use the Wi-Fi finder feature to find

the fastest Wi-Fi connection in your neighborhood.

Download Internet Speed Test Speedcheck from the App Store at <https://apps.apple.com/us/app/internet-speed-test-speedcheck/id616145031>.

By default, you'll see your Wi-Fi website connection, download, and upload speeds when you tap **Begin test** . Swipe left to see more options and select the server to check.

You finished reading the article "**How to Test WiFi Speed on iPhone**" edited by the [TipsMake](#) team. We hope this article has provided you with many useful tech tips and tricks. You can search for similar articles on tips and guides. Thank you for reading and for following us regularly.