

How to temporarily disable and permanently delete your Twitter account

Similar to Facebook, Instagram, Twitter is also one of the social networks that many users use. However for some reason you want to delete your Twitter account or simply want to delete the old account to create a new account.

Similar to Facebook, Instagram, .Twitter is also one of the many social networks used by many users. However for some reason you want to delete your Twitter account or simply want to delete the old account to create a new account.

Removing Twitter accounts is quite simple. In the article below, Network Administrator will guide you how to temporarily disable or permanently delete your Twitter account.



In addition, readers can refer to how to permanently delete and temporarily disable Instagram account [here](#).

1. Disable Twitter account

To **delete a Twitter account** you must first **disable the temporary account** . When the Twitter account is temporarily disabled, Twitter will delete your data on Twitter in minutes. And then your account will be placed in the 'queue' list to wait for permanent deletion.

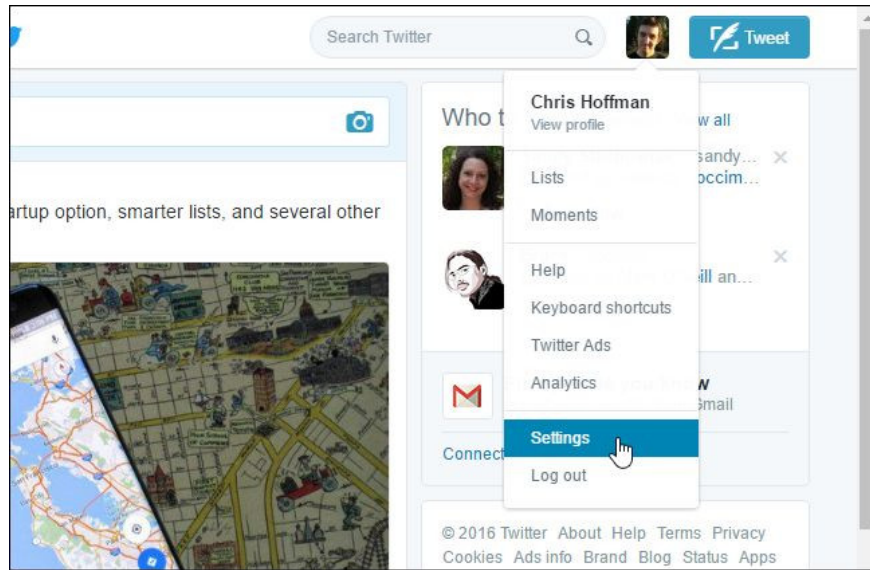
After 30 days, your Twitter account and related data will be permanently deleted. If you want, you can register to create a new account.

If you change your mind and do not want to delete your Twitter account, within 30 days you can log back in your account to reactivate. Your data, including tweets, followers and favorites will be restored within minutes.

2. How to delete Twitter account?

To delete a Twitter account, on your browser go to Twitter.com (note that you cannot use the mobile web browser application), then log in to your Twitter account.

Click **on the user image icon** , then select **Settings** to access your **Twitter** account settings page.



On your Twitter account settings page, click on the **link Deactivate My Account** at the bottom corner.

Content

Country ▼
Select your country. This setting is saved to this browser.

Tweet media Do not inform me before showing media that may be sensitive
You will see all photos or videos even if they contain sensitive media.
 Mark media I tweet as containing material that may be sensitive
Please check this box if your Tweets contain sensitive media so that users can be informed prior to viewing.

Video Tweets Video autoplay
Videos will automatically play in timelines across the Twitter website. Regardless of your video autoplay setting, video, GIFs and Vines will always autoplay in Moments. [Learn more](#).

Your Twitter archive
You can request a file containing your information, starting with your first Tweet. A link will be emailed to you when the file is ready to be downloaded.

[Deactivate my account](#)

Twitter will provide more information about deleting your account and asking you to revert to the reason why you want to delete the account.

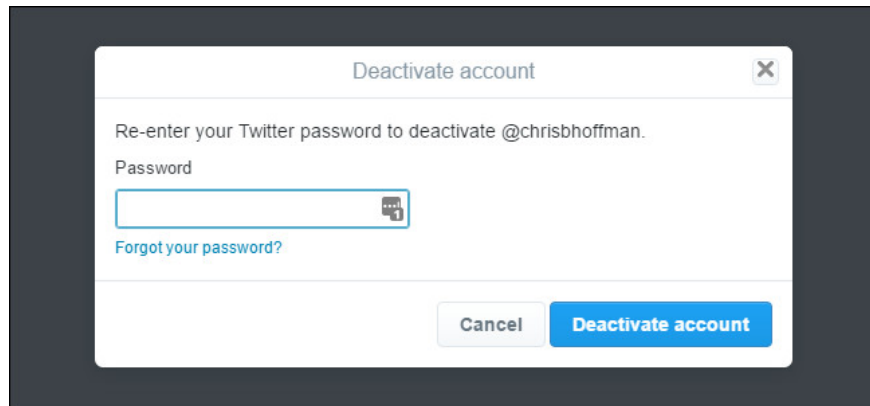
To confirm that you want to delete your account, click the ' *Delete @ your account* ' button.

Is this goodbye?
Are you sure you don't want to reconsider? Was it something we said? [Tell us](#).

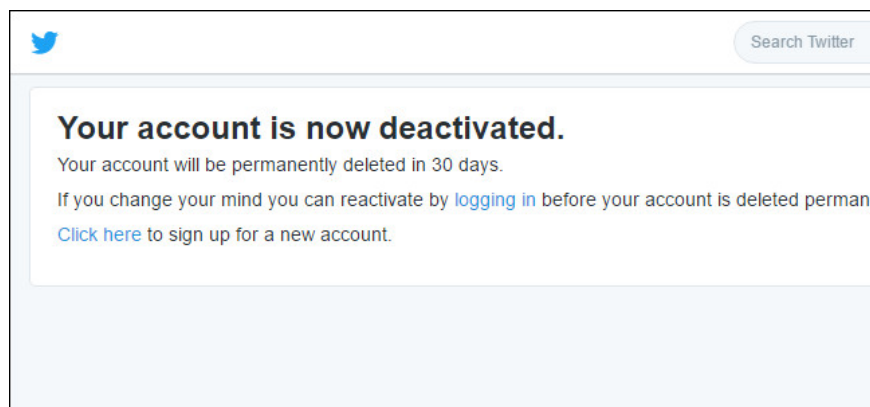
Before you deactivate @chrisbhoffman, know this:

- We will only retain your user data for 30 days and then it will be permanently deleted. You can reactivate your deactivation by logging back in.
- You don't need to deactivate your account to [change your username or Twitter URL](#). You can change it on the s remain unchanged.
- If you want to use this account's username or email address on another Twitter account, [change it](#) before you d deleted, that information won't be available for use.
- Your account should be removed from Twitter within a few minutes, but some content may be viewable on twitter
- We have no control over [content indexed by search engines](#) like Google.

Enter your Twitter account password, then click ' *Deactivate Account* ' to confirm deleting your account.



Twitter will notify you that your account has been disabled. Your data will disappear from the Twitter website within minutes.



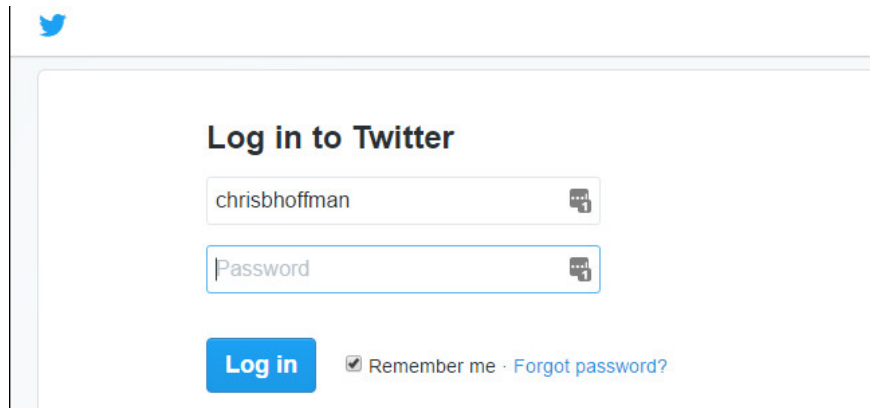
3. How to reactivate your Twitter account?

If you change your mind and don't want to delete your Twitter account, you can visit the Twitter website on any web browser on your computer.

Note that you cannot use the Twitter for mobile application.

Next login your Twitter account (username or email address and password).

After logging in, your account will be reactivated. Twitter will recover all your account data within minutes.



Refer to some of the following articles:

1. Tricks or certain Twitter users should not be ignored
1. A simple way to link your Facebook account to Gmail
1. Tricks using the Hashtag on Twitter

Good luck!

You finished reading the article "**How to temporarily disable and permanently delete your Twitter account**" edited by the [TipsMake](#) team. We hope this article has provided you with many useful tech tips and tricks. You can search for similar articles on tips and guides. Thank you for reading and for following us regularly.