

How to sync Windows 11 clipboard across multiple computers

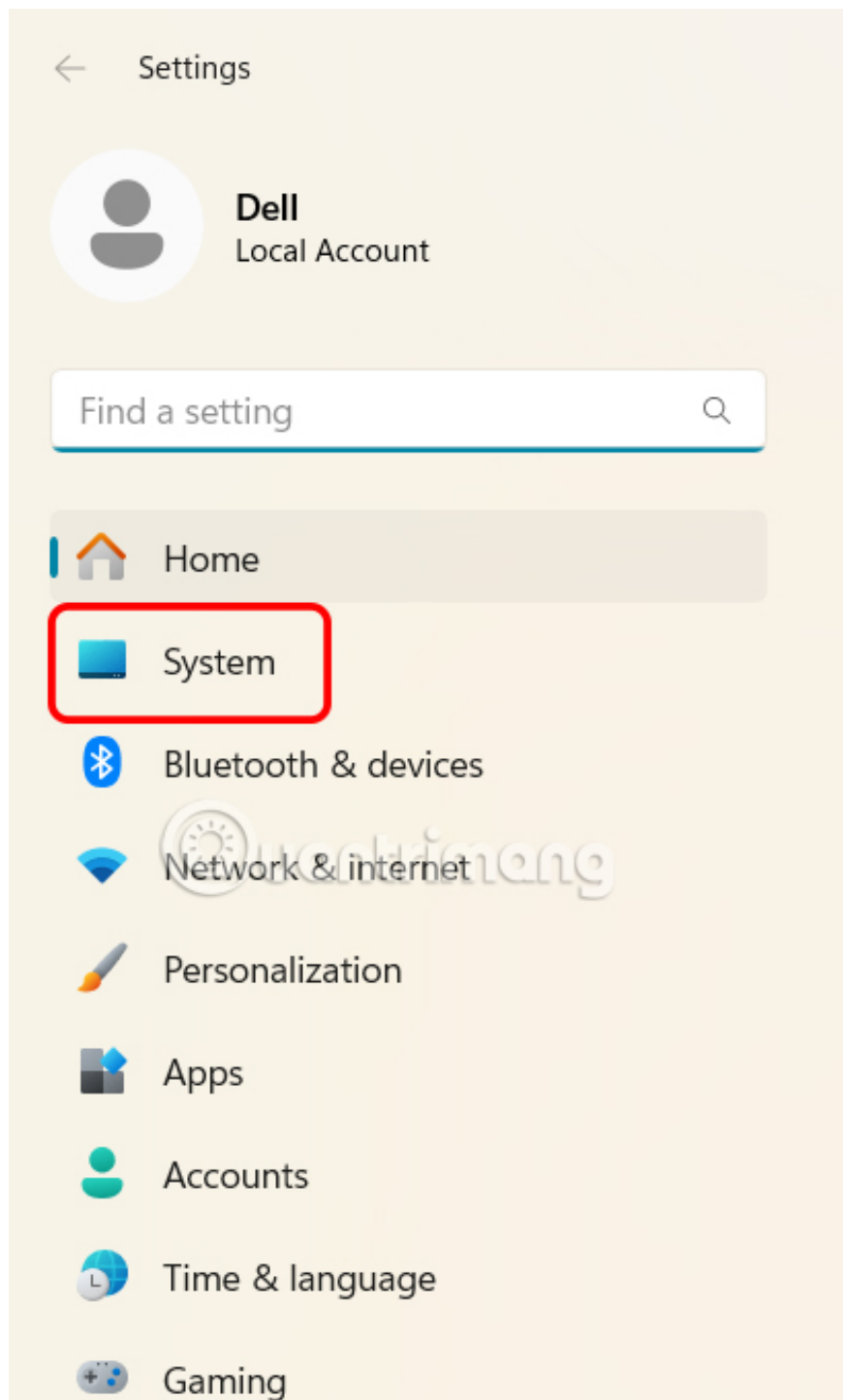
With Windows 11 clipboard sync, you can instantly move images, links, and text between your PC, Windows laptop, or even your Android phone.

If you frequently move text and images between Windows 11 devices, Microsoft has a handy trick. With Windows 11 clipboard sync, you can instantly move images, links, and text between your PC, Windows laptop, or even Android phone, all with just one Microsoft account on each device. Here's how to sync your Windows 11 clipboard.

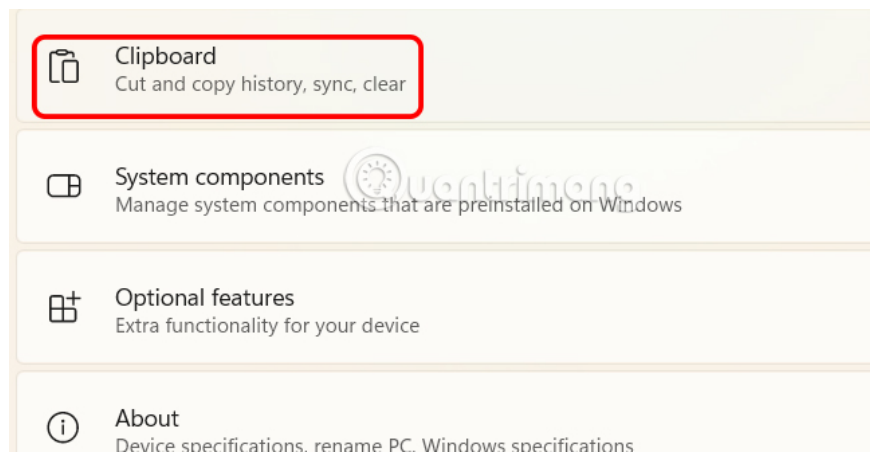
Windows 11 Clipboard Sync Guide

Step 1:

Press **Win + I** to open Settings, then **click System** in the left menu interface.

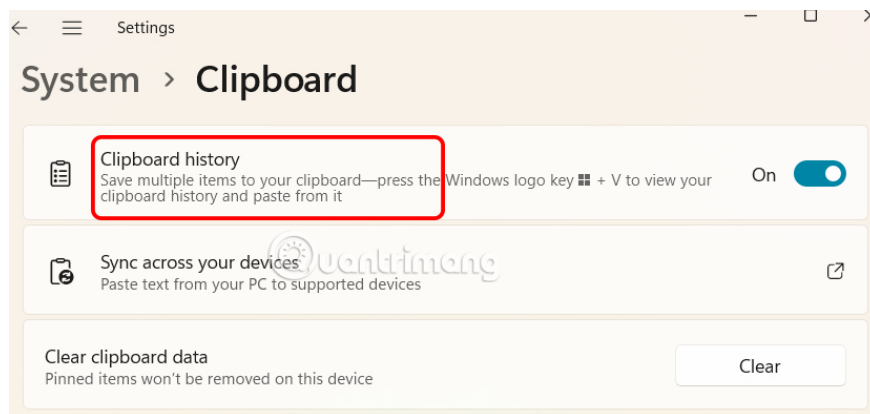


Look at the content next to it, scroll down and click on **Clipboard** .



Step 2:

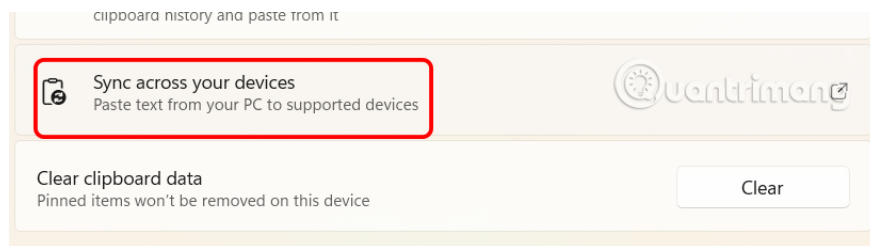
In the Clipboard settings interface, users click on the Clipboard history feature and **activate On mode to enable clipboard history on Windows 11** .



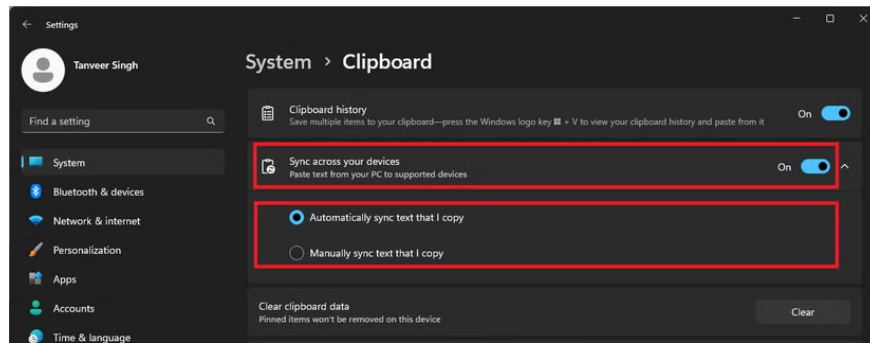
Step 3:

Continue to click on the Sync across your devices setting below to enable clipboard sync on Windows 11.

Note, you must sign in to your Microsoft account on your computer.



Now display 2 sync options below, you choose Automatically sync text that I copy or Manually sync text that I copy depending on your needs to synchronize Windows 11 clipboard on multiple devices.



How to sync clipboard between Windows and Android

First you need to download the Microsoft SwiftKey keyboard app and use the same Microsoft account as your computer to log in.

Then we proceed to set up the application as usual. Click on **Rich input > Clipboard** and enable **Sync clipboard history**.

1:23

93%

← SwiftKey settings



Account



Languages



Themes



Typing



Emoji



Rich input



Layout & keys



Sound & vibration



Privacy



Help & Feedback



About Microsoft SwiftKey



XDA

1:28

92%

← Rich input

Tasks

Add tasks to Microsoft To Do

Clipboard

Voice typing

Enable voice typing key



1:28

92%

Clipboard

Remember copied items

All copied text will be saved in clipboard



Single column view

Switch on for single column view



Sync clipboard history

Copy and paste text from your other Windows devices. When this is on, Microsoft receives your clipboard data to sync across your Windows devices.



Show last copied item as quick paste option on prediction bar

When this is off, your last copied item from another device will only be shown in your clipboard history



+ Add a new clip

Tip
Text you copy will automatically show here

Tip
Pin copied text snippets to stop them expiring after 1 hour

Tip
Slide clipboard items to delete them



XORA

You finished reading the article "**How to sync Windows 11 clipboard across multiple computers**" edited by the [TipsMake](#) team. We hope this article has provided you with many useful tech tips and tricks. You can search for similar articles on tips and guides. Thank you for reading and for following us regularly.
