

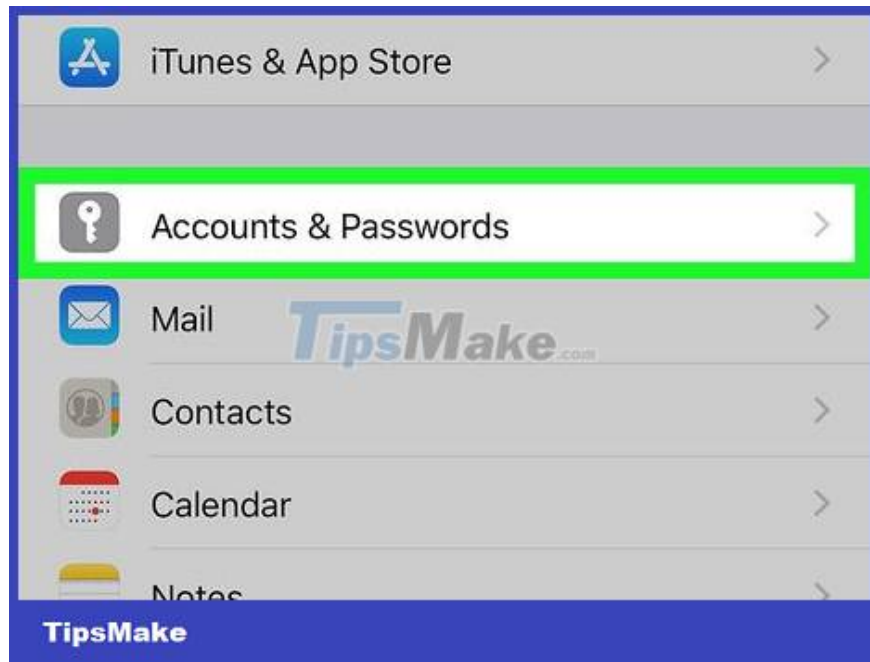
# How to Sync Gmail Contacts to iPhone

TipsMake today will show you how to copy contacts from Gmail account to iPhone contacts. You can sign in to your Gmail account if it's not already available on your iPhone, or sync your Gmail account's contacts.

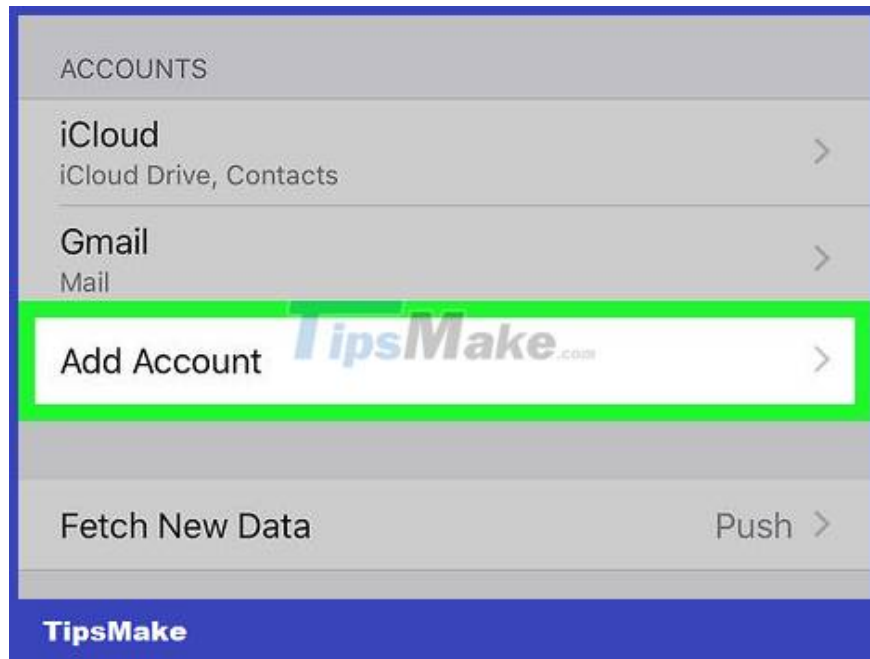
## Add Gmail account to Contacts



Open Settings on iPhone. Click the Settings app icon in the gray frame.



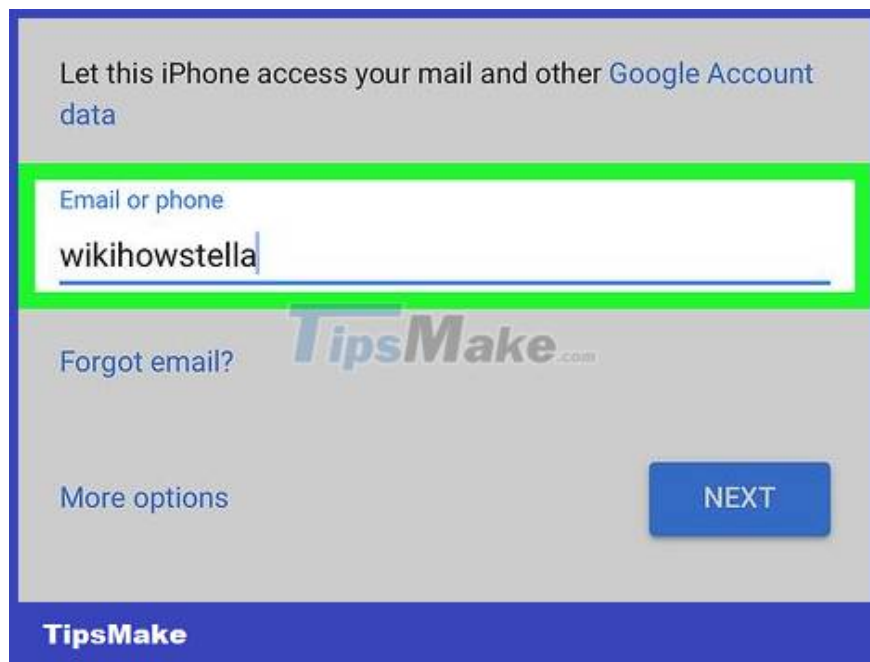
Scroll down and tap Accounts & Passwords . Options are located about a third of the way down the "Settings" page.



Click Add Account near the bottom of the page.



Tap the Google option in the middle of the page. The Gmail login page will appear.



Enter your email address. Enter the email address associated with your Google account.

You can also use a phone number if it's already linked to the account.

Email or phone  
w<sup>i</sup>k<sup>i</sup>h<sup>o</sup>w<sup>s</sup>t<sup>e</sup>l<sup>l</sup>a

Forgot email?

More options *TipsMake*.com

**NEXT**

**TipsMake**

Click Next in the lower right corner of the page.

**Google**

Welcome

 wikihowstella@gmail.com

Enter your password *TipsMake*.com

●●●●●●●● 

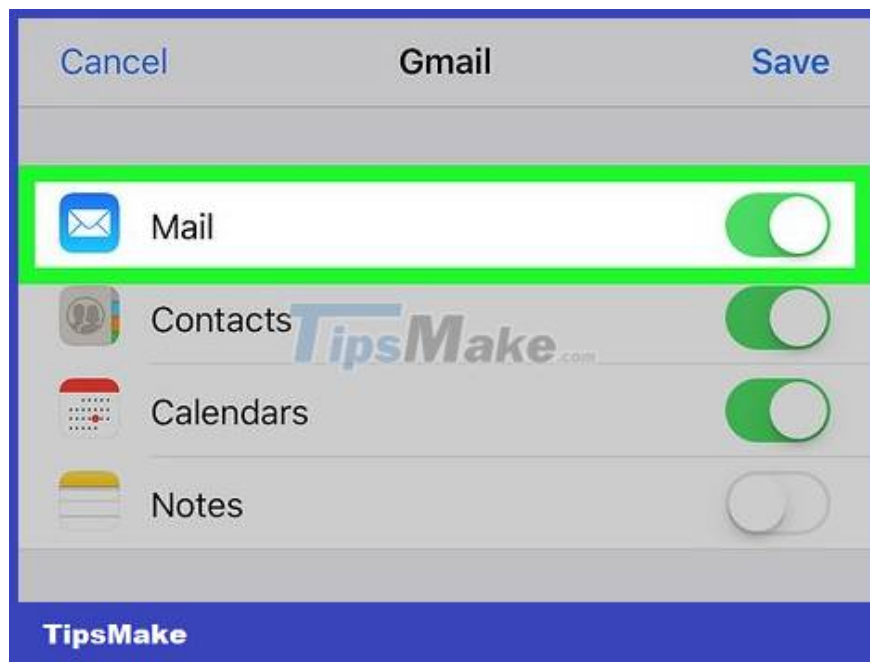
Forgot password? **NEXT**

**TipsMake**

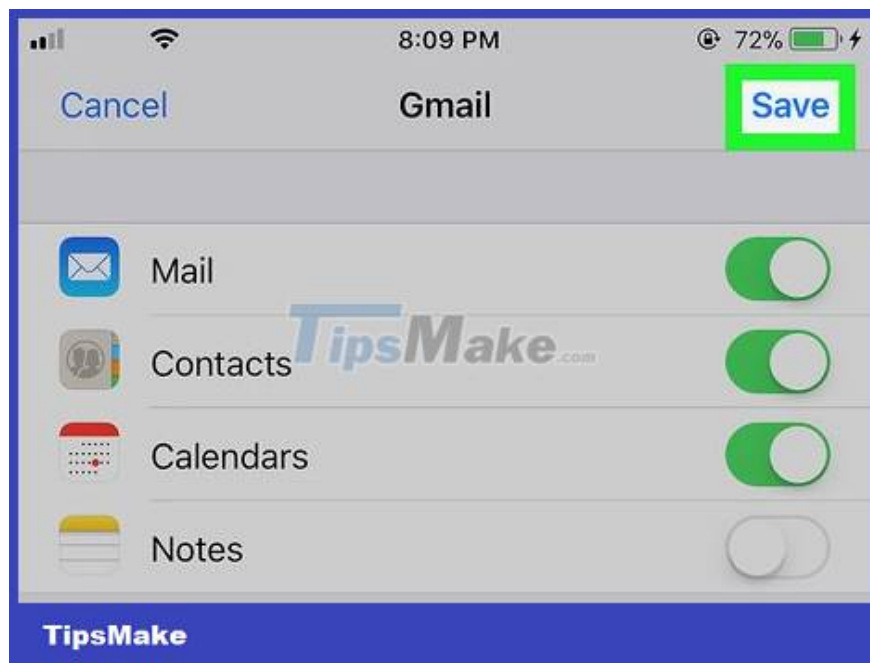
Enter your Google password. Enter the password in the data field in the middle of the page.



Click Next . The Gmail account will be added to the iPhone, and will open the account settings page.



You need to make sure contacts are turned on. If the switch to the right of the "Contacts" option is green, all is ready; otherwise, tap the white button next to "Contacts" to enable contacts.

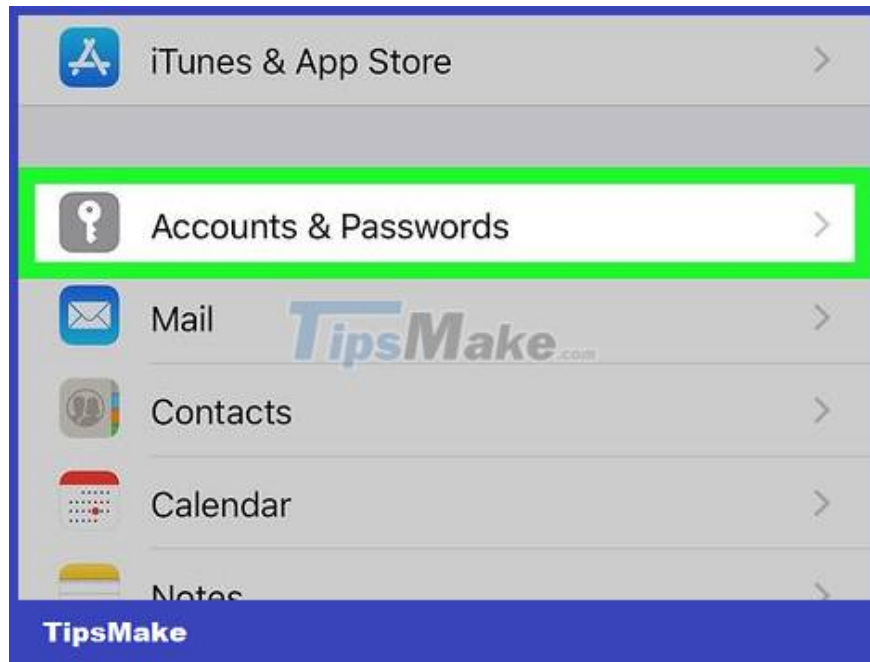


Click Save in the upper right corner of the screen. After the Gmail account is saved, the account's contacts will also sync to the Contacts app on iPhone.

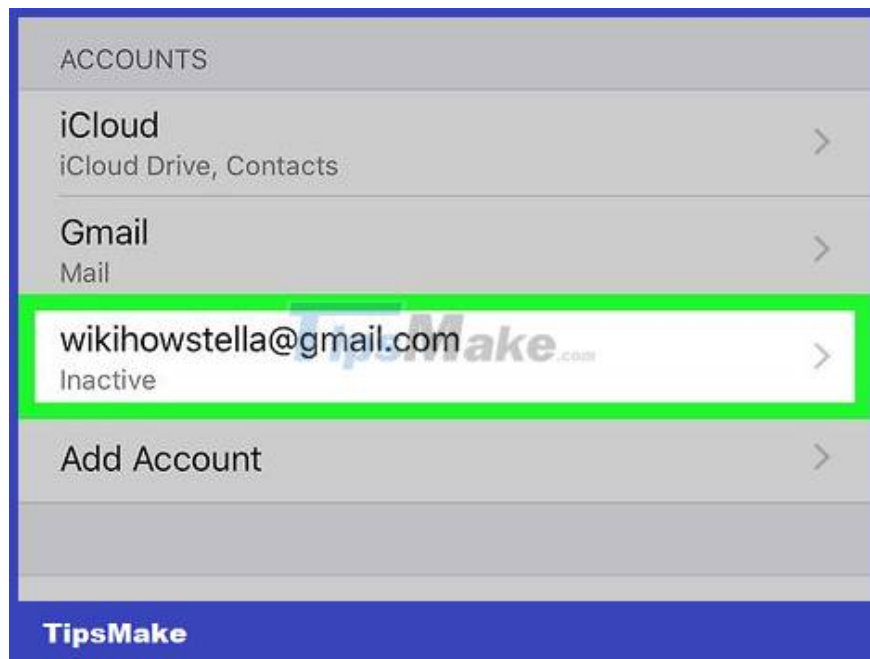
### **Import contacts with existing Gmail account**



Open Settings on iPhone. Click the Settings app icon in the gray frame.

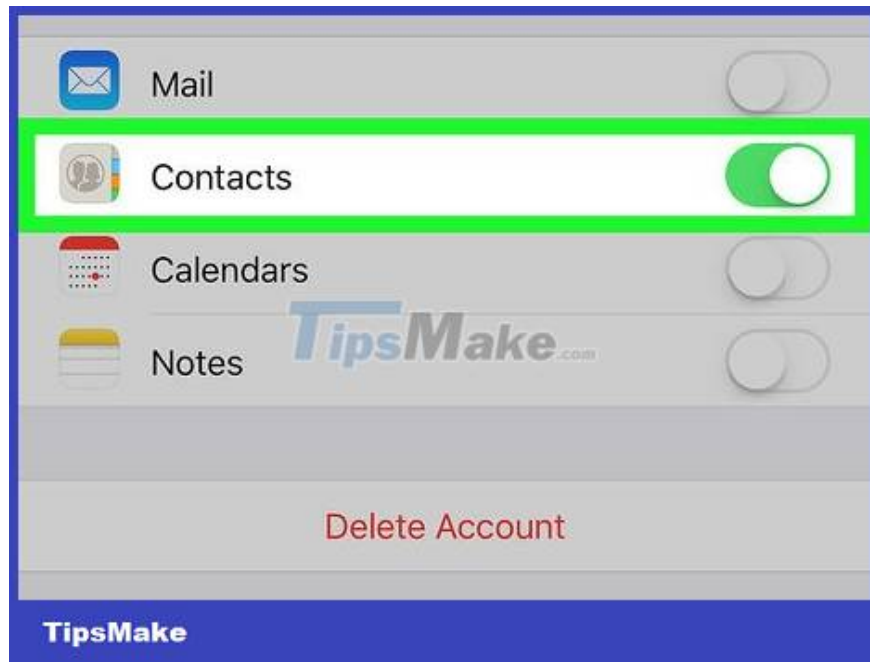


Scroll down and tap on Accounts & Passwords . Options are located about a third of the way down the "Settings" page.



Select account. Tap the Gmail account you want to import contacts from.

If you only have one Gmail account on your iPhone, tap Gmail.



Click the white "Contacts" button. The switch will turn green, indicating that the Gmail contact has been added to the Contacts app on your iPhone.

If the switch is currently green, your Gmail contacts are synced on your iPhone.

You finished reading the article "**How to Sync Gmail Contacts to iPhone**" edited by the [TipsMake](#) team. We hope this article has provided you with many useful tech tips and tricks. You can search for similar articles on tips and guides. Thank you for reading and for following us regularly.