

How to switch first-view mode Rules Of Survival PC

The first-person FPS shooting mode was launched on Rules Of Survival PC, increasing the game's shooting experience.

With the shooter series, including Rules Of Survival is often designed or defaulted to TPS 3rd perspective. For professional gamers, this mode of shooting has not really satisfied them, because it affected a lot to the shooting or the tempo of the game slower. Therefore, manufacturer NetEase updated the first-person view mode for Rules Of Survival PC.

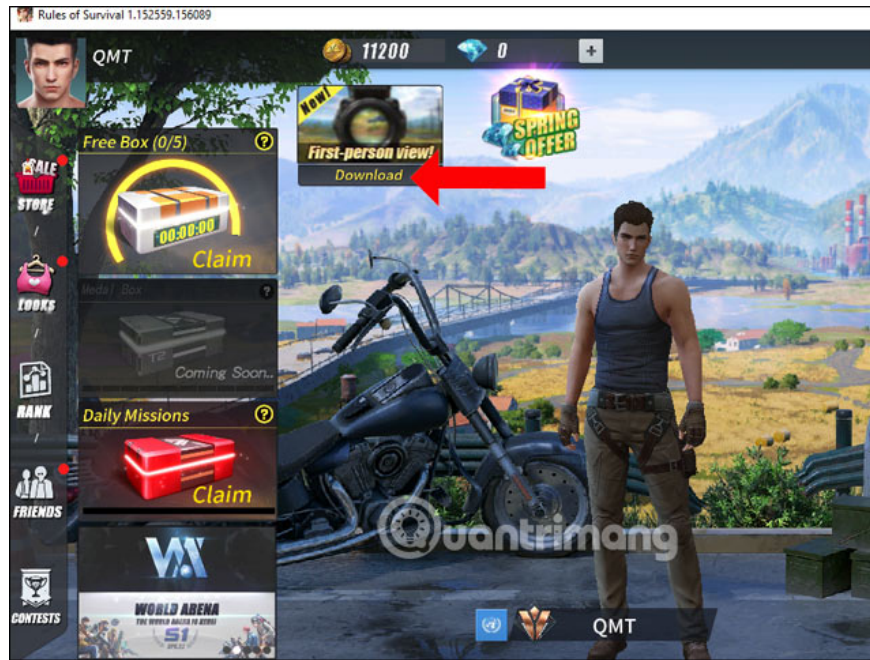
With this new shooting mode, users will experience rapid firefighting matches, sudden counter-attacks, creating the most honest for the game. So how to play FPS mode on Rules Of Survival PC?

1. The main weapons in the Rules Of Survival you should know
2. Combine weapons accessories in Rules of Survival
3. How to fix Mic voice chat on Rules Of Survival
4. How to reduce lag when playing Rules of Survival on a weak configuration machine

How to download first-view mode Rules Of Survival PC

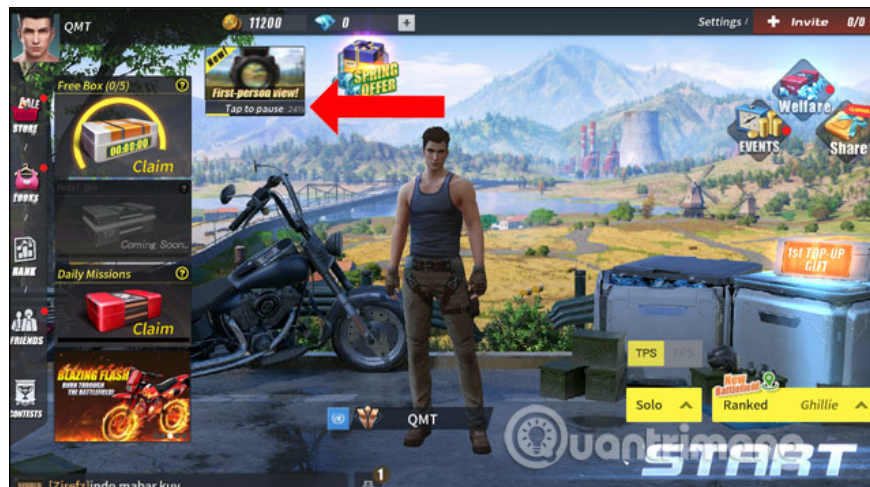
Step 1:

You access the game and you will see the **First-person view** notice of the **First View** mode at the interface of the game, click **the Download button** to download.



Step 2:

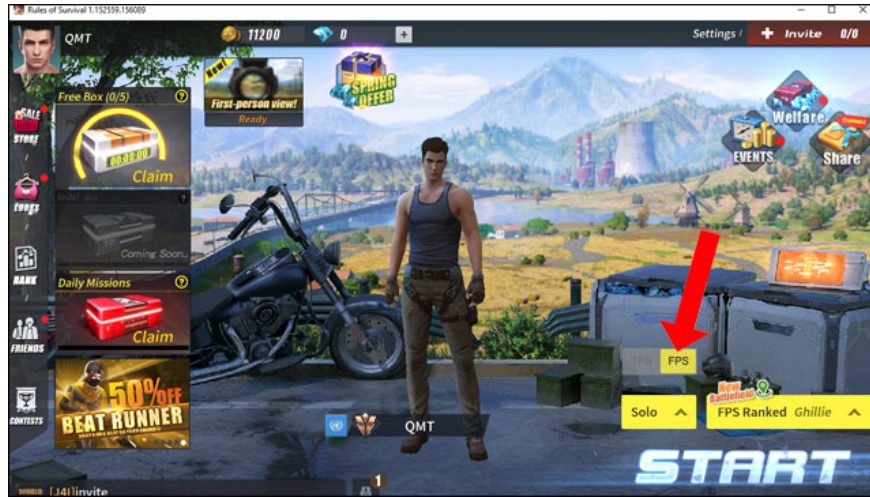
The download process will proceed immediately afterwards. Game players need to wait for this download process to complete.



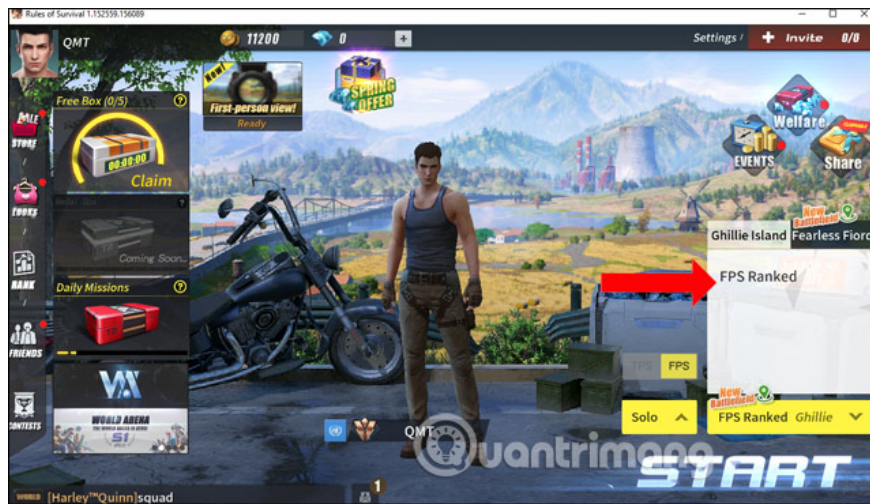
Step 3:

After downloading this mode, you will see a Ready message, and you will look down at the bottom of the screen to see the mode switch between TPS (Third-person Shooter) and first-person FPS view (First-person Shooter).

Click on **FPS** if you want to play the first viewing mode.



Currently the first-person view on Rules Of Survival PC is only **applicable to Ghillie Island maps** , not yet applicable to Fearless Fiord maps.



When switching to FPS mode, the weapons will switch to mid-view as shown. You just need to right-click to aim with the fly.



Add a new feature to the appeal of Rules Of Survival. You can easily switch between two third-person shooting modes or first-person shooting. When shooting the first view, aiming at the target will become more flexible.

Refer:

1. How to connect to Rules of Survival account with Facebook
2. How to create a team playing Rules Of Survival
3. Shortcuts control the Rules of Survival game
4. How to fix errors hanging game Rules of Survival

Wish you all have fun playing games!

You finished reading the article "**How to switch first-view mode Rules Of Survival PC**" edited by the [TipsMake](#) team. We hope this article has provided you with many useful tech tips and tricks. You can search for similar articles on tips and guides. Thank you for reading and for following us regularly.