

# How to subscribe to and unsubscribe from a YouTube channel quickly

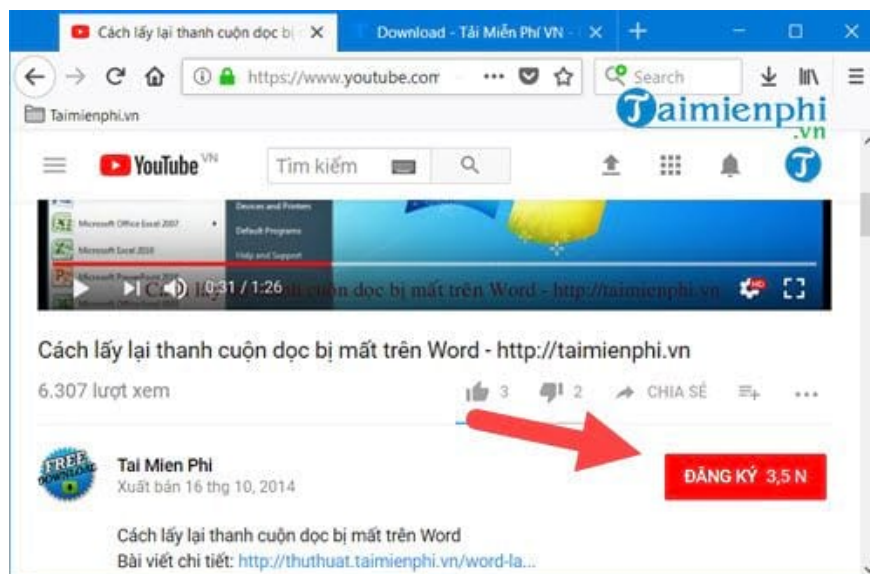
If you're interested in a YouTube channel's content, subscribing helps you stay updated with the latest videos. Conversely, if you're no longer interested, you can unsubscribe with a simple action.

YouTube allows you to follow your favorite channels by subscribing. If you no longer want to receive notifications from a channel, you can easily unsubscribe. Let's explore how to do this on both computers and phones with TaiMienPhi.

## How to do it on a computer

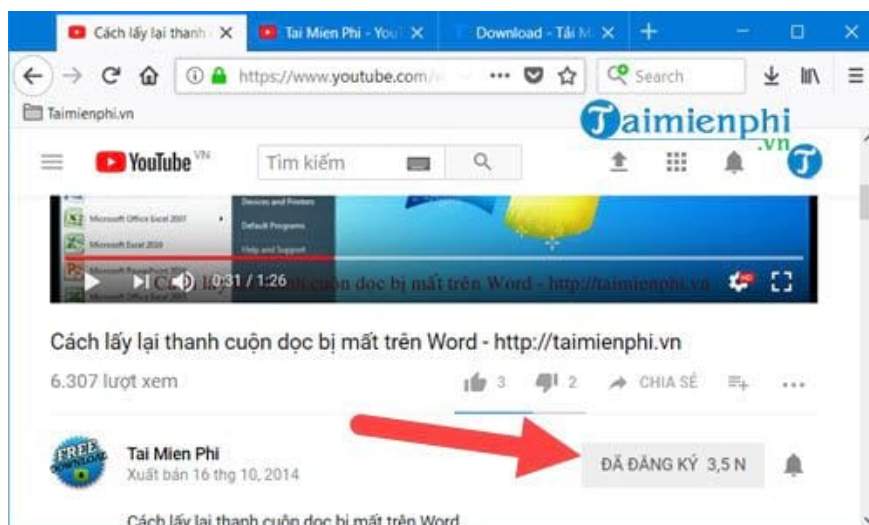
### 1. Subscribe to the YouTube channel.

- Open YouTube and search for the channel you want to subscribe to.
- Click the Subscribe button below the video or on the channel page.
- If you want to receive notifications about new videos, click the bell icon and select All notifications.

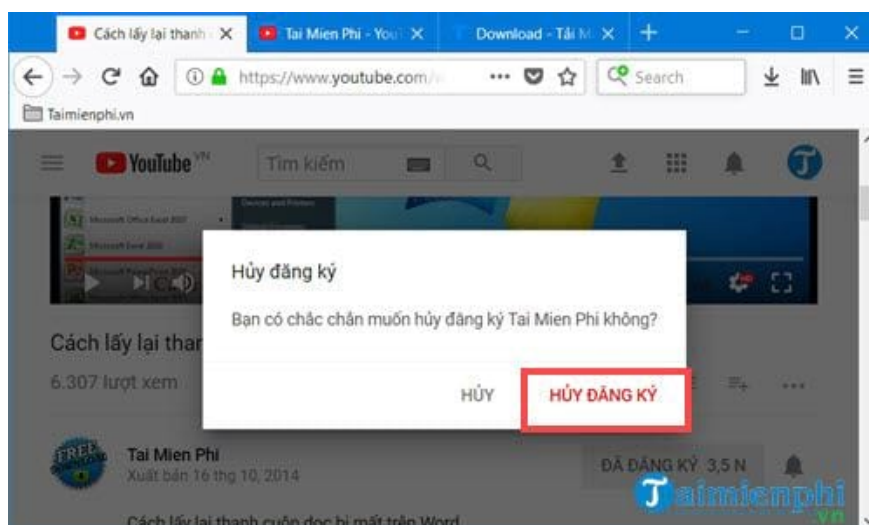


### 2. Unsubscribe from a YouTube channel

- Access the YouTube channel you subscribed to.
- Click the **Subscribed** button and select **Unsubscribe** .

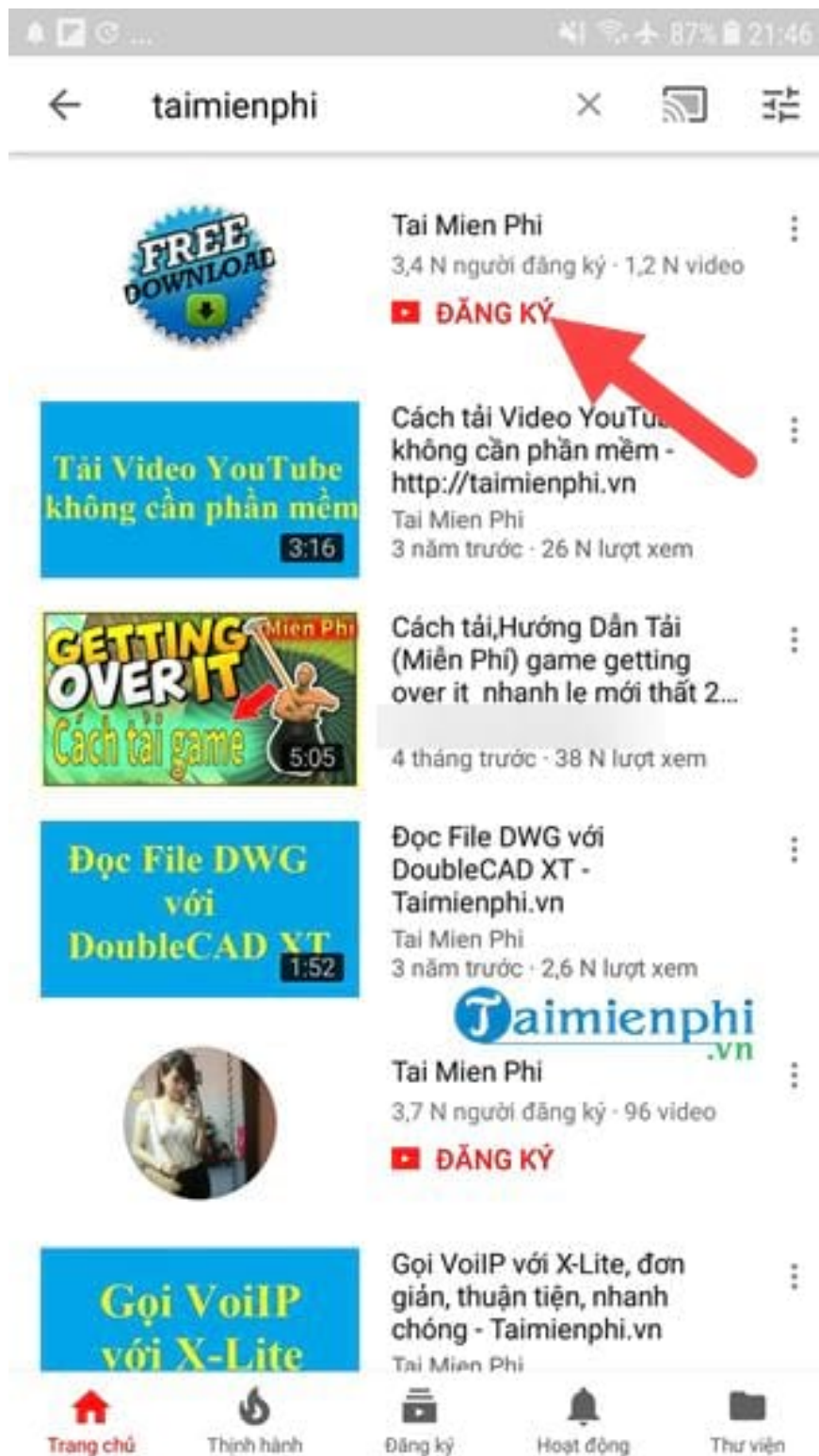


The system will ask if you want to unsubscribe => Click **confirm to unsubscribe** .



## How to do it on your phone

Step 1: Find the channel you want to subscribe to. A **subscribe button** will appear if you haven't followed them before; click on it.



Step 2: In addition, after subscribing to YouTube, you can click **the bell icon** to receive all the channel's updates.

87% 21:46

← taimienphi ×

Tai Mien Phi  
3,4 N người đăng ký · 1,2 N video  
ĐÃ ĐĂNG KÝ

Nhấn vào chuông để nhận thông báo về tất cả các video mới

Không cần phải mua  
3:16

Tai Mien Phi  
3 năm trước · 26 N lượt xem

5:05

Cách tải, Hướng Dẫn Tải (Miễn Phí) game getting over it nhanh lẹ mới thất 2...

Đọc File DWG với DoubleCAD XT  
1:52

Đọc File DWG với DoubleCAD XT - Taimienphi.vn  
Tai Mien Phi  
3 năm trước · 2,6 N lượt xem

Tai Mien Phi  
3,7 N người đăng ký · 96 video

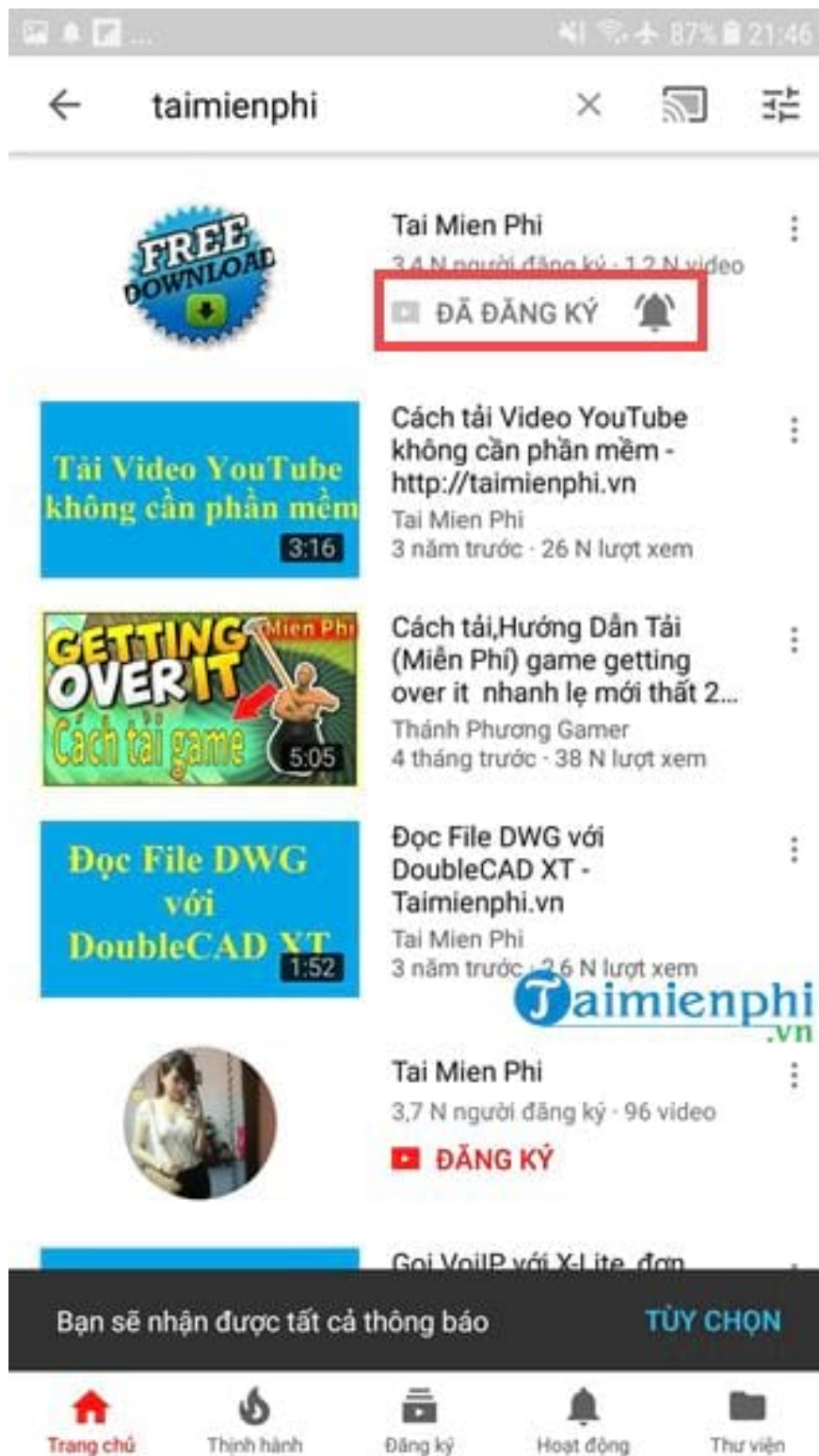
ĐĂNG KÝ

Gọi VoiP với X-Lite  
với X-Lite

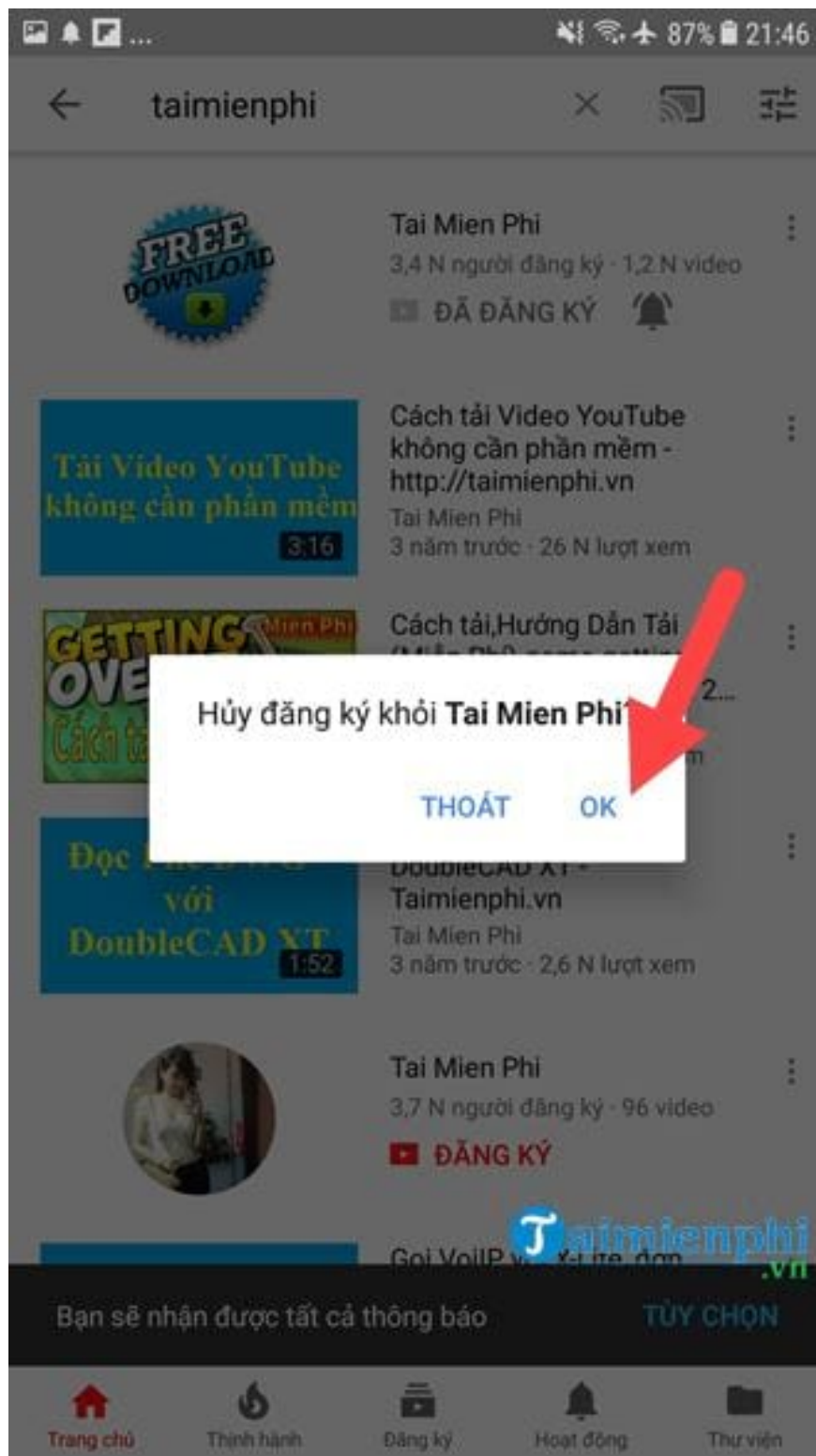
Gọi VoiP với X-Lite, đơn giản, thuận tiện, nhanh chóng - Taimienphi.vn  
Tai Mien Phi

Trang chủ · Thịnh hành · Đăng ký · Hoạt động · Thư viện

Below, you'll see another notification about receiving all notifications, meaning you've successfully subscribed to YouTube and registered to follow the YouTube channel.



Step 3: If you want to unsubscribe from YouTube, simply click on it again and confirm with **OK** .



Subscribing to or unsubscribing from YouTube channels is simple and hassle-free. If you subscribe to many channels, you should **manage your subscribed YouTube channels** ; continue following those that provide value, while unsubscribing from those that are no longer relevant to optimize your video viewing experience.

You finished reading the article "**How to subscribe to and unsubscribe from a YouTube channel quickly**" edited by the [TipsMake](#) team. We hope this article has provided you with many useful tech tips and tricks. You

can search for similar articles on tips and guides. Thank you for reading and for following us regularly.

---