

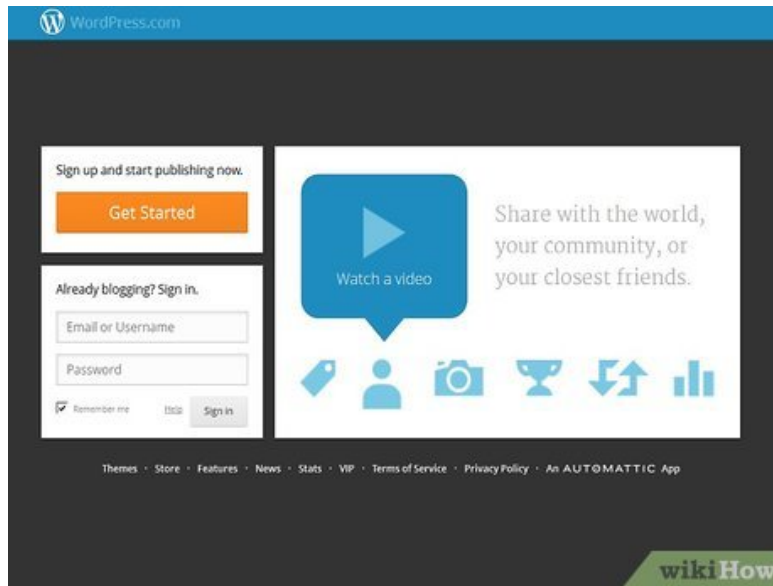
How to Start a Blog For Free

There are millions of blogs online that allow people to share their personal and professional opinions. Free blogging is available on user-friendly sites that work by updating a pre-designed template. Learn how to start a blog for free....

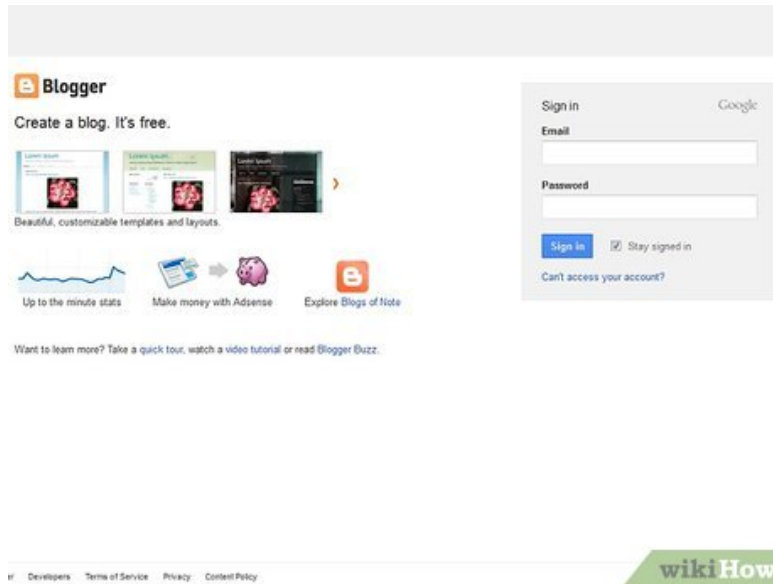
Part 1 of 4:

Research Free Blog Services


1. **Visit free blogging sites to see examples of blogging templates and features.** The following are the most popular sites for free blogging:
 1. WordPress. The most popular free blogging platform, WordPress provides you plenty of templates and customizable features. If you want a more in depth control of your features and built in analytics, this is the best platform for a free blog.



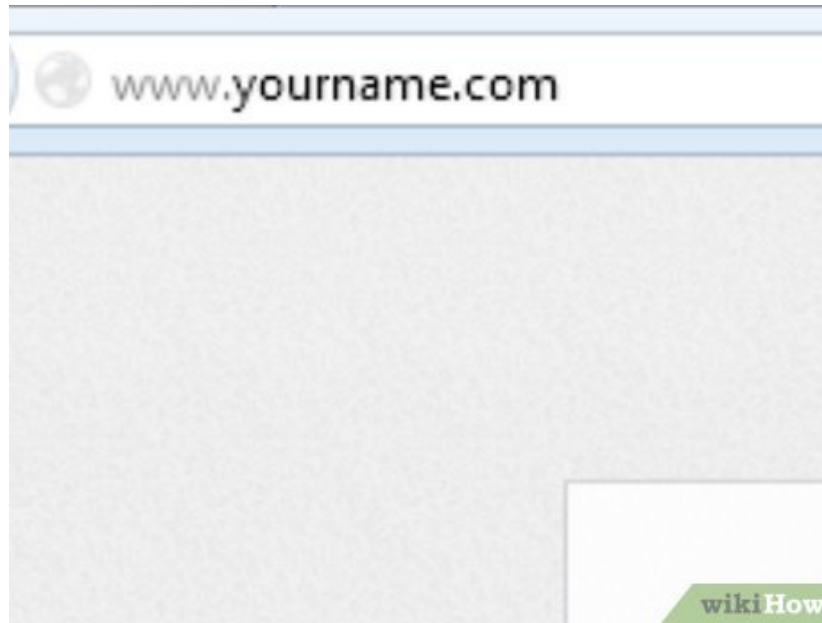
2. Blogger. Google bought this popular blogging platform, and it is considered the most user-friendly option. It may not have as many customizable features as WordPress, but it is preferable for someone with fewer computer skills. Create a Google account, and click on the "More" tab to find the sign up on Google.com.



3. Tumblr. This is free blogging designed for visual artists and photographers. If you are excited about posting photos and videos, they can be combined seamlessly into the available templates.



2.



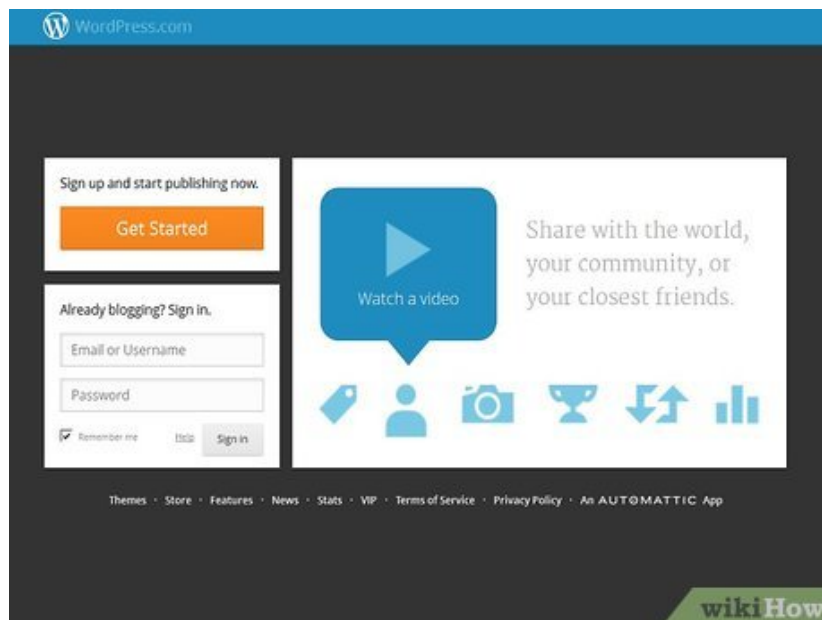
Decide if you want to own your own domain name.

1. Free blogging sites host a domain that leads with their website and includes your name on the URL. Services like WordPress and Blogger allow you to buy your domain name for \$10 to \$17 per year. Although this is not technically free, it is a good idea if you are blogging for professional reasons.

Part 2 of 4:

Start your Free Blog

1.



Go to wordpress.com, blogger.com or tumblr.com. Click on the option to start to sign up for a new account.

1. On Blogger, you will need to confirm your Google profile before signing up for your blog.

WordPress.com Log in Themes Support News Features Sign Up

Get started with WordPress.com by filling out this simple form:

E-mail Address We'll send you an email to activate your account, so please triple-check that you've typed it correctly.

Username Your username should be a minimum of four characters and can only include lowercase letters and numbers.


Password Hide Great passwords use upper and lower case characters, numbers, and symbols like !@#\$%^&* Generate strong password

Blog Address .wordpress.com Free Choose an address for your blog. You can change the WordPress.com address later. If you don't want a blog you can signup for just a username.

Thinking about upgrading? Grab the WordPress.com Premium and save some cash.

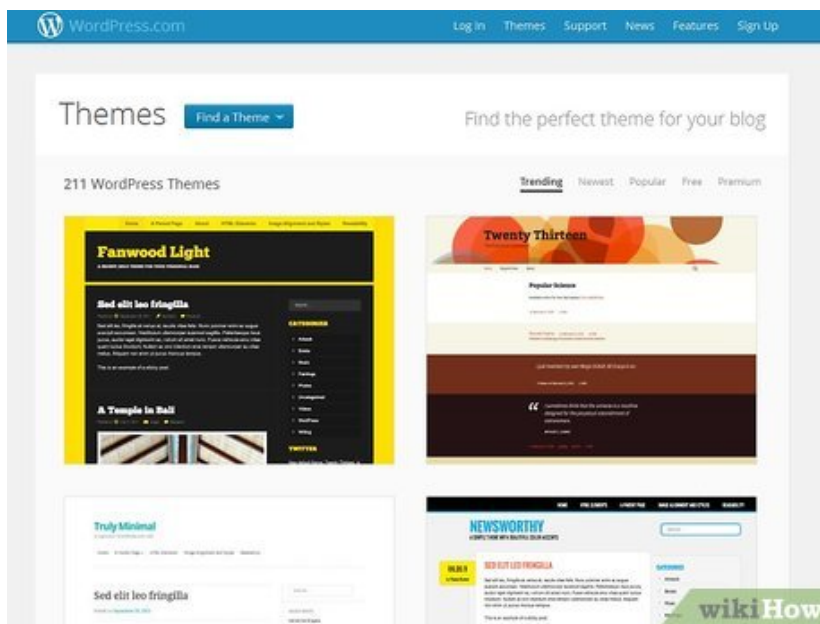
Free Blog	✓	✓
Domain Name & Mapping	✓	✗

For more information on each upgrade, hover over the name for an explanation.



2.

Create your online profile. You will need to add information about your email, name and a password. Make sure it is something secure that you can remember.



3.

Choose your template. Preview several options. There are hundreds to choose from on these 3 sites.

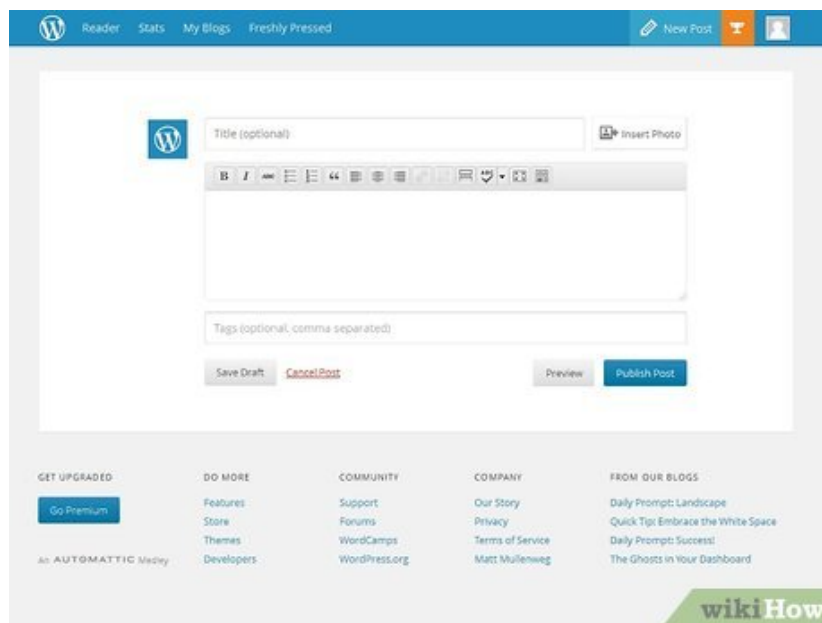


Verify your account. Before your blog is available to the public, you will need to access your email and click on the verification link.

Part 3 of 4:

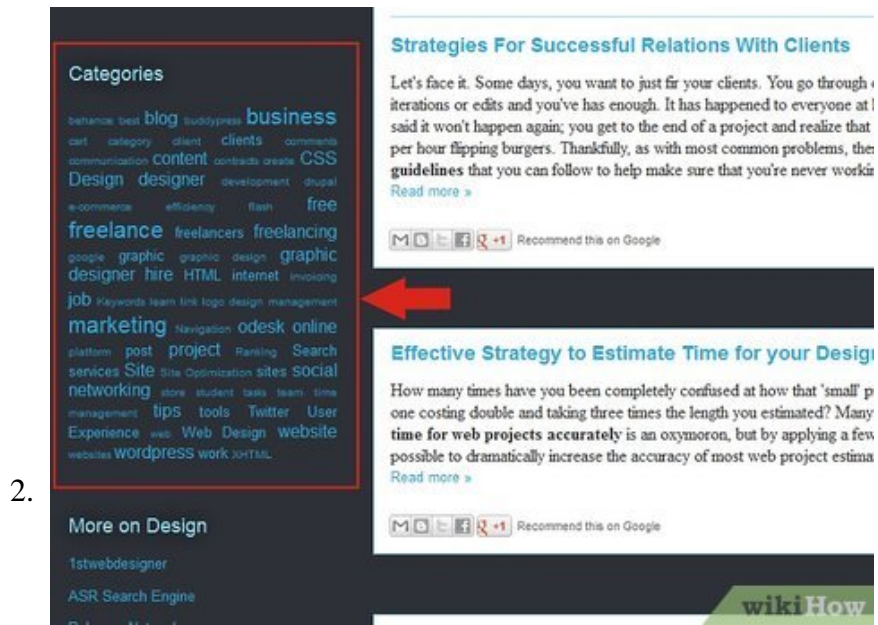
Learn to Post Effectively

1.



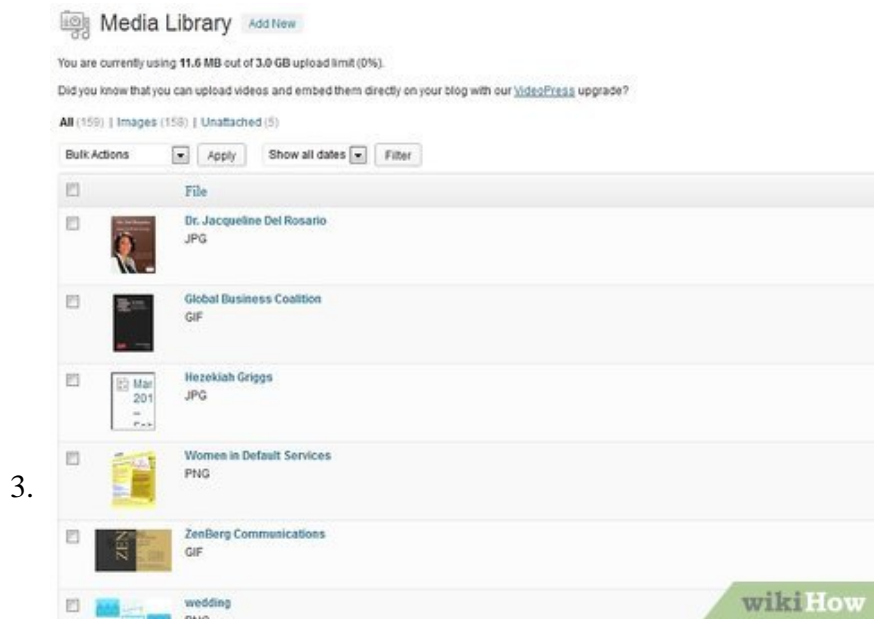
Start writing. Many people simply blog about what is relevant in their lives.

1. When in doubt, keep it short. People usually like to scan for topics that are important to them.



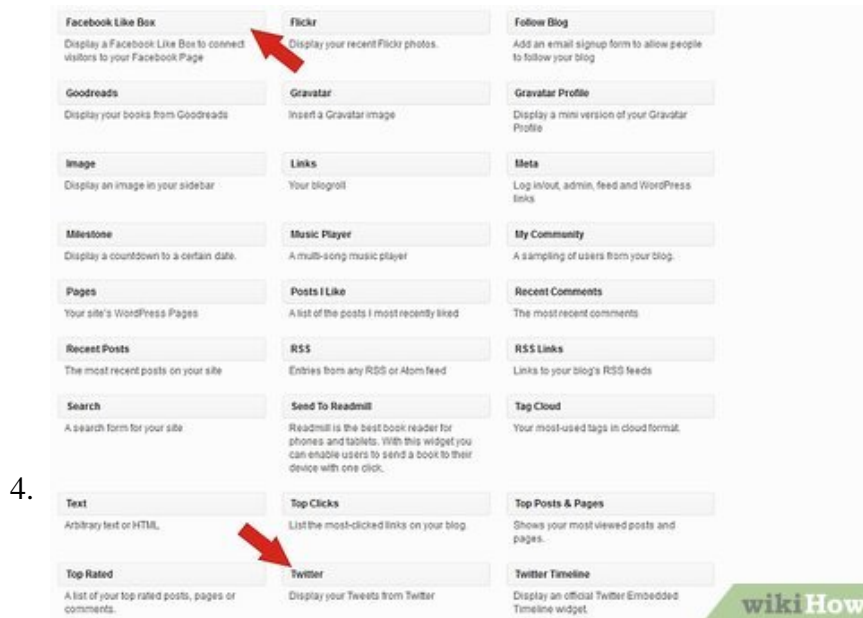
Use word tags and clouds to help people sift through your posts. Instead of listing blog posts by date, use the free options to categorize them by topic. Each post will apply to several topics.

1. Each blogging platform gives you the opportunity to associate different keywords with your post. These will help you categorize them for your blog and on search engines.

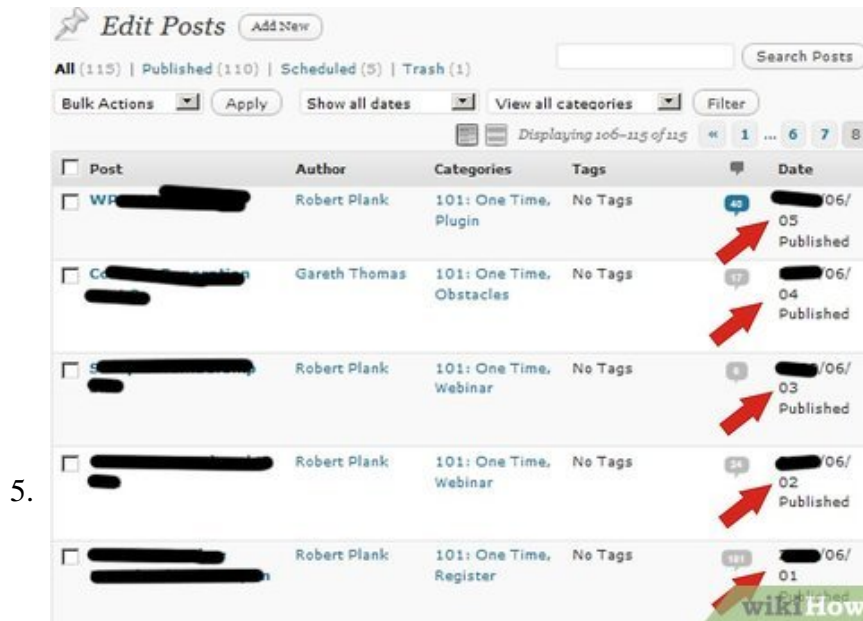


Post pictures. Include a relevant picture in each post. Each platform allows you to change the position of the photo and its size, as well as keep a media library.

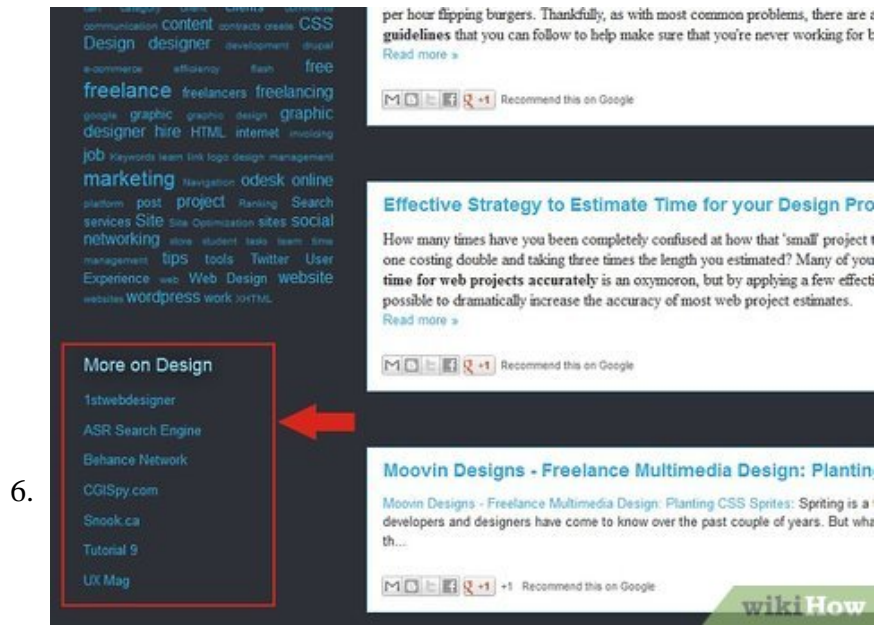
1. Keep a camera phone or camera with you at all times, so that you can get unique images for your posts.
2. Some people sort through Google images to find media that goes with their post. Beware of using copy written images in your blog.



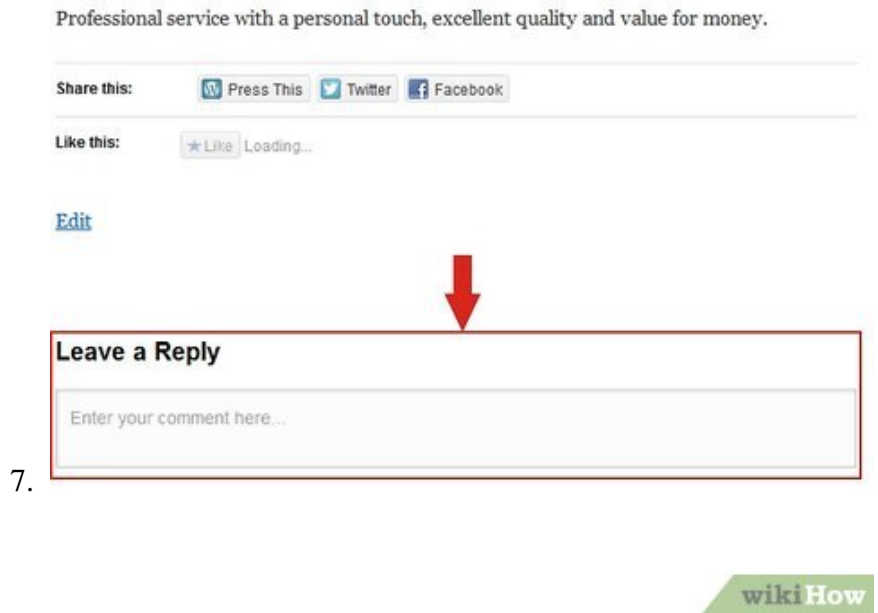
Link your blog to your social media accounts. Add widgets to your blog that bring up Facebook, Twitter or LinkedIn posts. This is especially important if you are trying to increase the number of followers or friends you have.



Post at least once per week. You must remain consistent to encourage people to read your blog.



Post links to other blogs or interesting topics. Your blog should regularly cross-reference other interesting people so that it becomes a source for reliable and fun information.



Allow readers to comment. Create a conversation with each post.

8. **Provide your expertise.** If you are writing a professional or hobby blog, giving your opinions on the industry will get more people to subscribe and read daily.

Part 4 of 4:

Promote your Free Blog

HOT TOPICS

TRENDING STORIES

1. **'Biggest Loser' Divorce: Sam Poueu and Stephanie Anderson Split**

2. **Jodi Arias Wants to Die**

wikiHow

Post about hot topics. Things that are in the news will bring more readers to your blog.

The New School Continuing Education

About

Subject Areas

- Subject Areas Index
- Social Sciences
- Humanities
- Media Studies and Film
- The Writing Program
- Faculty
- Foreign Languages
- English Language Studies
- Visual and Performing Arts
- Management and Business
- Food Studies

Certificates

Registration Information

Online Learning

Faculty

News

Events

Information for:

- Students
- Faculty & Staff
- Alumni & Friends

The Writing Program



The New School has been vital forum for writing since 1921, when Conham Munson, a member of the Stieglitz circle, on impulse initiated a workshop in creative writing. In the early 1950s, critic Maxwell Geismar stated that "The New School has become the richest center of new fiction among all our colleges and universities." Today, The New School offers an extensive curriculum open to matriculated and continuing education students. Most courses may be taken for undergraduate credit or on a noscredit basis. Our writing instructors are all published writers and experienced teachers, and many of our students go on to publish or enter graduate writing programs.

Visit the registration site to view and register for continuing education courses in the Writing Program.

Areas of Study

The Writing Program offers workshop courses in poetry, fiction, nonfiction, journalism, writing for children, and dramatic writing. The workshop method of teaching involves a professional writer working closely with serious students who are willing to write regularly and participate actively in class discussions of their own and classmates' work. Instead of lecturing at length, the writer-teacher provides guidance by focusing on student manuscripts. The writers who teach in our program try to create a supportive yet demanding atmosphere. Students receive feedback from fellow students as well as written comments from the instructor.

The Writing Program also offers fundamental writing courses designed for students who feel they need to acquire the basics of grammar, structure, and style. If you have not completed a college course in composition, we encourage you to enroll in a Fundamentals course before taking another workshop.

REGISTER ONLINE

REQUEST INFORMATION

SUMMER WRITERS COLONY AT THE NEW SCHOOL

Contact Information

The Writing Program
66 W. 12th Street
Room 553
New York, NY 10011
212.229.5611
writing@newschool.edu

Events

From Sustaining Democracy to the State of the Civic: 20 Years of the Vera List Center for Art & Politics
May 17, 2013 10:00 a.m. - 9:30 p.m.

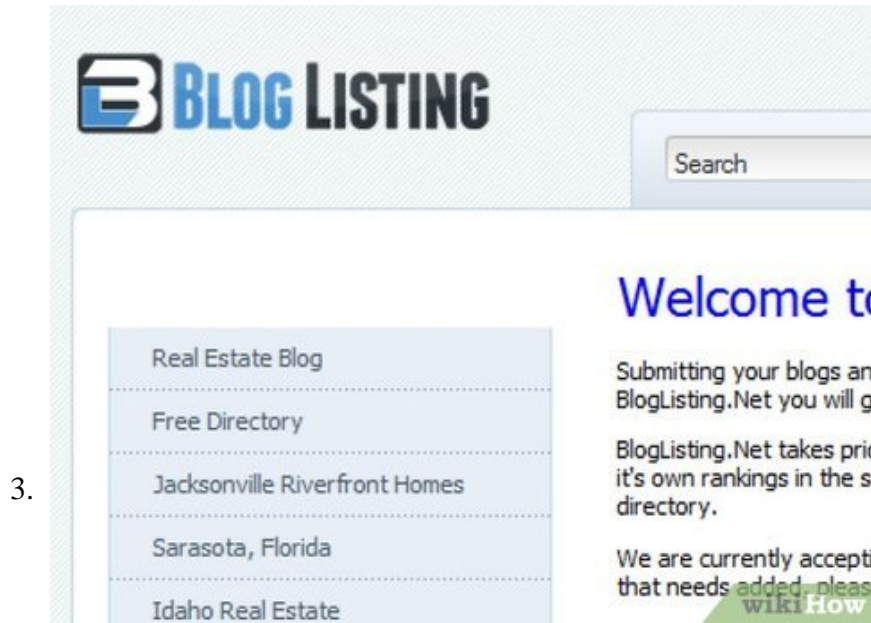
Dining + Design: A Conversation with Andrew Carmellini and Architects Robin Scandeler and Stephen Alesch
May 20, 2013 6:00 p.m.

[More Events](#)

Related Studies **wikiHow**

Take writing classes, if you feel your writing is sub par.

1. The most popular blogs involve people who can articulate a thought or argument. Make your main point early on in the article. Support it with evidence, such as links to news articles or photos.



Start submitting to directories. Many sites keep a comprehensive list of bloggers.

1. Blog directories can drive some traffic your way. Consider submitting to blog listing, blogarama and globe of blogs. Search for other options using your search engine.



Go to Technorati.com to claim your blog. This site functions as a directory and ranking system for bloggers.

1. Create an account. Then, write a description of your blog and the URL. You should see increased traffic if you post regularly.

Kristi Hines
 Blogging and social media enthusiast who loves photography, tennis, and salsa dancing.

Posts **About** Photos Videos Buzz

Introduction **Business**

I am an online marketing consultant, freelance writer, blogger, and social media enthusiast.

My main blog is Kikolani, which focuses on blog marketing, blogging tips and social networking strategies. I am also a regular contributor to several sites including Social Media Examiner and KISSmetrics.

Personal

When I'm not at the computer, my favorite things to do are photography, hiking, tennis, and salsa dancing. I plan on adding a few extra things to that list in the near future too, including cycling and rollerskating.

Contact Info

- Email info@kristihines.com
- kristi.hines on Skype

Other profiles

- Freelance Portfolio
- About Kristi Hines
- LinkedIn
- Facebook
- Twitter
- Quora
- Youtube

Contributor to

- Social Media Exa...
- Search Engine W...
- KISSmetrics
- Sprout Social
- Income Diary
- Growth University

Bragging rights I can find just about anything on Google. Try me!

Occupation Internet Marketing, SEO, SEM, Blogging, Social Media

wikiHow

5.

Learn search engine optimization (SEO). SEO allows you to use Google and other search engine crawler rules to your benefit. You will be ranked higher on search engines if you follow their best practices.

Professional service with a personal touch, excellent quality and value for money.

Share this: [Press This](#) [Twitter](#) [Facebook](#)

Like this: [★ Like](#) Loading...

[Edit](#)

Leave a Reply

Enter your comment here...

wikiHow

6.

Become part of the blogging community. Regularly read other people's blogs and comment on them. Post your blog's name in addition to your name.

1. Important SEO topics include using keywords in the article, using keywords in the headline, learning to write meta tags, naming your images correctly and simplifying URLs.



7.

Serve as a guest blogger. Trade blogger spots with a writer you like. You can share subscribers.

You finished reading the article "**How to Start a Blog For Free**" edited by the [TipsMake](#) team. We hope this article has provided you with many useful tech tips and tricks. You can search for similar articles on tips and guides. Thank you for reading and for following us regularly.