

How to split PDF file without Vietnamese error

In the previous article, we showed you how to convert PDF to Word without Vietnamese error. But this way is limited to the original PDF file size, only supports files below 1MB. Usually PDF files are now quite large, with files up to hundreds of megabytes. So how to fix this problem? It is breaking up PDF files into different parts.

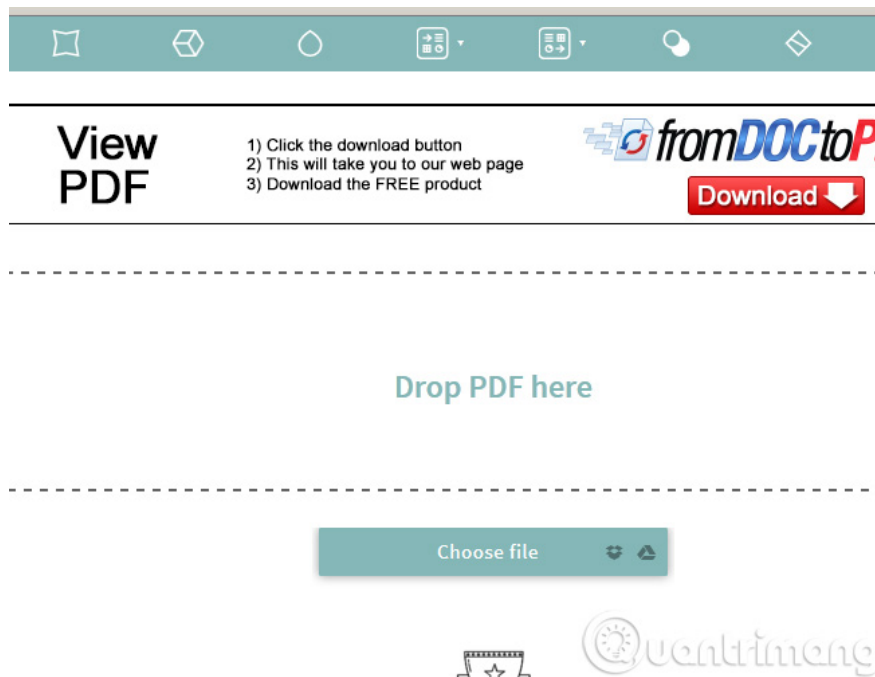
In the previous article, we showed you how to convert PDF to Word without Vietnamese error. But this way is limited to the original PDF file size, only supports files below 1MB. Usually PDF files are now quite large, with files up to hundreds of megabytes. So how to fix this problem? It is breaking up PDF files into different parts.

1. See the tutorial to convert PDF into Word file without font error.

Steps to split PDF files online:

To get started, visit the SmallPDF service home page, select Split PDF:

1. SmallPDF
2. Or Vietnamese page of SmallPDF




Select the PDF file to split by dragging and dropping into the **Drop PDF here section** , or click the **Choose file** button . Here, I experimented with a PDF file of more than 40MB:



SmallPDF will analyze, display all page numbers on the PDF file. You want to split the PDF file, namely from which page to which page, just:

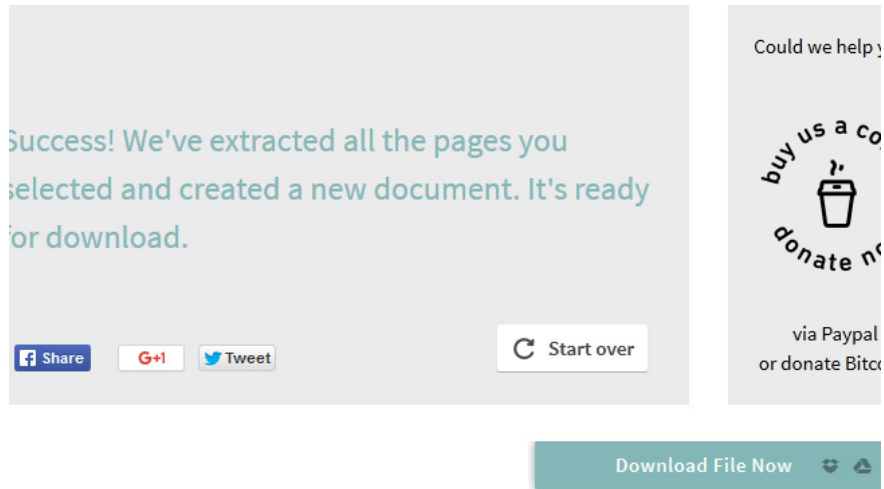
1. Press and hold Shift to select pages to create a new PDF file.
2. Enter the page number of the Pages to be chopped:




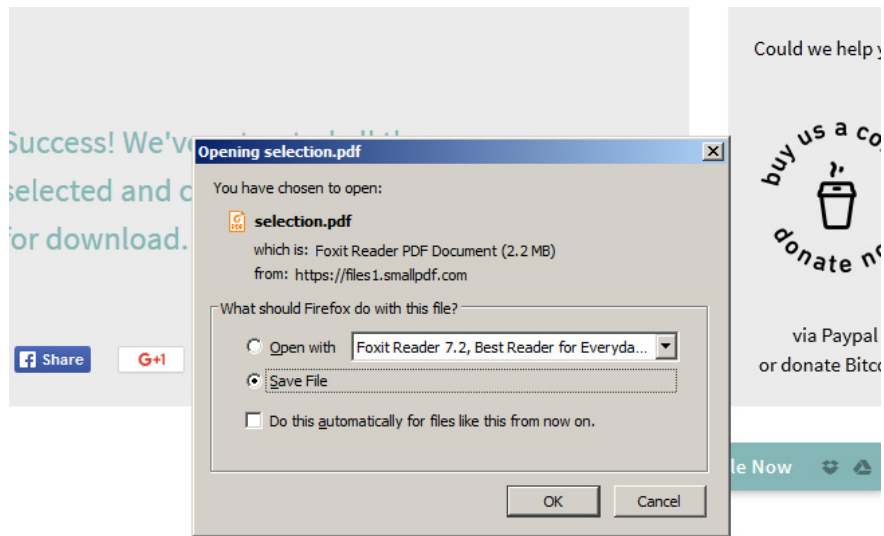
As an example here, I will get pages from 20-30. The remaining pages will go away, enter 20-30 here

Then, click **Split PDF** button to start the process of making small PDF files. When successful, the system will display the message as shown below, click **Download File Now** button to download the file to the computer, or

click the **Dropbox** icon , **OneDrive** next to save to your account:



Download the PDF file to your computer:



We can see that the PDF file after splitting is of no different quality from the beginning.

Khi chúng ta biết mình muốn gì đã là một thành công, (hoặc nhiều) người để chúng ta có thể thỏa mãn nhu cầu một thành công mới, hay đơn giản là tìm ra nhu cầu của khách hàng với sản phẩm của chúng ta - tất nhiên là trên kênh Facebook.

Và mục đích cuối cùng là giá trị chuyển đổi (convert)

- ▶ Profile: user-follower, user-friend, follower-friend, customer, follower-customer, friend-customer.
- ▶ Fanpage: user-fan, user-customer, fan-customer.

Good luck!

You finished reading the article "**How to split PDF file without Vietnamese error**" edited by the [TipsMake](#) team. We hope this article has provided you with many useful tech tips and tricks. You can search for similar articles on tips and guides. Thank you for reading and for following us regularly.