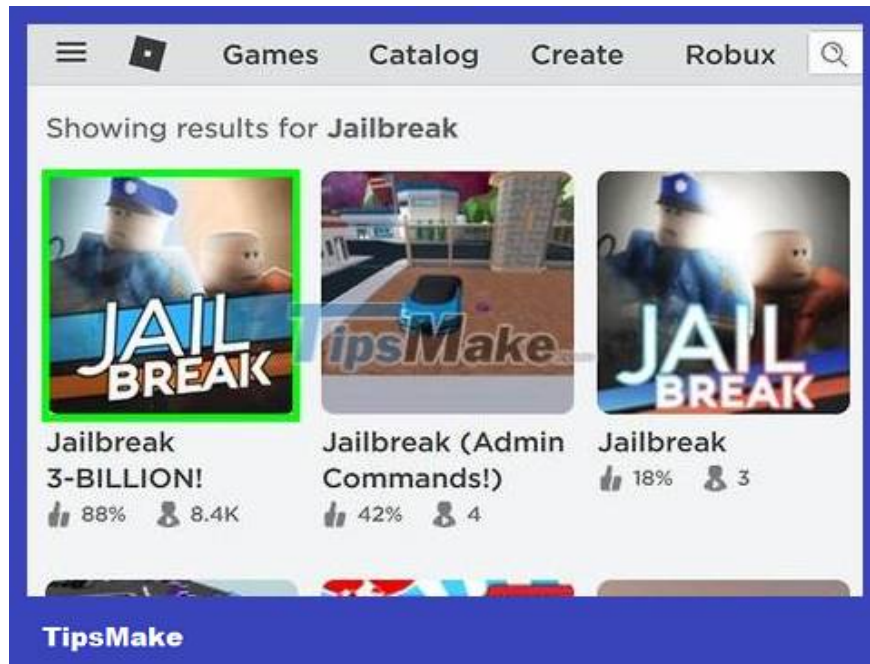


How to Speed ??Hack or Break Through Walls in ROBLOX

Today's TipsMake will show you how to hack Roblox to change your character's movement speed (also known as speed hack). Note: hacking Roblox is against the Software Terms of Use (Terms of Service), meaning your account may be banned; We also cannot hack Roblox on Mac computers. Unfortunately, as of May 2018, there is no way to hack through walls (no-clip) in Roblox without downloading an infected file.

Prepare to speed hack

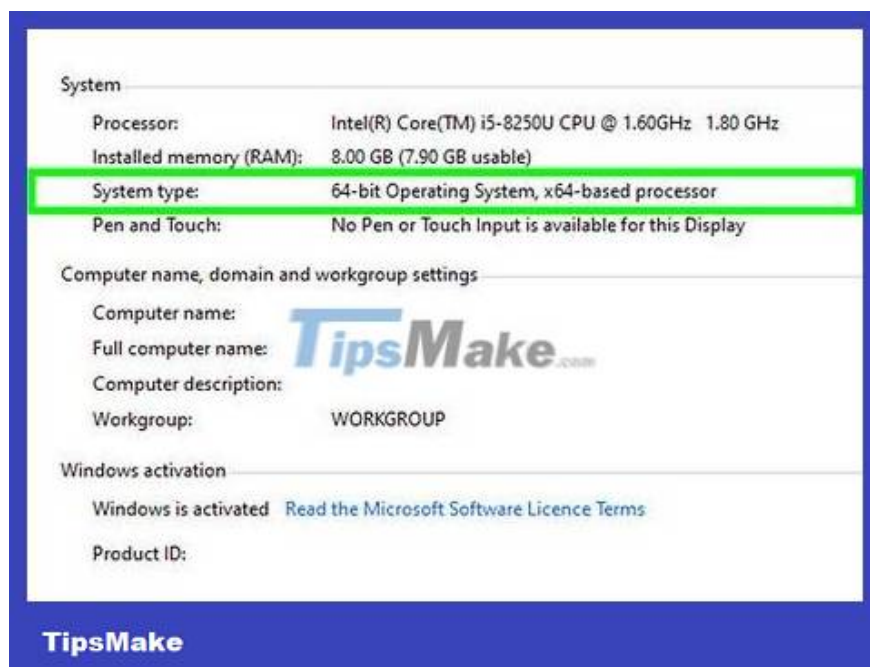


Where can you hack Roblox? Since May 2018, speed hack is only available on Jailbreak version of Roblox, but you can still try this hack on other Roblox games.



You need to make sure your antivirus is working. The files we have listed in this article have all been tested and confirmed to be non-malicious, but Roblox hack files are often targets of malware, trojan horses, and other possible viruses. harm your computer or steal information. Before downloading any files that are supposed to be used to tweak Roblox, you need to make sure that your computer is protected.

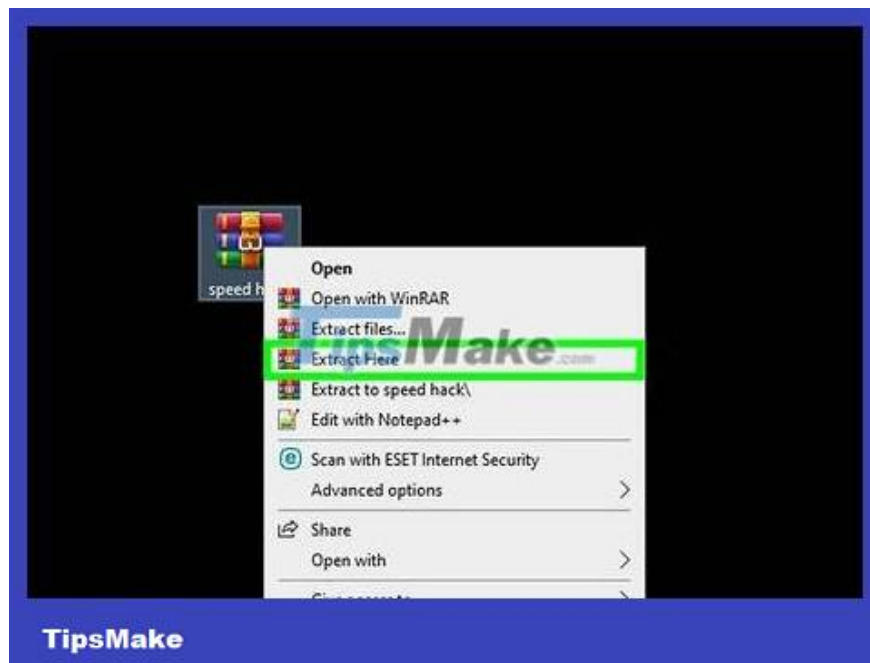
By default, Windows 8 and 10 computers come with the Windows Defender antivirus built-in. You cannot disable Windows Defender without third-party anti-virus software installed, so your computer will always be protected.



Check your computer's bit count . The speed hack tool includes both 32-bit and 64-bit versions, so you need to know what type of computer you have to open it.



Download speed hack file. Go to !s5QQQYaa!haSuL8ZqmeilAcZUbnEGCxb7zpA5ZMpNNPXqGx_LZ5E speed hack download page, click the red **Download** button and wait for the **ZIP** folder to download.



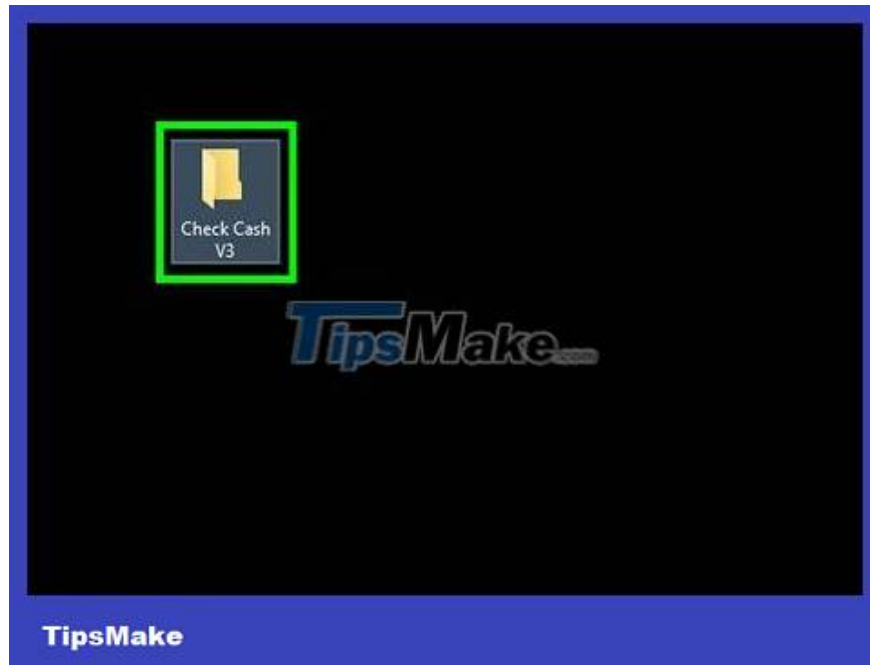
Unzip the folder. The extracted folder version will open once the process is complete:

Double-click the folder to open it.

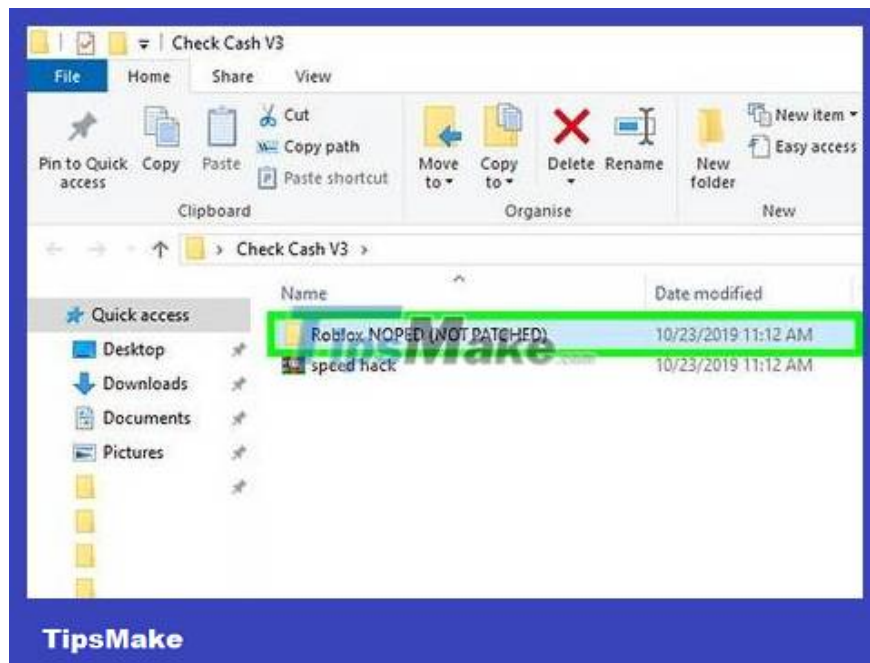
Click the **Extract** tab . It's at the top of the window.

Click **Extract** all in the toolbar.

Click **Extract** when the option appears.



Double-click the "Check Cash V3" folder to open it.



Double-click the "Roblox NOPED (NOT PATCHED)" folder at the top of the "Check Cash V3" folder.

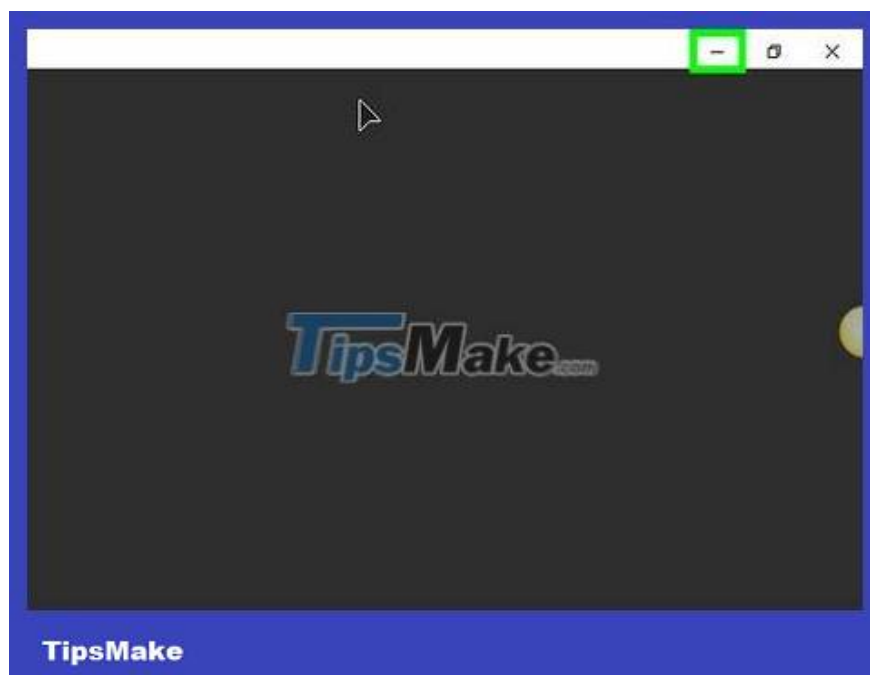
Launch speed hack



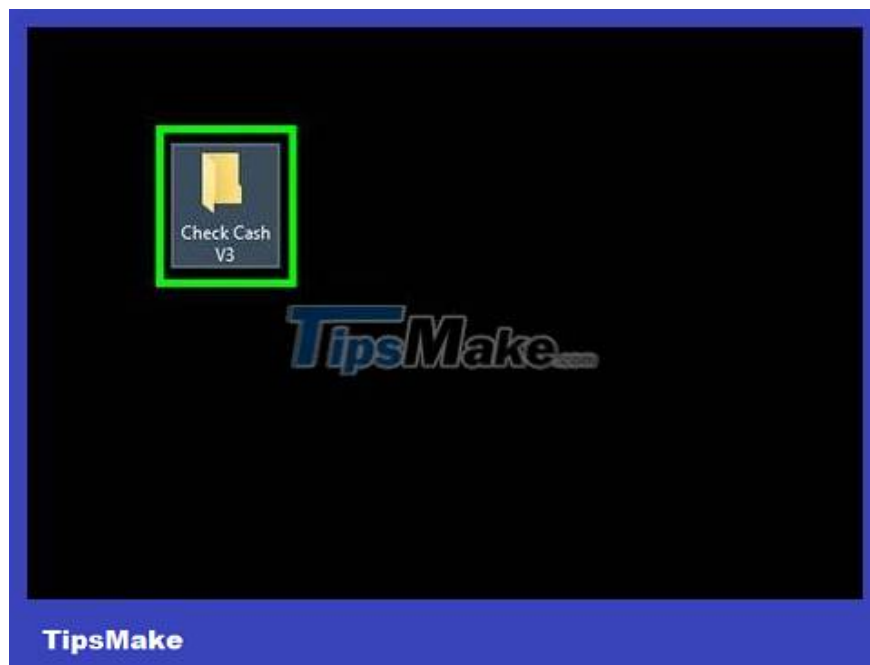
Open Jailbreak on Roblox. Visit <https://www.roblox.com/games/606849621/BETTER-TRAINS-Jailbreak> to open the Jailbreak page, then click the green **Play button**. The Jailbreak game will open in the Roblox Player.

If you don't have Roblox installed, you'll be prompted to install it before playing the game.

If Roblox is available but the system still requires you to install it, click the **Install** button to open Jailbreak in Roblox.



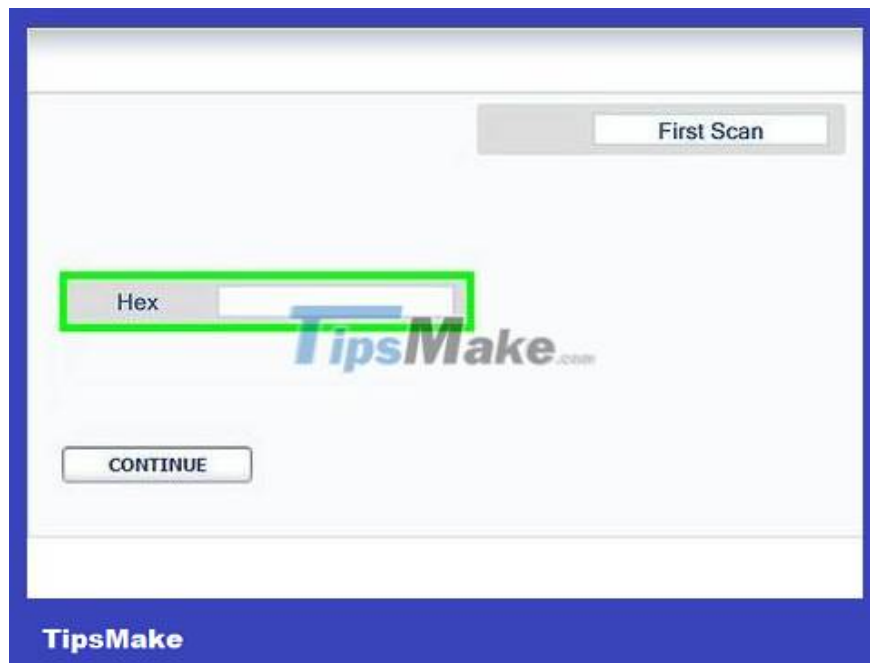
Minimize the Roblox window. As soon as the Jailbreak game server opens, click on the "Minimize" dash in the upper right corner to minimize the Roblox window.



Open the CCv3 program. Depending on the number of bits on your computer, do one of the following two steps:

64-bit — Double-click the **CCv3 - 64bit** . Click **Yes** when asked, then click **OK** on the version notes.

32-bit — Double-click the **CCv3 - 32bit** . Click **Yes** when asked, then click **OK** on the version notes.



Insert code. In the text box to the right of the "Hex" checkbox, enter 755662487.

If the code doesn't work, Roblox may have patched it. Try finding the current speed hack code by typing it `roblox speed hack code [tháng] [ngày] [n?m]` into a search engine and looking at the results.

If your version of Roblox is not using the most recent patch, other available codes may include 3462997384, 1679455765 and 803416541.



Click the **First Scan** option at the top of the window. A list of cells will appear on the left side of the window.



Select code **"Found"**. In the left pane of the window, click any codes, then press **Ctrl+A** to select them all.



Click the "Copy" button with the red arrow icon in the lower right corner of the code box. The code will then appear at the bottom of the window.



Select the code from the bottom window. Click any code in the frame at the bottom of the window then press Ctrl+A.



Replace code. Click ? Enter to open the text box, then enter the "Hex" code in the text box and click **OK** .



Save the code. Click the "Save" button with the floppy disk icon in the upper left corner of the window, then click the **Save** button at the bottom of the window. This will save the code as a configuration file.

You can skip this step if you don't plan to hack Roblox speed again.



Use speed hack in Roblox. After reopening the Roblox window, the character's running speed will be significantly faster.

Depending on the game, you may need to hold down the "Sprint" key to take full advantage of the speed hack.

If the character's speed remains unchanged, the code you used has been patched. Try finding new code to apply to CCv3.

You finished reading the article "**How to Speed ??Hack or Break Through Walls in ROBLOX**" edited by the [TipsMake](#) team. We hope this article has provided you with many useful tech tips and tricks. You can search for similar articles on tips and guides. Thank you for reading and for following us regularly.