


How to sign out of your Google account on another device

Want to sign out of your Google account remotely in the fastest and simplest way? Here is How to sign out of your Google account on another device for your reference.

How to log out of Google account on other devices remotely is a common question of many people when they forget to log out of their account after use. Let Software Tips share with you how to log out of Google account on other devices quickly and simply.



I. What is remote Google account sign out?

Google Account – The account system chain includes: Gmail, Drive, Photos, Documents,... which are currently chosen by many people to use every day. Google accounts are now extremely diverse and are used on a variety of different devices such as: Phones, tablets, Laptops, computers, PCs.... Google accounts are always closely linked together and used for many different purposes.

Google accounts when logged in on different devices can manage remote login when there is an Internet connection. When managing remote Google account login, users can log out of the account quickly and accurately. Remote account logout is performed in logged in device management, users can use another device to log in to the Google account to log out. Remote Google account logout helps users not need to use the device that logged in the account but can still log out quickly.

Some of the uses of remote Google account signout on other devices are:

1. **When you lose your phone** : When you lose your phone, you need to quickly log out of your Google account on the device to avoid data falling into the wrong hands.
2. **Forgot to log out of your account on public devices** : When you log in to your Google account on public devices and forget to log out, you can quickly log out of your account remotely.

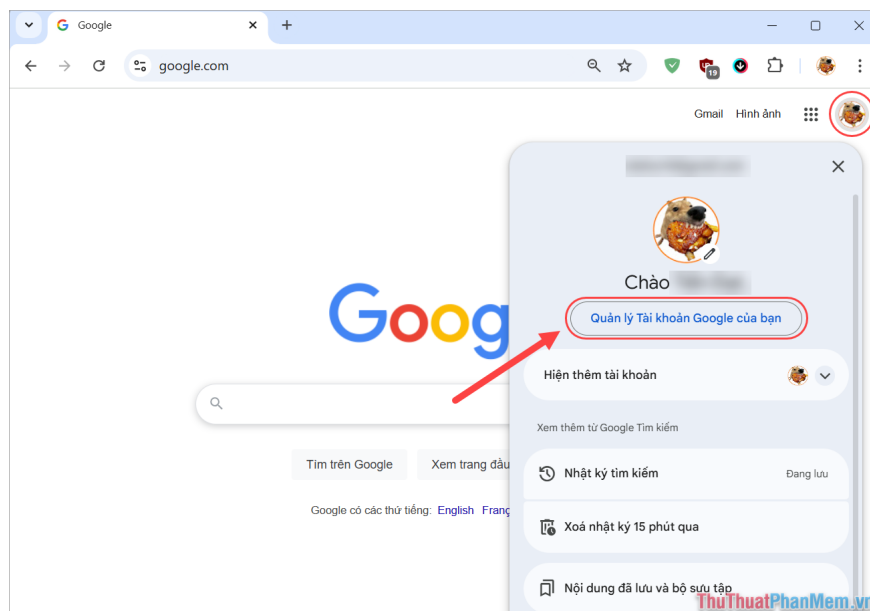
II. How to sign out of your Google account on another device

To log out of your Google account on another device, users can do it on a computer platform, web browser, phone or any way to connect to the Internet.

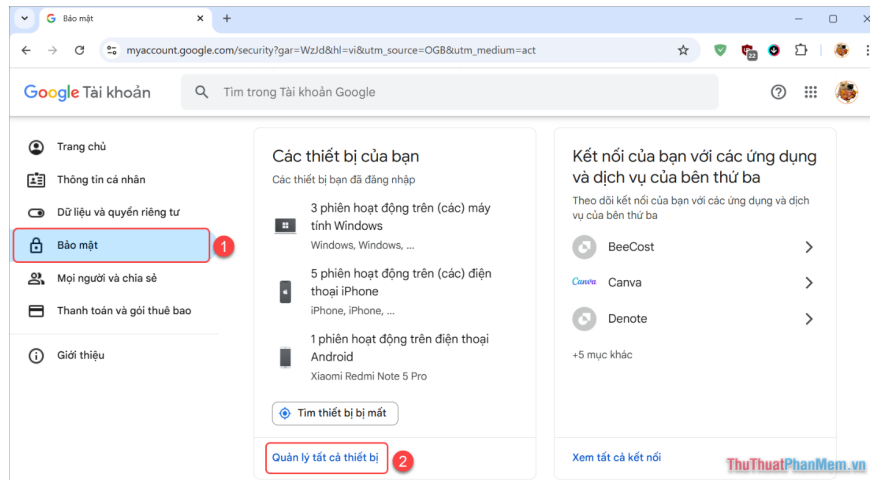
1. How to log out of Google account remotely on computer, laptop, PC

Step 1 : Go to the Google homepage and log in to the Google account you need to log out of on another device.

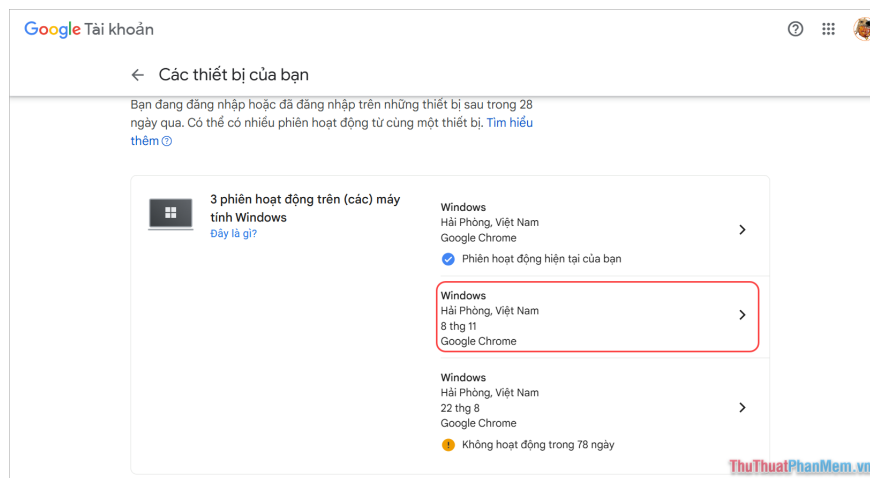
Then you select the **Account icon ? Manage your Google Account** .



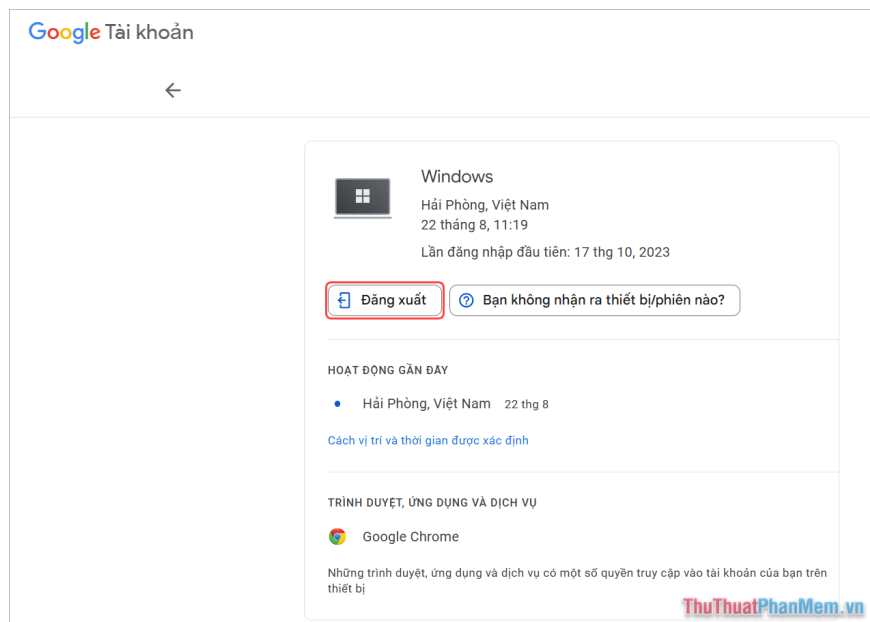
Step 2 : Then, select **Security (1) ? Manage all devices (2)** to see all the devices you have previously logged in with your Google account.



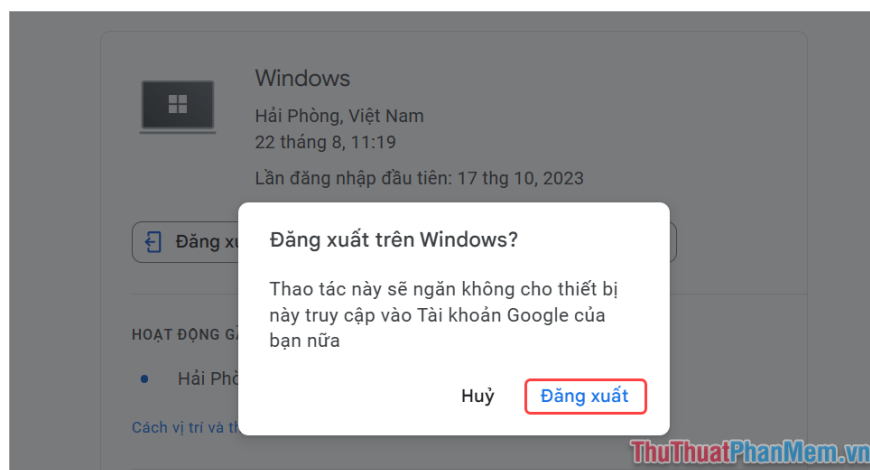
Step 3 : In this list, Google will display all the devices you have previously logged in with your Google account. Now you need to identify the exact device that needs to log out of your Google account by looking at the device, login time and login location.



Step 4 : In the login account options window, select **Sign out** to remotely sign out of your Google account on another device.

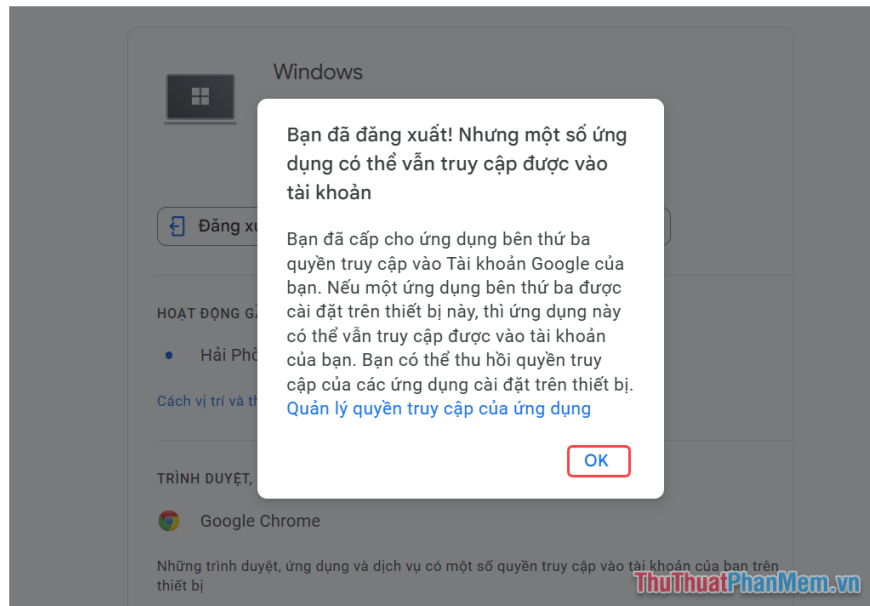


Step 5 : Before logging out of your Google account, the system will ask you to confirm and you just need to select **Log out** .

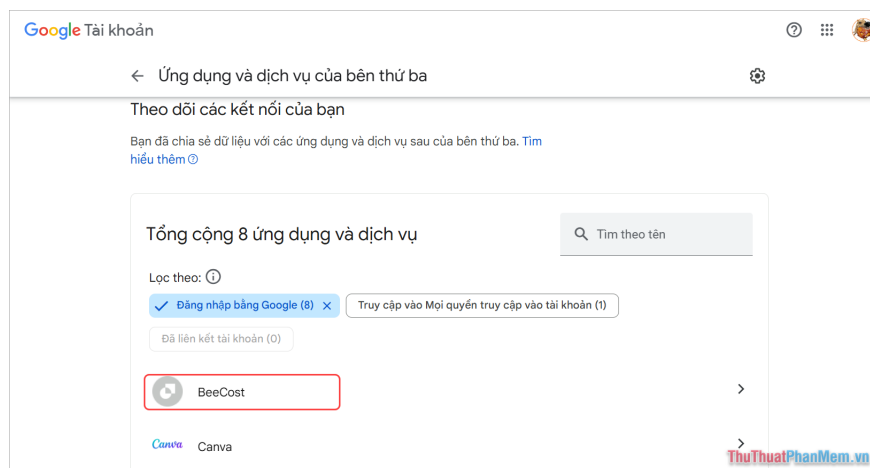


Step 6 : Once logged out successfully, you will receive a message *'You're logged out! But some apps can still access your account'*.

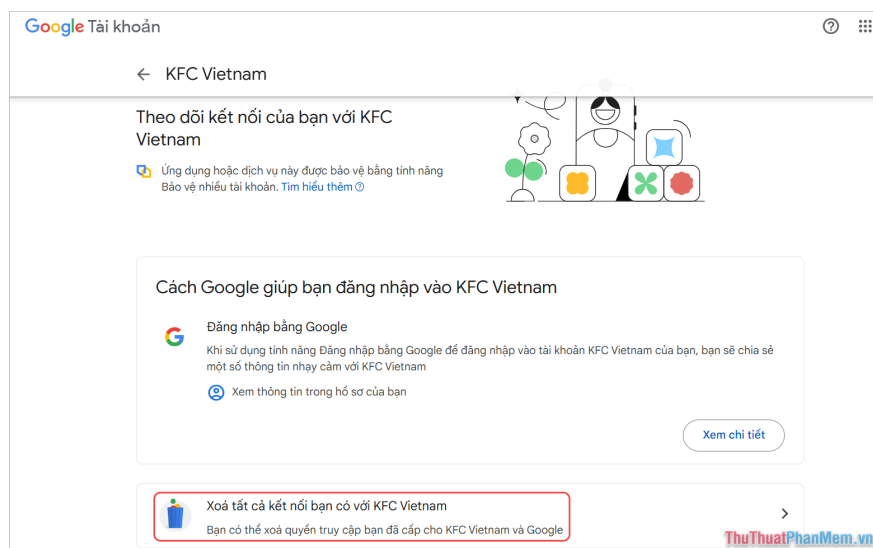
To sign out of previously logged-in apps, select **Manage app access** .



Step 7 : In the list of **Third-party Apps and Services** , select the apps that need to be logged out of your Google account.



Step 8 : Here, you choose **Delete all connections you have with** Thus, you have completed logging out of your Google account on other devices.

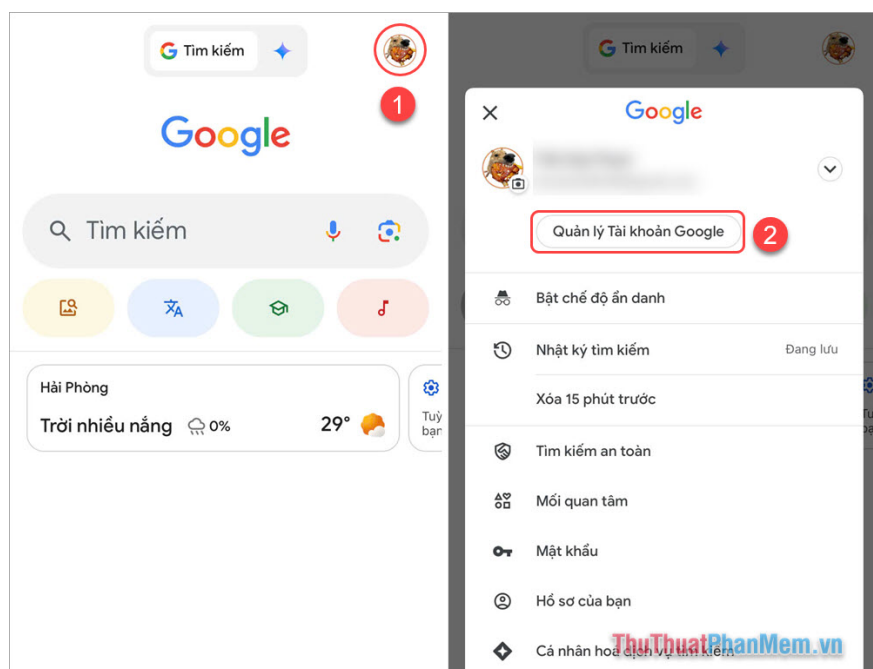


2. How to remotely log out of your Google account on your phone

For mobile platforms, users can remotely log out of their Google account using Google apps, Gmail, Drive, etc. or any other Google app. Additionally, users can also log out from the Google homepage on a web browser.

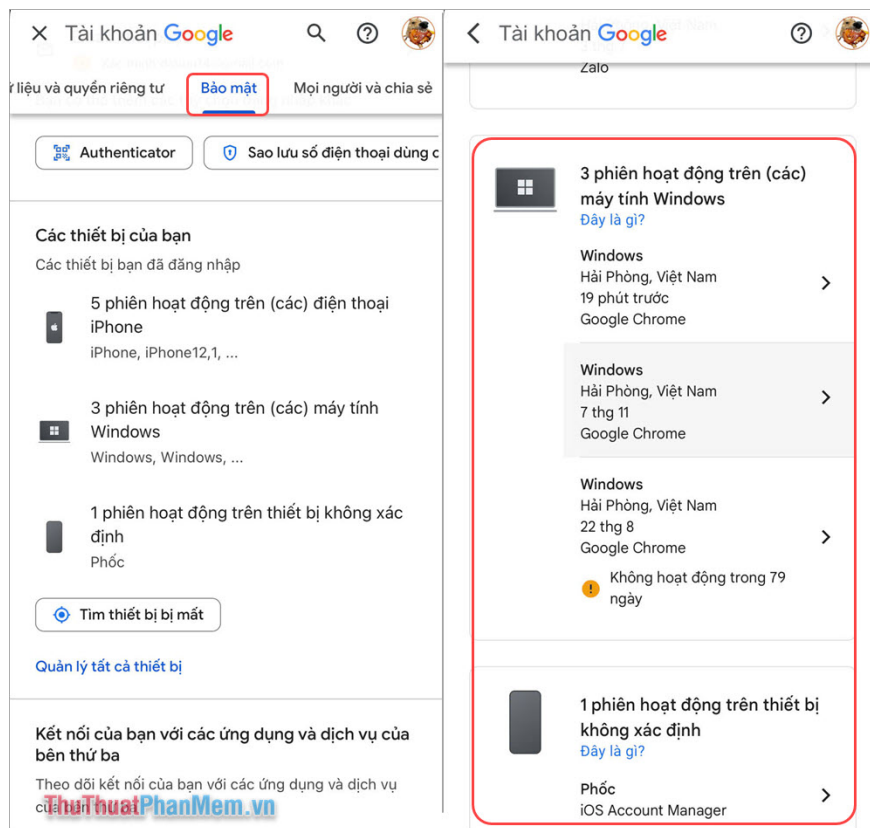
Step 1 : Open the Google app on your phone, select Account (1) ? **Manage Google Account (2) .**

1. Download : iOS | Android



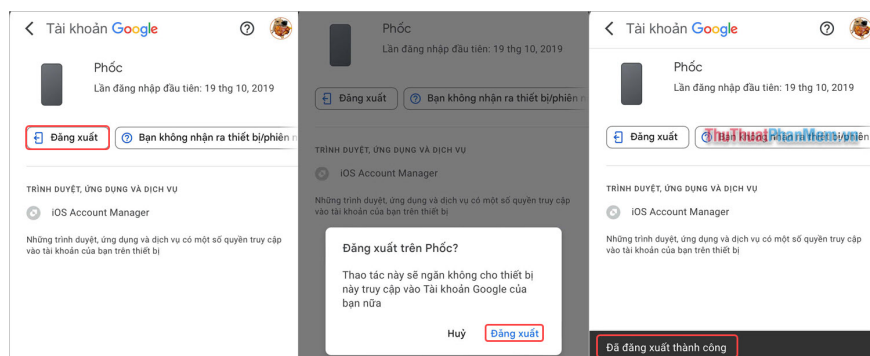
Step 2 : Then, select **Security ? Manage all devices ? Logged in devices .**

In the list of Google accounts, the system will display all the devices and locations you have previously logged in.



Step 3 : Next, select **Log out ? Log out .**

Once successfully logged out, you will receive a *'Successfully logged out'* message.



In this article, Software Tips has shared with you how to log out of your Google account on another device quickly and simply. Have a nice day!

You finished reading the article "**How to sign out of your Google account on another device**" edited by the [TipsMake](#) team. We hope this article has provided you with many useful tech tips and tricks. You can search for similar articles on tips and guides. Thank you for reading and for following us regularly.