

# How to sign out of Gmail on PC and phone

Your Gmail account is where you store more than just emails. To keep your information safe, you should sign out of Gmail every time you finish using it, especially when sharing a computer or using it in a public place.

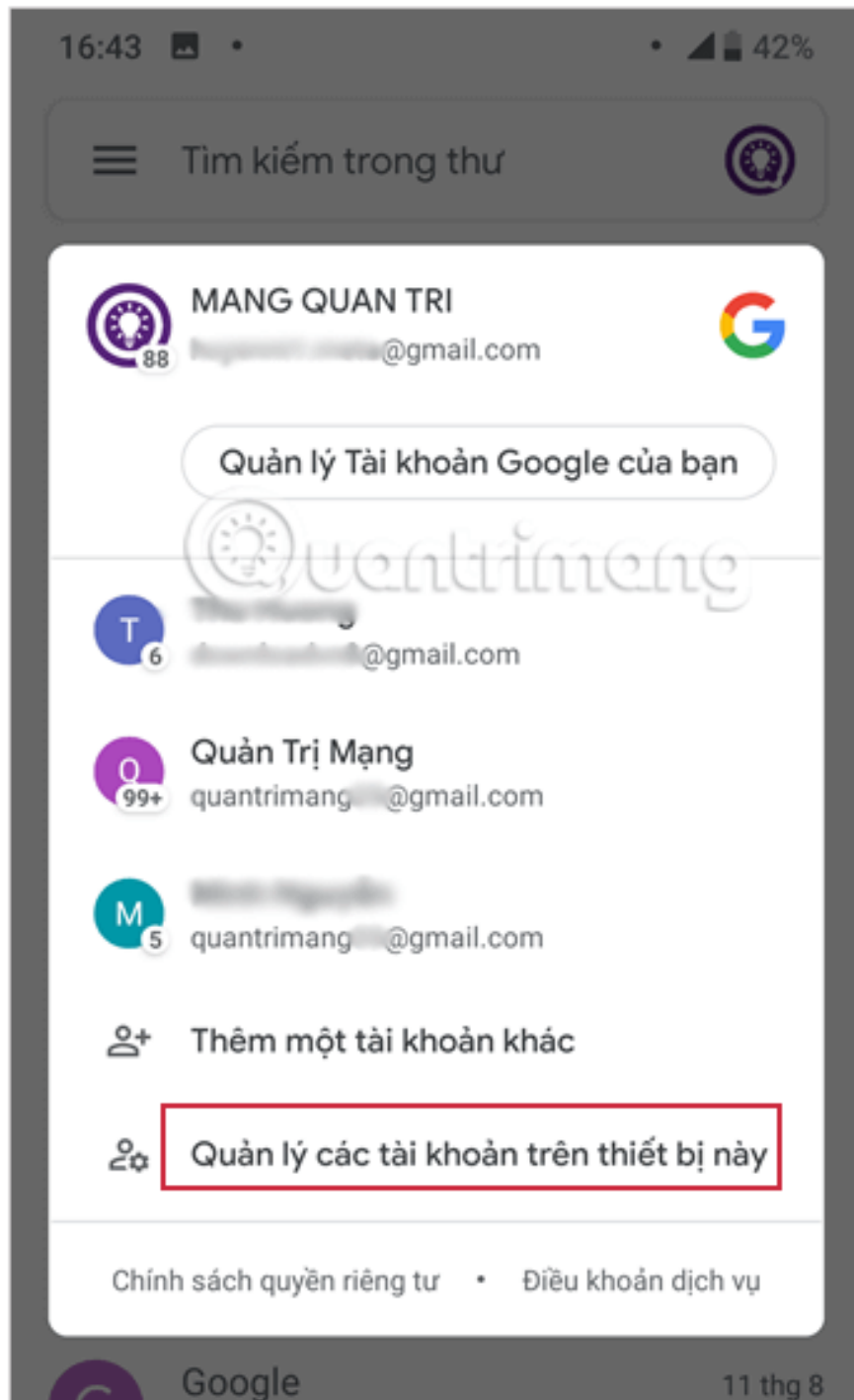
So how to exit Gmail every time you finish using it? Follow TipsMake's article below to find the answer!

## How to sign out of Gmail on your phone

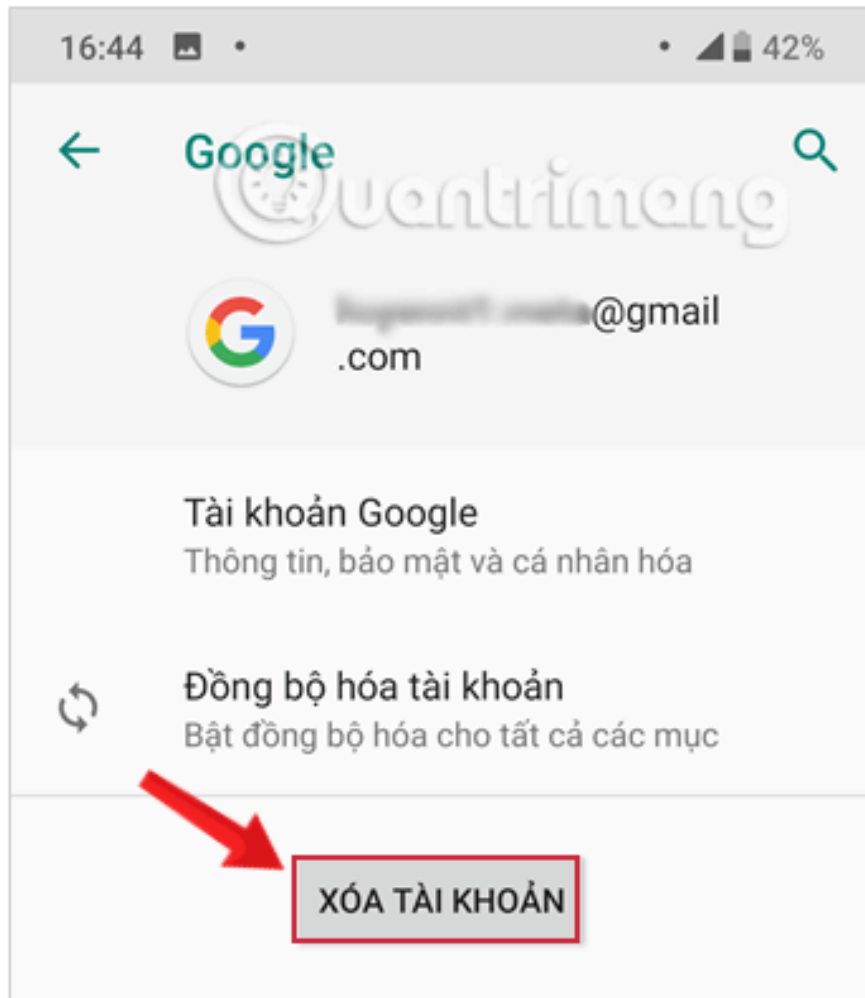
Gmail on your phone doesn't provide the option to sign out of your Gmail account like you do on your computer. The steps on the phone will take a little longer.

### 1. Sign out of Gmail on Android phone

First, go to the Gmail app on Android with your previous account logged in, click on your avatar in the upper right corner of the page and select **Manage accounts on this device**.



After that, you will see a screen displaying **the Account** interface . If you want to log out of any email, click on that email and select **Delete account** .



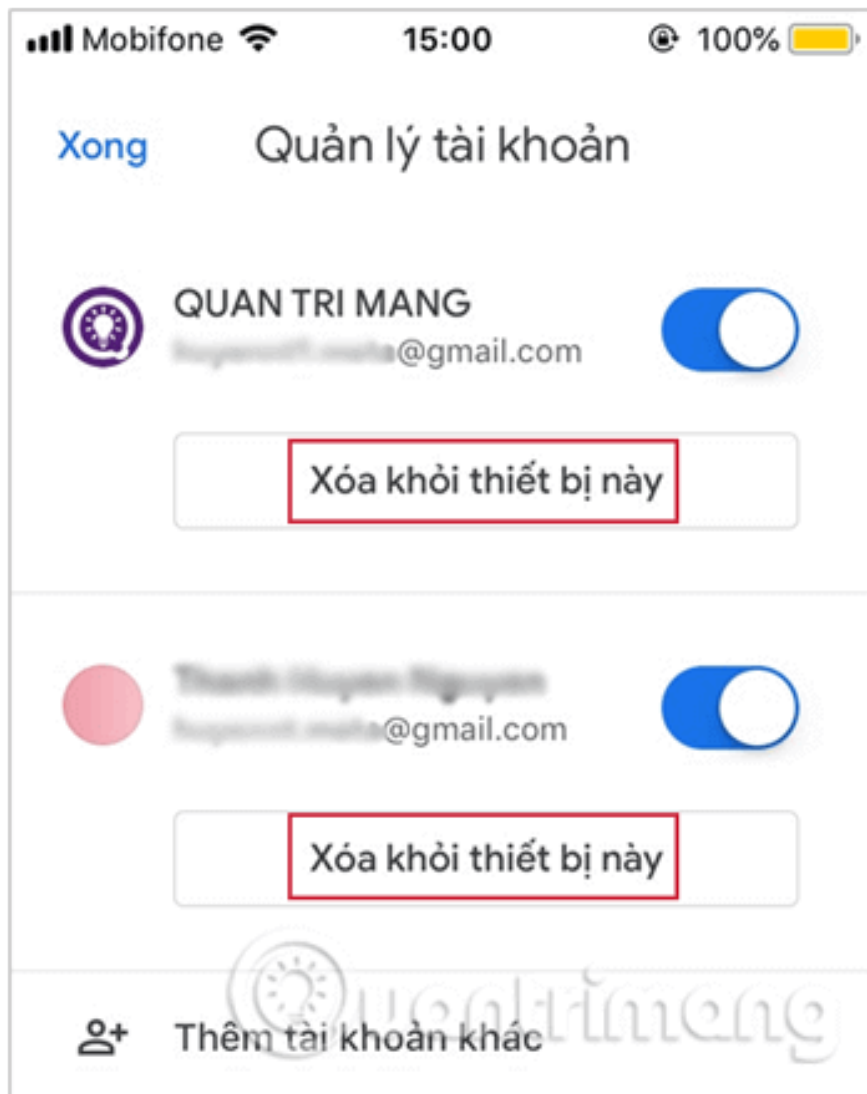
## 2. Sign out of Gmail on iPhone and iOS devices

### Sign out of the Gmail application

First, go to the Gmail application on your iPhone with your previous account logged in, click on your avatar in the upper right corner of the page and select **Manage accounts on this device**.

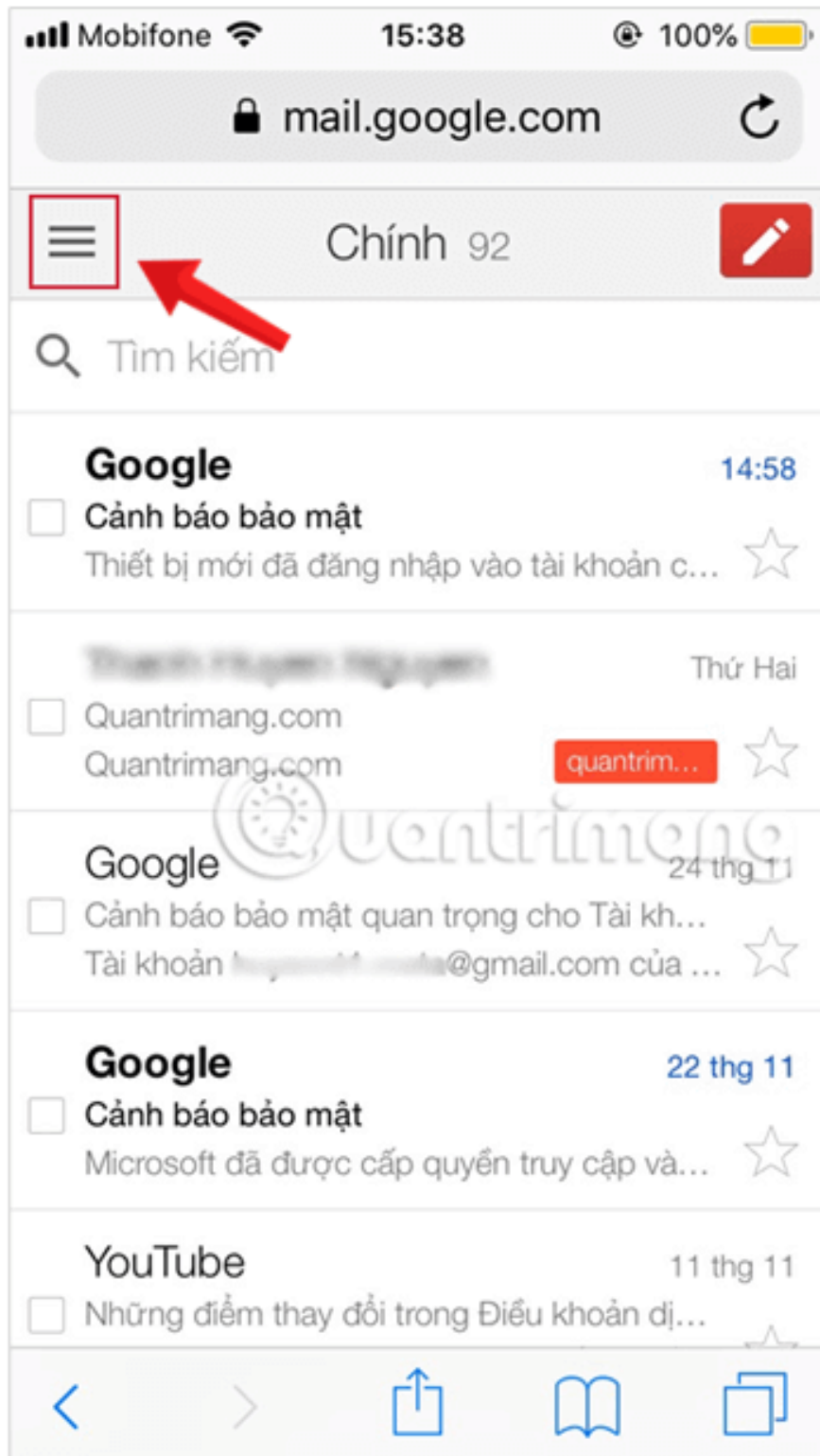


After that, you will see a screen displaying the **Account Management** interface . If you want to log out of any email, select **Delete from this device** under that email.



### Sign out of Gmail on phone browsers

Using Gmail on a phone browser, the interface is a little different. Here TipsMake uses Safari on iPhone. To sign out of Gmail on your browser, click on **the three dashes icon** located in the upper left corner of the interface.



Next, at the top, click **on the account name you are using** to display the list of logged in accounts in the browser.

Finally, click **Sign out of all accounts** . This will sign out all Gmail accounts on your phone, rather than deleting each one as done with Gmail on the app.

mail.google.com

nguyenthi...@gmail.com



Thư đến

**Chính** 92

Xã hội

**Quảng cáo** 1 mới

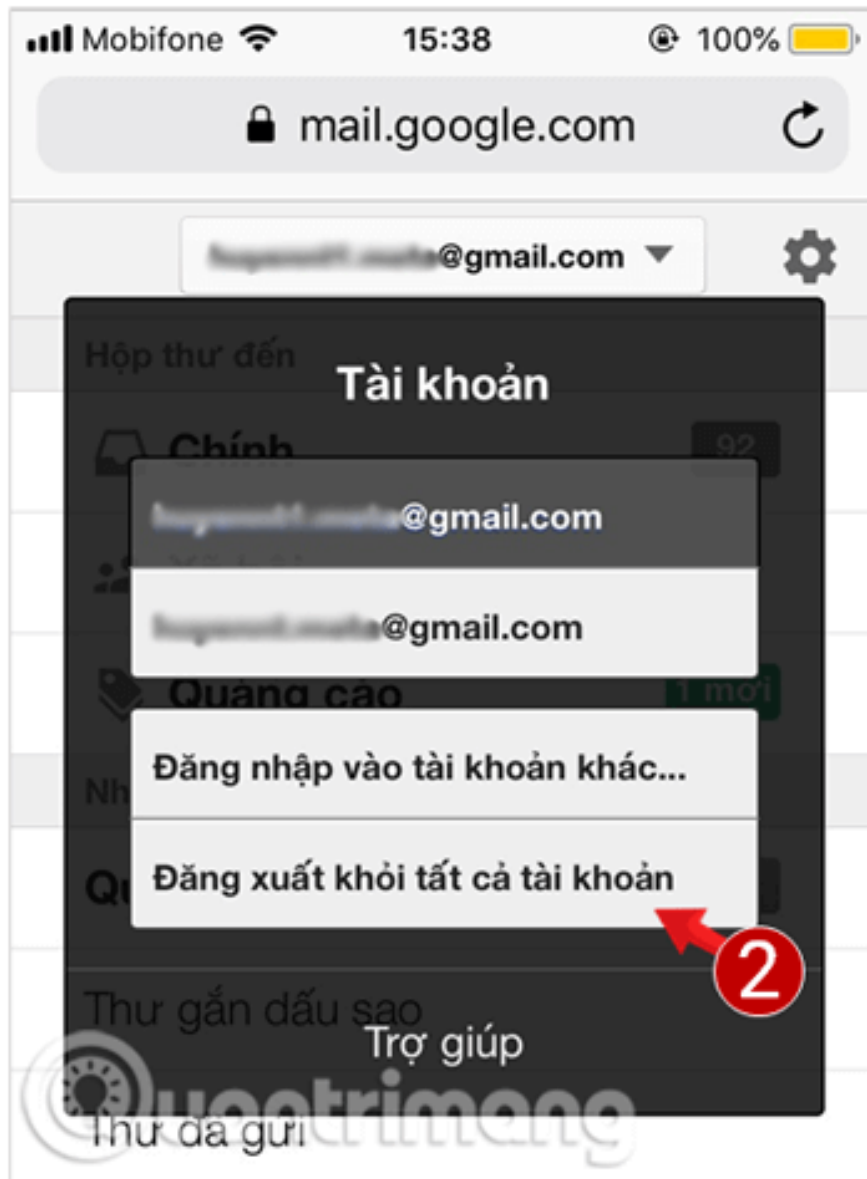
Nhãn

**Quan trọng** 2

Thư gắn dấu sao

Thư đã gửi

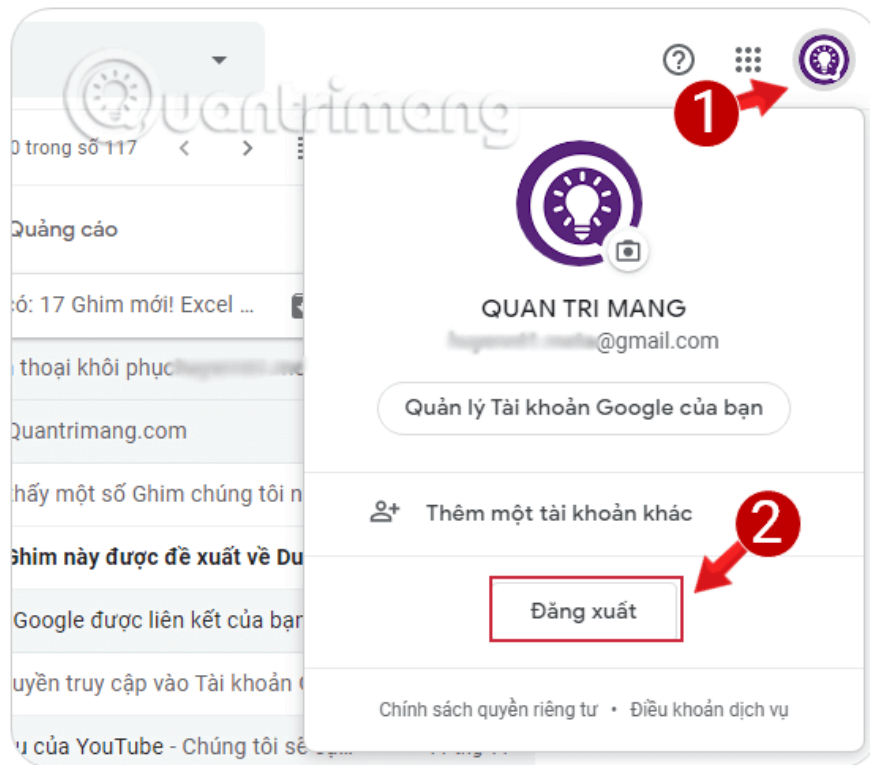




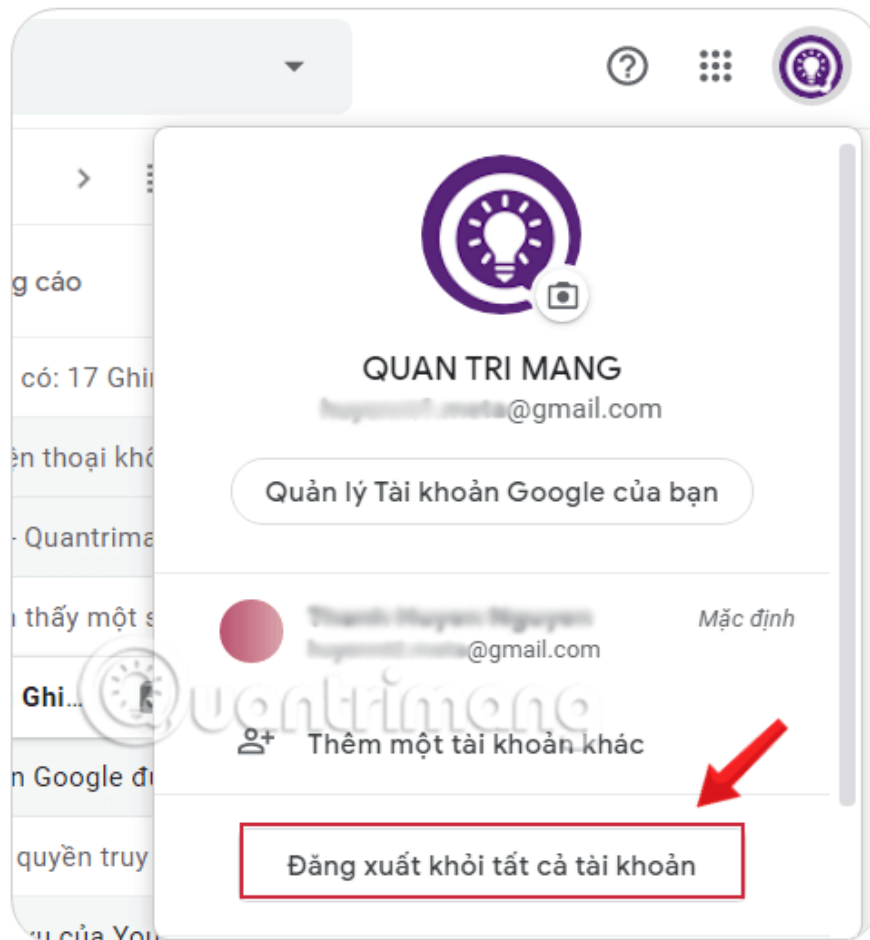
Simple as that!

## How to sign out of Gmail on computer

The steps to log out of your Gmail account are extremely simple. On the Gmail interface, click on your avatar in the upper right corner of the page. On the drop-down menu that opens, find the Sign Out option, click **on** it and you're done.



Note that if you use multiple accounts, the drop-down menu will list the accounts. Select the account you want to sign out of and select **Sign Out** . You can also use a single click to log out of all accounts by selecting **Sign out of all accounts** .

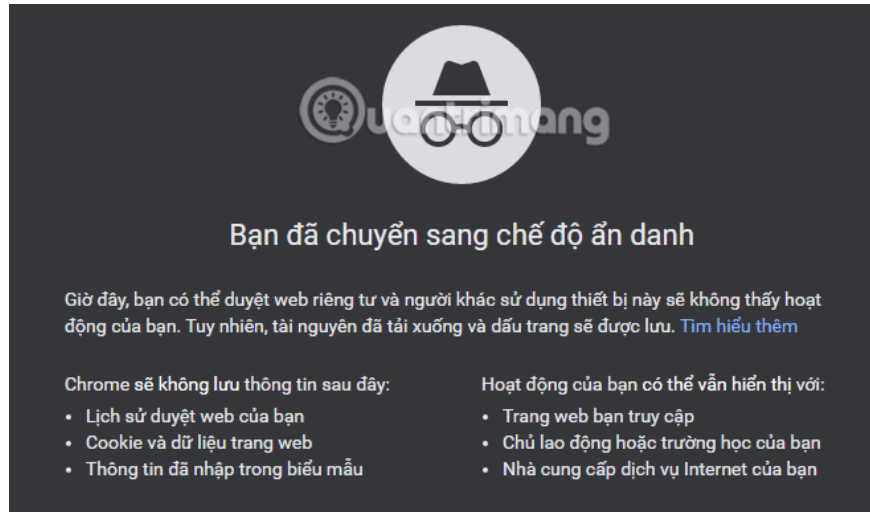


## Tips for exiting Gmail without logging out

There are some tips to help you comfortably log into Gmail without having to worry about remembering to log out of your account after use.

### **When using a computer in public, browse the web anonymously**

Many browsers today have private browsing mode (or anonymous browsing). Even though the names are different, they all work the same way. When browsing in this mode, the browser will not store browsing history, cookies, page data or any information filled in forms.



When you close the browser, it will forget your account and activity history. This will ensure that when you close the browser window, your session will not be watched by anyone else.


### **If you share a computer, use Chrome's Guest Mode**

Besides anonymous browsing mode, Google Chrome also has Guest Mode , which is similar to private browsing without saving information on the computer. However, it is different in that when using Guest Mode, you cannot view or edit other users' profile information.

In other words, you can let a guest open your Chrome without worrying about them seeing your browsing history, saved passwords, etc. This is very useful if you accidentally forget to sign out of your Gmail account.

To turn on Guest Mode, just click on the username in the right corner of the browser and select Guest. Then a new window will appear for customers to use. When finished using, the customer just needs to close the browser

.



## Sign out of Gmail remotely across devices

If you log in to your Gmail account on a strange computer and don't remember whether you logged out or not. If you want to check again and log out of that account remotely, please visit the link <https://myaccount.google.com/device-activity> and check for suspicious devices and remove it. Or you can follow the instructions for logging out of your Gmail account remotely that TipsMake introduced earlier.

You finished reading the article "**How to sign out of Gmail on PC and phone**" edited by the [TipsMake](#) team. We hope this article has provided you with many useful tech tips and tricks. You can search for similar articles on tips and guides. Thank you for reading and for following us regularly.